

1. Pirates Online Main	6
1.1 Legendary External PotCO	7
1.2 Legendary Mechanics PotCO	8
1.2.1 Pirates of the Caribbean Online - Clothing	9
1.2.1.1 Loot Clothing	77
1.2.1.1.1 PotCO - Bandana	78
1.2.1.1.2 PotCO - Basic Sash	79
1.2.1.1.3 PotCO - Blue Red Party Hat	80
1.2.1.1.4 PotCO - Buckle Sash	81
1.2.1.1.5 PotCO - Cap	82
1.2.1.1.6 PotCO - Chill Boots	83
1.2.1.1.7 PotCO - Circus Breeches	84
1.2.1.1.8 PotCO - Cotton Blouse	85
1.2.1.1.9 PotCO - Cotton Corset	86
1.2.1.1.10 PotCO - Cotton Highwaters	87
1.2.1.1.11 PotCO - Cotton Jacket	88
1.2.1.1.12 PotCO - Cotton Long Sleeve	89
1.2.1.1.13 PotCO - Cotton Puff Blouse	90
1.2.1.1.14 PotCO - Cotton Puffy Shirt	91
1.2.1.1.15 PotCO - Cotton Short Sleeve	92
1.2.1.1.16 PotCO - Cotton Tank	93
1.2.1.1.17 PotCO - Cotton Top	94
1.2.1.1.18 PotCO - Cotton Trousers	95
1.2.1.1.19 PotCO - Cotton Vest	96
1.2.1.1.20 PotCO - Court Blouse	97
1.2.1.1.21 PotCO - Dressy Vest	98
1.2.1.1.22 PotCO - Fine Puffy Shirt	99
1.2.1.1.23 PotCO - Fleur Blouse	100
1.2.1.1.24 PotCO - Head Band	101
1.2.1.1.25 PotCO - Hooked Tank	102
1.2.1.1.26 PotCO - Laced Puffy Shirt	103
1.2.1.1.27 PotCO - Linen Highwaters	104
1.2.1.1.28 PotCO - Linen Long Sleeve	105
1.2.1.1.29 PotCO - Linen Puffy Shirt	106
1.2.1.1.30 PotCO - Linen Shorts	107
1.2.1.1.31 PotCO - Linen Short Sleeve	108
1.2.1.1.32 PotCO - Linen Skirt	109
1.2.1.1.33 PotCO - Linen Trousers	110
1.2.1.1.34 PotCO - Long Treasure Shirt	111
1.2.1.1.35 PotCO - Navy Hat	112
1.2.1.1.36 PotCO - Old Tank	113
1.2.1.1.37 PotCO - Open Cotton Shirt	114
1.2.1.1.38 PotCO - Open Fleet Shirt	115
1.2.1.1.39 PotCO - Open Laced Shirt	116
1.2.1.1.40 PotCO - Open Linen Shirt	117
1.2.1.1.41 PotCO - Open Treasure Long Sleeve	118
1.2.1.1.42 PotCO - Open Treasure Shirt	119
1.2.1.1.43 PotCO - Patchwork Riding Coat	120
1.2.1.1.44 PotCO - Potato Sack Skirt	121
1.2.1.1.45 PotCO - Reinforced Tank	122
1.2.1.1.46 PotCO - Ruffle Shirt	123
1.2.1.1.47 PotCO - Sack Vest	124
1.2.1.1.48 PotCO - Seamed Tank	125
1.2.1.1.49 PotCO - Silk Skirt	126
1.2.1.1.50 PotCO - Silk Vest	127
1.2.1.1.51 PotCO - Stitched Blouse	128
1.2.1.1.52 PotCO - Striped Tank	129
1.2.1.1.53 PotCO - Swashbuckler Top	130
1.2.1.1.54 PotCO - Tavern Blouse	131
1.2.1.1.55 PotCO - Treasure Short Sleeve	132
1.2.1.1.56 PotCO - Yeoman Vest	133
1.2.1.1.57 PotCO - Zombie Shorts	134
1.2.1.1.58 PotCO - Zombie Trousers	135
1.2.1.2 Peddler Clothing	136
1.2.1.2.1 PotCO - Admiral	137
1.2.1.2.2 PotCO - Bounty Hunter	139
1.2.1.2.3 PotCO - Capt. Black	141
1.2.1.2.4 PotCO - Crimson Captain	143
1.2.1.2.5 PotCO - Emerald Duelist	145
1.2.1.2.6 PotCO - Father's Day	147
1.2.1.2.7 PotCO - French Assassin	149
1.2.1.2.8 PotCO - French Fencer	151
1.2.1.2.9 PotCO - Garb of the Undead	153
1.2.1.2.10 PotCO - Mardi Gras	155
1.2.1.2.11 PotCO - Merchant Voyager	157
1.2.1.2.12 PotCO - Mother's Day	159
1.2.1.2.13 PotCO - New Year's Day	161
1.2.1.2.14 PotCO - Pilgrim Explorer	163
1.2.1.2.15 PotCO - Raven's Cove Mercenary	165

1.2.1.2.16	PotCO - Rogue Privateer	167
1.2.1.2.17	PotCO - Royal Commodore	169
1.2.1.2.18	PotCO - Sea Serpent	171
1.2.1.2.19	PotCO - Snapdragon	173
1.2.1.2.20	PotCO - Spanish Adventurer	175
1.2.1.2.21	PotCO - Spanish Conquistador	177
1.2.1.2.22	PotCO - St. Patrick's Day	179
1.2.1.2.23	PotCO - The Diplomat	181
1.2.1.2.24	PotCO - Town Mayor's Outfit	183
1.2.1.2.25	PotCO - Treasure Hunter	185
1.2.1.2.26	PotCO - Valentine's Day	187
1.2.1.2.27	PotCO - Winter Festival	189
1.2.1.3	PVP Clothing	191
1.2.1.3.1	PotCO - Black Explorer Hat	192
1.2.1.3.2	PotCO - Black Gaucho	194
1.2.1.3.3	PotCO - Bronze Cabaset	196
1.2.1.3.4	PotCO - French Tricorne	197
1.2.1.3.5	PotCO - Gold Fad Frock Coat	198
1.2.1.3.6	PotCO - Keelhaul Long Coat	199
1.2.1.3.7	PotCO - Spansish Ostrich Hat	200
1.2.1.3.8	PotCO - Steel Cabaset	201
1.2.1.3.9	PotCO - Steel Conquistador	202
1.2.1.4	Quest Clothing	203
1.2.1.4.1	Barbossa's Outfit	204
1.2.1.4.2	Clothing Fit For a Pirate Outfit	205
1.2.1.4.3	Magenta Ostrich Hat	206
1.2.1.4.4	Pirate Life Outfit	207
1.2.1.4.5	Purple Cavalry Hat	208
1.2.1.5	Redeem Code	209
1.2.1.5.1	PotCO - Black Buccaneer Hat	210
1.2.1.5.2	PotCO - Scoundrel Hat	211
1.2.1.6	Special Occasion	212
1.2.1.6.1	PotCO - Crossbones Bandana	213
1.2.1.6.2	PotCO - Loyalty Bandana	214
1.2.1.7	Tailor Clothing	215
1.2.1.7.1	PotCO - 44 Dubloon Breeches	216
1.2.1.7.2	PotCO - Admiral Hat	217
1.2.1.7.3	PotCO - Arabian Trousers	218
1.2.1.7.4	PotCO - Band Vest	219
1.2.1.7.5	PotCO - Belted Vest	220
1.2.1.7.6	PotCO - Blue Band	221
1.2.1.7.7	PotCO - Blue Bandana	222
1.2.1.7.8	PotCO - Boarding Blouse	223
1.2.1.7.9	PotCO - Bouncer's Jacket	224
1.2.1.7.10	PotCO - Box Belt	225
1.2.1.7.11	PotCO - Brown Cavalry Hat	226
1.2.1.7.12	PotCO - Brown Stripe Coat	227
1.2.1.7.13	PotCO - Bucket Boots	228
1.2.1.7.14	PotCO - Buckle Boots	229
1.2.1.7.15	PotCO - Buckled Sash	230
1.2.1.7.16	PotCO - Buckle Short Boots	231
1.2.1.7.17	PotCO - Burlap Blouse	232
1.2.1.7.18	PotCO - Buttoned Breeches	233
1.2.1.7.19	PotCO - Buttoned Vest	234
1.2.1.7.20	PotCO - Candybox Skirt	235
1.2.1.7.21	PotCO - Candystripe Capris	236
1.2.1.7.22	PotCO - Carpenter Vest	237
1.2.1.7.23	PotCO - Castle Boots	238
1.2.1.7.24	PotCO - Casual Capris	239
1.2.1.7.25	PotCO - Celtic Tall Boots	240
1.2.1.7.26	PotCO - Celtic Trousers	241
1.2.1.7.27	PotCO - Checker Coat	242
1.2.1.7.28	PotCO - City Vest	243
1.2.1.7.29	PotCO - Clopper Ankle Boots	244
1.2.1.7.30	PotCO - Clover Vest	245
1.2.1.7.31	PotCO - Comfy Boots	246
1.2.1.7.32	PotCO - Corseted Vest	247
1.2.1.7.33	PotCO - Countess Vest	248
1.2.1.7.34	PotCO - Country Vest	249
1.2.1.7.35	PotCO - Court Capris	250
1.2.1.7.36	PotCO - Court Vest	251
1.2.1.7.37	PotCO - Crew Tank	252
1.2.1.7.38	PotCO - Crocodile Frock Coat	253
1.2.1.7.39	PotCO - Dark Cloud Blouse	254
1.2.1.7.40	PotCO - Darkheart Long Coat	255
1.2.1.7.41	PotCO - Darkness Vest	256
1.2.1.7.42	PotCO - Dark Water Blouse	257
1.2.1.7.43	PotCO - Day Dream Blouse	258
1.2.1.7.44	PotCO - Deck Slapper Boots	259

1.2.1.7.45 PotCO - Deck Vest	260
1.2.1.7.46 PotCO - Deer Skin Ankle Boots	261
1.2.1.7.47 PotCO - Deer Skin Tall Boots	262
1.2.1.7.48 PotCO - Denim Highwaters	263
1.2.1.7.49 PotCO - Denim Skirt	264
1.2.1.7.50 PotCO - Denim Skullsnap Trousers	265
1.2.1.7.51 PotCO - Denim Trousers	266
1.2.1.7.52 PotCO - Dinghy Hat	267
1.2.1.7.53 PotCO - Dinky Blouse	268
1.2.1.7.54 PotCO - Dinky Long Coat	269
1.2.1.7.55 PotCO - Dinky Puff Blouse	270
1.2.1.7.56 PotCO - Dinky Top	271
1.2.1.7.57 PotCO - Embellished Vest	272
1.2.1.7.58 PotCO - Embroidered Corset	273
1.2.1.7.59 PotCO - Embroidered Long Coat	274
1.2.1.7.60 PotCO - Evening Jacket	275
1.2.1.7.61 PotCO - Faded Skullsnap Trousers	276
1.2.1.7.62 PotCO - Fencer's Boots	277
1.2.1.7.63 PotCO - Fishing Trophy Boots	278
1.2.1.7.64 PotCO - Flap Long Sleeve	279
1.2.1.7.65 PotCO - Flapped Puff Blouse	280
1.2.1.7.66 PotCO - Forest Knee Boots	281
1.2.1.7.67 PotCO - Forest Long Coat	282
1.2.1.7.68 PotCO - Forest Shorts	283
1.2.1.7.69 PotCO - Forest Vest	284
1.2.1.7.70 PotCO - Frilly Blouse	285
1.2.1.7.71 PotCO - Gangplank Boots	286
1.2.1.7.72 PotCO - Garden Blouse	287
1.2.1.7.73 PotCO - Garden Vest	288
1.2.1.7.74 PotCO - Gas Lamp Corset	289
1.2.1.7.75 PotCO - Gold Box Belt	290
1.2.1.7.76 PotCO - Gold Buckle Sash	291
1.2.1.7.77 PotCO - Gold Skull Belt	292
1.2.1.7.78 PotCO - Gold Thread Riding Coat	293
1.2.1.7.79 PotCO - Hand Me Down Skirt	294
1.2.1.7.80 PotCO - Harbor Frock Coat	295
1.2.1.7.81 PotCO - Hard Knee Boots	296
1.2.1.7.82 PotCO - Hard Leather	297
1.2.1.7.83 PotCO - High Seas Blouse	298
1.2.1.7.84 PotCO - High Tide Corset	299
1.2.1.7.85 PotCO - Highway Coat	300
1.2.1.7.86 PotCO - High Wing Hat	301
1.2.1.7.87 PotCO - Hunting Vest	302
1.2.1.7.88 PotCO - Improvised Capris	303
1.2.1.7.89 PotCO - Jolly Bones Belt	304
1.2.1.7.90 PotCO - Kaki Skullsnap Trousers	305
1.2.1.7.91 PotCO - Laced Belt	306
1.2.1.7.92 PotCO - Laced Vest	307
1.2.1.7.93 PotCO - Layered Shirts	308
1.2.1.7.94 PotCO - Layered Skirt	309
1.2.1.7.95 PotCO - Leather Ankle Boots	310
1.2.1.7.96 PotCO - Leathercraft Long Coat	311
1.2.1.7.97 PotCO - Leather Frock Coat	312
1.2.1.7.98 PotCO - Leather Highwaters	313
1.2.1.7.99 PotCO - Leather Knee Boots	314
1.2.1.7.100 PotCO - Leather Riding Coat	315
1.2.1.7.101 PotCO - Leather Vest	316
1.2.1.7.102 PotCO - Linen Open Long S	317
1.2.1.7.103 PotCO - Longshoreman's Vest	318
1.2.1.7.104 PotCO - Loose Buttoned Vest	319
1.2.1.7.105 PotCO - Loose Leather Vest	320
1.2.1.7.106 PotCO - Matey's Jacket	321
1.2.1.7.107 PotCO - Merchant Long Coat	322
1.2.1.7.108 PotCO - Messenger Vest	323
1.2.1.7.109 PotCO - Militia Riding Coat	324
1.2.1.7.110 PotCO - Misfitted Capris	325
1.2.1.7.111 PotCO - Money Jacket	326
1.2.1.7.112 PotCO - Morning Blouse	327
1.2.1.7.113 PotCO - Morning Dew Corset	328
1.2.1.7.114 PotCO - Musketeer Blouse	329
1.2.1.7.115 PotCO - Night Vest	330
1.2.1.7.116 PotCO - Old Boots	331
1.2.1.7.117 PotCO - Old Grove Corset	332
1.2.1.7.118 PotCO - Opera Blouse	333
1.2.1.7.119 PotCO - Orchard Vest	334
1.2.1.7.120 PotCO - Paneled Shirt	335
1.2.1.7.121 PotCO - Panel Top	336
1.2.1.7.122 PotCO - Patchwork Capris	337
1.2.1.7.123 PotCO - Patchwork Shorts	339

1.2.1.7.124 PotCO - Patchwork Vest	340
1.2.1.7.125 PotCO - Patterned Sash	341
1.2.1.7.126 PotCO - Petal Vest	342
1.2.1.7.127 PotCO - Pin Capris	343
1.2.1.7.128 PotCO - Plank Walker Boots	344
1.2.1.7.129 PotCO - Potato Sack Trousers	345
1.2.1.7.130 PotCO - Pub Shirt	346
1.2.1.7.131 PotCO - Rampart Boots	347
1.2.1.7.132 PotCO - Rawhide Corset	348
1.2.1.7.133 PotCO - Red Velvet Capris	349
1.2.1.7.134 PotCO - Reinforced Puffy Shirt	350
1.2.1.7.135 PotCO - Rich Knee Boots	351
1.2.1.7.136 PotCO - Riding Blouse	352
1.2.1.7.137 PotCO - Rose Petal Corset	353
1.2.1.7.138 PotCO - Rough Tricorne	354
1.2.1.7.139 PotCO - Rough Water Blouse	355
1.2.1.7.140 PotCO - Royal Chest Corset	356
1.2.1.7.141 PotCO - Runner's Capris	357
1.2.1.7.142 PotCO - Sail Trousers	358
1.2.1.7.143 PotCO - Shipwright Jacket	359
1.2.1.7.144 PotCO - Shop Vest	360
1.2.1.7.145 PotCO - Side Belt	361
1.2.1.7.146 PotCO - Sidelace Shorts	362
1.2.1.7.147 PotCO - Sidestripe Capris	363
1.2.1.7.148 PotCO - Sidewalk Boots	364
1.2.1.7.149 PotCO - Skull Broach Top	365
1.2.1.7.150 PotCO - Smithy Trousers	366
1.2.1.7.151 PotCO - Stitched Knee Boots	367
1.2.1.7.152 PotCO - Stowaway Trousers	368
1.2.1.7.153 PotCO - Straw Explorer Hat	369
1.2.1.7.154 PotCO - Stroll Boots	370
1.2.1.7.155 PotCO - Suede Frock Coat	371
1.2.1.7.156 PotCO - Suede Tall Boots	372
1.2.1.7.157 PotCO - Suit Vest	373
1.2.1.7.158 PotCO - Suspender Tank	374
1.2.1.7.159 PotCO - Swabbie Shirt	375
1.2.1.7.160 PotCO - Swabby's Jacket	376
1.2.1.7.161 PotCO - Swab the Deck Trousers	377
1.2.1.7.162 PotCO - Tailored Capris	378
1.2.1.7.163 PotCO - Tailored Puffy Shirt	379
1.2.1.7.164 PotCO - Tassles Sash	380
1.2.1.7.165 PotCO - Teacher's Blouse	381
1.2.1.7.166 PotCO - Tie Shorts	382
1.2.1.7.167 PotCO - Tourist Long Coat	383
1.2.1.7.168 PotCO - Trader Long Coat	384
1.2.1.7.169 PotCO - Trimmed Blouse	385
1.2.1.7.170 PotCO - Trimmed Tank	386
1.2.1.7.171 PotCO - Wallop Boots	387
1.2.1.7.172 PotCO - Weathered Long Coat	388
1.2.1.7.173 PotCO - Whaling Jacket	389
1.2.1.7.174 PotCO - Woodland Belt	390
1.2.1.7.175 PotCO - Woodland Skirt	391
1.2.1.7.176 PotCO - Woodland Top	392
1.2.1.7.177 PotCO - Woodland Vest	393
1.2.1.7.178 PotCO - Woolen Frock Coat	394
1.2.1.7.179 PotCO - Woolen Long Coat	395
1.2.1.7.180 PotCO - Worn in Boots	396
1.2.2 Pirates of the Caribbean Online - Dig Spots	397
1.2.3 Pirates of the Caribbean Online - Equipment	419
1.2.3.1 PotCO - Cannon Rams	421
1.2.3.2 PotCO - Navigation Tools	423
1.2.3.3 PotCO - Sea Chest	424
1.2.4 Pirates of the Caribbean Online - Quests	427
1.2.4.1 Black Pearl Crew Quests	429
1.2.4.2 Clothing Quests	442
1.2.4.3 Jewelry Quests	447
1.2.4.4 Raven's Cove Quest	450
1.2.4.5 Set Sail Quests	453
1.2.4.6 Tattoo Quests	454
1.2.4.7 Teleportation Quests	455
1.2.4.8 Treasure Quests	456
1.2.4.9 Tutorial Quests	457
1.2.4.10 Weapon Quests	460
1.2.5 Pirates of the Caribbean Online - Ships	467
1.2.6 Pirates of the Caribbean Online - Weapons	490
1.3 Legendary Story PotCO	515
1.3.1 Famous Characters PotCO	516
1.3.2 Game Masters PotCO	517
1.3.2.1 Catherine Harcourt Bio	518


1.3.2.2 PotCO Ben Bowman Bio	521
1.3.2.3 Xavier Hench Bio	524
1.3.3 Story Characters PotCO	527
1.4 Legendary Support PotCO	528
1.4.1 PotC Phone Messages	529
1.4.2 PotC Product Contact List	533
1.5 PO Header	534

Pirates Online Main

 Unknown macro: 'use-layout'

Error rendering macro 'live-template'
Template named 'Composition1' is not accessible.

Pirates Online Main

 Unknown macro: 'mail-form'

Legendary External PotCO

Unknown macro: {use-layout}

Error rendering macro 'live-template'

Template named 'Composition1' is not accessible.


External
Under Construction

Legendary Mechanics PotCO

 Unknown macro: 'use-layout'

Error rendering macro 'live-template'
Template named 'Composition1' is not accessible.

For Complete List of Inventory Items, [Click here](#)



Pirates of the Caribbean Online - Clothing

Unknown macro: 'use-layout'

Error rendering macro 'live-template'

Template named 'Composition1' is not accessible.



Clothing

Overview

Pirates' garb can be anything from worn rags to fancy swag, and they might say something about his or her personality. Their sea chest can store quite a wardrobe of various items to choose from.

All clothing may look different depending on a pirate's height, width, and gender. Some other types of clothing can only be found in loot. Clothing comes in Crude, Common and Rare. Common and Rare Clothing items are only available to Members with Unlimited Access.

>>

All Items

>>

Tailor
Shops

>>

Quest

>>

Loot

>>

vP Infamy Rewards

>>

Peddler

>>

Special Occasion

>>

Redeem Code

(Click column to sort items)

A B C D E F G H I J K L M N O P Q R S T U V W X Y Z

Item Name	Layer	Category	Gender Specific? (M/F)
Navy Chapeau	Hat	Peddler - Admiral Outfit	F
Valhalla Riding Coat	Coat	Peddler - Admiral Outfit	F
Christening Corset	Vest	Peddler - Admiral Outfit	F
Blue Sash	Belt	Peddler - Admiral Outfit	F
Lagoon Shorts	Pants	Peddler - Admiral Outfit	F
Blue Silver Tall Boots	Shoes	Peddler - Admiral Outfit	F
Navy Chapeau	Hat	Peddler - Admiral Outfit	M

Fleet Long Coat	Coat	Peddler - Admiral Outfit	M
Frilly Tank	Shirt	Peddler - Admiral Outfit	M
Fierce Sash	Belt	Peddler - Admiral Outfit	M
Bard Breeches	Pants	Peddler - Admiral Outfit	M
Royal Boots	Shoes	Peddler - Admiral Outfit	M
Black Chapeau	Hat	Peddler - Capt. Black	F
Royal Riding Coat with Trim	Coat	Peddler - Capt. Black	F
Red Brown Kloose Vest	Vest	Peddler - Capt. Black	F
Plain Blue Blouse White Ruff	Shirt	Peddler - Capt. Black	F
Gold Trim Capris	Pants	Peddler - Capt. Black	F
Gold Buttons Boots	Shoes	Peddler - Capt. Black	F
Black Chapeau	Hat	Peddler - Capt. Black	M
Royal Long Coat	Coat	Peddler - Capt. Black	M
Embellished Black Gold Vest	Vest	Peddler - Capt. Black	M
Big Button Shirt	Shirt	Peddler - Capt. Black	M
Green Embroidered Trousers	Pants	Peddler - Capt. Black	M
Gold Trim Boots	Shoes	Peddler - Capt. Black	M
Rose Buccaneer Hat	Hat	Peddler - Crimson Captain	F
Victorian Riding Coat with Gold	Coat	Peddler - Crimson Captain	F
Fairday Corset	Vest	Peddler - Crimson Captain	F
Red Fur Sash	Belt	Peddler - Crimson Captain	F
Brown Silver Shorts	Pants	Peddler - Crimson Captain	F
Sun Rider Boots	Shoes	Peddler - Crimson Captain	F
Rose Buccaneer Hat	Hat	Peddler - Crimson Captain	M
Club Coat	Coat	Peddler - Crimson Captain	M
Trimmed Jerkin	Shirt	Peddler - Crimson Captain	M

Festival Breeches	Pants	Peddler - Crimson Captain	M
Crimson Capt. Shoes	Shoes	Peddler - Crimson Captain	M
Green French Hat	Hat	Peddler - Emerald Duelist	F
Seafoam Corset	Vest	Peddler - Emerald Duelist	F
Green Embroidery Skirt	Pants	Peddler - Emerald Duelist	F
Green Purple Boots	Shoes	Peddler - Emerald Duelist	F
Green French Hat	Hat	Peddler - Emerald Duelist	M
Lucky Long Coat	Coat	Peddler - Emerald Duelist	M
Green Gold White Collar	Shirt	Peddler - Emerald Duelist	M
Deputy's Ex-Breeches	Pants	Peddler - Emerald Duelist	M
Emerald Boots	Shoes	Peddler - Emerald Duelist	M
French Assassin Hat	Hat	Peddler - French Assassin	F
French Assassin Frock Coat	Coat	Peddler - French Assassin	F
French Assassin Top	Shirt	Peddler - French Assassin	F
French Assassin Sash	Belt	Peddler - French Assassin	F
French Assassin Capris	Pants	Peddler - French Assassin	F
French Assassin Boots	Shoes	Peddler - French Assassin	F
French Assassin Hat	Hat	Peddler - French Assassin	M
French Assassin Shirt	Shirt	Peddler - French Assassin	M
French Assassin Breeches	Pants	Peddler - French Assassin	M
French Assassin Boots	Shoes	Peddler - French Assassin	M
French Assassin Long Coat	Coat	Peddler - French Assassin	M
French Assassin Sash	Belt	Peddler - French Assassin	M
Blue French Hat	Hat	Peddler - French Fencer	F
Summer Solstice Blouse	Shirt	Peddler - French Fencer	F
Gold Trim Shorts	Pants	Peddler - French Fencer	F

Tall Court Boots	Shoes	Peddler - French Fencer	F
Blue French Hat	Hat	Peddler - French Fencer	M
Summer Solstice Blouse	Shirt	Peddler - French Fencer	M
Inspector's Belt	Belt	Peddler - French Fencer	M
Violet Yellow Breeches	Pants	Peddler - French Fencer	M
Indoor Boots	Shoes	Peddler - French Fencer	M
Festival Blouse Gold Trim	Shirt	Peddler - Merchant Voyager	F
Brown Silver Button Shorts	Pants	Peddler - Merchant Voyager	F
Burgundy Cavalier	Hat	Peddler - Merchant Voyager	F
Mayor Boots	Shoes	Peddler - Merchant Voyager	F
Merchant Shirt Gold Trim	Shirt	Peddler - Merchant Voyager	M
Matador Breeches	Pants	Peddler - Merchant Voyager	M
Burgundy Cavalier	Hat	Peddler - Merchant Voyager	M
Mayor Boots	Shoes	Peddler - Merchant Voyager	M
Oblique Skirt	Pants	Peddler - Pilgrim Explorer	F
Round Buckle Short Boots	Shoes	Peddler - Pilgrim Explorer	F
Thanksgiving Blouse	Shirt	Peddler - Pilgrim Explorer	F
Brown Stove Hat	Hat	Peddler - Pilgrim Explorer	F
Brown Stove Hat	Hat	Peddler - Pilgrim Explorer	M
Thanksgiving Shirt	Shirt	Peddler - Pilgrim Explorer	M
Plain Loose Chaps	Pants	Peddler - Pilgrim Explorer	M
Pursuit Boots	Shoes	Peddler - Pilgrim Explorer	M
Black Cavalier	Hat	Peddler - Raven's Cove Mercenary	F
Blouse	Shirt	Peddler - Raven's Cove Mercenary	F
Deck Skirt	Pants	Peddler - Raven's Cove Mercenary	F
Black Cavalier	Hat	Peddler - Raven's Cove Mercenary	M

Halloween Shirt	Shirt	Peddler - Raven's Cove Mercenary	M
Gold Trim Breeches	Pants	Peddler - Raven's Cove Mercenary	M
Black Bicorn	Hat	Peddler - Royal Commodore	F
Adventure Riding Coat with Trim	Coat	Peddler - Royal Commodore	F
New Year's Eve Blouse	Shirt	Peddler - Royal Commodore	F
Empress Shorts	Pants	Peddler - Royal Commodore	F
Silver Tall Boots	Shoes	Peddler - Royal Commodore	F
Black Bicorn	Hat	Peddler - Royal Commodore	M
Black Gold Long Coat	Coat	Peddler - Royal Commodore	M
Purple Emblem Shirt	Shirt	Peddler - Royal Commodore	M
Side Stripe Breeches	Pants	Peddler - Royal Commodore	M
Blue Fur Top Boots	Shoes	Peddler - Royal Commodore	M
Red Silk Bandana	Hat	Peddler - Snapdragon	F
Green Silk Beanie	Hat	Peddler - Snapdragon	F
Snapdragon Blouse	Shirt	Peddler - Snapdragon	F
Red Silk Shorts	Pants	Peddler - Snapdragon	F
Green Silk Beanie	Hat	Peddler - Snapdragon	M
Snapdragon Shirt	Shirt	Peddler - Snapdragon	M
Black Gold Trousers	Pants	Peddler - Snapdragon	M
Autumn Blouse	Shirt	Peddler - Spanish Adventurer	F
Dark Blue Gold Loose Vest	Vest	Peddler - Spanish Adventurer	F
Jeweled Skirt	Pants	Peddler - Spanish Adventurer	F
Red Gaucho	Hat	Peddler - Spanish Adventurer	F
Shop Boots	Shoes	Peddler - Spanish Adventurer	F
Red Gaucho	Hat	Peddler - Spanish Adventurer	M
Scarf Vest	Vest	Peddler - Spanish Adventurer	M
Autumn Shirt	Shirt	Peddler - Spanish Adventurer	M

Fancy Light Brown Shorts	Pants	Peddler - Spanish Adventurer	M
Rawhide Boots	Shoes	Peddler - Spanish Adventurer	M
Rusted Cabaset	Hat	Peddler - Spanish Conquistador	F
Guy Fawkes Blouse	Shirt	Peddler - Spanish Conquistador	F
Green Purple Shorts	Pants	Peddler - Spanish Conquistador	F
Violet Silver Boots	Shoes	Peddler - Spanish Conquistador	F
Rusted Cabaset	Hat	Peddler - Spanish Conquistador	M
Guy Fawkes Shirt	Shirt	Peddler - Spanish Conquistador	M
Engraved Box Belt	Belt	Peddler - Spanish Conquistador	M
Spur Boots	Shoes	Peddler - Spanish Conquistador	M
Plain Patched Trousers	Pants	Peddler - Spanish Conquistador	M
Diplomat Hat	Hat	Peddler - The Diplomat	F
Diplomat Blouse	Shirt	Peddler - The Diplomat	F
Diplomat Coat	Coat	Peddler - The Diplomat	F
Diplomat Capris	Pants	Peddler - The Diplomat	F
Diplomat Boots	Shoes	Peddler - The Diplomat	F
Diplomat Hat	Hat	Peddler - The Diplomat	M
Diplomat Long Coat	Coat	Peddler - The Diplomat	M
Diplomat Breeches	Pants	Peddler - The Diplomat	M
Diplomat Shoes	Shoes	Peddler - The Diplomat	M
Green Purple Skirt	Pants	Peddler - Town Mayor's Outfit	F
Spring Blouse	Shirt	Peddler - Town Mayor's Outfit	F
Green Stove Hat	Hat	Peddler - Town Mayor's Outfit	F
Voyager Boots	Shoes	Peddler - Town Mayor's Outfit	F
Green Stove Hat	Hat	Peddler - Town Mayor's Outfit	M
Spring Shirt	Shirt	Peddler - Town Mayor's Outfit	M
Green Silk Trousers	Pants	Peddler - Town Mayor's Outfit	M

Voyager Boots	Shoes	Peddler - Town Mayor's Outfit	M
Leather Explorer Hat	Hat	Peddler - Treasure Hunter	F
Brown Pillow Loose Vest	Vest	Peddler - Treasure Hunter	F
Embroidered Blouse	Shirt	Peddler - Treasure Hunter	F
Green Embroidery Shorts	Pants	Peddler - Treasure Hunter	F
Peasant Boots	Shoes	Peddler - Treasure Hunter	F
Leather Explorer Hat	Hat	Peddler - Treasure Hunter	M
Padded Shirt	Shirt	Peddler - Treasure Hunter	M
Sack Shorts	Pants	Peddler - Treasure Hunter	M
Rawhide Boots	Shoes	Peddler - Treasure Hunter	M
Rogue Privateer Hat	Hat	Peddler - Special Event - Rogue Privateer	F
Rogue Privateer Corset	Vest	Peddler - Special Event - Rogue Privateer	F
Rogue Privateer Coat	Coat	Peddler - Special Event - Rogue Privateer	F
Rogue Privateer Belt	Belt	Peddler - Special Event - Rogue Privateer	F
Rogue Privateer Capris	Pants	Peddler - Special Event - Rogue Privateer	F
Rogue Privateer Boots	Shoes	Peddler - Special Event - Rogue Privateer	F
Rogue Privateer Hat	Hat	Peddler - Special Event - Rogue Privateer	M
Rogue Privateer Coat	Coat	Peddler - Special Event - Rogue Privateer	M
Rogue Privateer Vest	Vest	Peddler - Special Event - Rogue Privateer	M
Privateer Breeches	Pants	Peddler - Special Event - Rogue Privateer	M
Rogue Privateer Boots	Shoes	Peddler - Special Event - Rogue Privateer	M
Rogue Privateer Belt	Belt	Peddler - Special Event - Rogue Privateer	M
Peacock Hat	Hat	Peddler - Peacock (New Year's Day)	F
Peacock Skirt	Pants	Peddler - Peacock (New Year's Day)	F
Peacock Boot	Shoes	Peddler - Peacock (New Year's Day)	F
Peacock Hat	Hat	Peddler - Peacock (New Year's Day)	M
Peacock Shirt	Shirt	Peddler - Peacock (New Year's Day)	M

Peacock Breeches	Pants	Peddler - Peacock (New Year's Day)	M
Peacock Men's Sash	Belt	Peddler - Peacock (New Year's Day)	M
Peacock Boots	Shoes	Peddler - Peacock (New Year's Day)	M
Valentine's Hat	Hat	Peddler - Valentine's Day	F
Valentine's Day Blouse	Shirt	Peddler - Valentine's Day	F
Valentine's Skirt	Pants	Peddler - Valentine's Day	F
Valentine's Boots	Shoes	Peddler - Valentine's Day	F
Valentine's Hat	Hat	Peddler - Valentine's Day	M
Valentine's Shirt	Shirt	Peddler - Valentine's Day	M
Valentine's Breeches	Pants	Peddler - Valentine's Day	M
Valentine's Boots	Shoes	Peddler - Valentine's Day	M
Mardi Gras Hat	Hat	Peddler - Mardi Gras	F
Mardi Gras Blouse	Shirt	Peddler - Mardi Gras	F
Mardi Gras Sash	Belt	Peddler - Mardi Gras	F
Mardi Gras Shorts	Pants	Peddler - Mardi Gras	F
Mardi Gras Boots	Shoes	Peddler - Mardi Gras	F
Mardi Gras Hat	Hat	Peddler - Mardi Gras	M
Mardi Gras Shirt	Shirt	Peddler - Mardi Gras	M
Mardi Gras Trousers	Pants	Peddler - Mardi Gras	M
Mardi Gras Boots	Shoes	Peddler - Mardi Gras	M
St. Patrick's Hat	Hat	Peddler - St. Patrick's	F
Saint Patrick's Blouse	Shirt	Peddler - St. Patrick's	F
St. Patrick's Skirt	Pants	Peddler - St. Patrick's	F
St. Patrick's Boots	Shoes	Peddler - St. Patrick's	F
St. Patrick's Hat	Hat	Peddler - St. Patrick's	M
Saint Patrick's Shirt	Shirt	Peddler - St. Patrick's	M
St. Patrick's Breeches	Pants	Peddler - St. Patrick's	M

St. Patrick's Boots	Shoes	Peddler - St. Patrick's	M
Wildfire Bandana	Hat	Peddler - Wildfire (Mother's Day)	F
Wildfire Corset	Vest	Peddler - Wildfire (Mother's Day)	F
Wildfire Skirt	Pants	Peddler - Wildfire (Mother's Day)	F
Wildfire Boots	Shoes	Peddler - Wildfire (Mother's Day)	F
Wildfire Bandana	Hat	Peddler - Wildfire (Mother's Day)	M
Wildfire Long Coat	Coat	Peddler - Wildfire (Mother's Day)	M
Wildfire Vest	Vest	Peddler - Wildfire (Mother's Day)	M
Wildfire Trousers	Pants	Peddler - Wildfire (Mother's Day)	M
Wildfire Boots	Shoes	Peddler - Wildfire (Mother's Day)	M
Prince's Hat	Hat	Peddler - Prince (Father's Day)	F
Prince Coat	Coat	Peddler - Prince (Father's Day)	F
Prince Vest	Vest	Peddler - Prince (Father's Day)	F
Prince Blouse	Shirt	Peddler - Prince (Father's Day)	F
Prince Skirt	Pants	Peddler - Prince (Father's Day)	F
Prince Boots	Shoes	Peddler - Prince (Father's Day)	F
Prince's Hat	Hat	Peddler - Prince (Father's Day)	M
Prince Long Coat	Coat	Peddler - Prince (Father's Day)	M
Prince Shirt	Shirt	Peddler - Prince (Father's Day)	M
Prince Sash	Belt	Peddler - Prince (Father's Day)	M
Prince Breeches	Pants	Peddler - Prince (Father's Day)	M
Prince Shoes	Shoes	Peddler - Prince (Father's Day)	M
Zombie Pirate's Hat	Hat	Peddler - Garb of the Undead (Halloween, Friday 13th)	F
Zombie Pirate Coat	Coat	Peddler - Garb of the Undead (Halloween, Friday 13th)	F
Zombie Pirate's Corset	Vest	Peddler - Garb of the Undead (Halloween, Friday 13th)	F
Zombie Pirate's Capris	Pants	Peddler - Garb of the Undead (Halloween, Friday 13th)	

Zombie Pirate's Belt	Belt	Peddler - Garb of the Undead (Halloween, Friday 13th)	F
Zombie Pirate's Boots	Shoes	Peddler - Garb of the Undead (Halloween, Friday 13th)	F
Zombie Pirate Hat	Hat	Peddler - Garb of the Undead (Halloween, Friday 13th)	M
Zombie Pirate Coat	Coat	Peddler - Garb of the Undead (Halloween, Friday 13th)	M
Zombie Shirt	Shirt	Peddler - Garb of the Undead (Halloween, Friday 13th)	M
Zombie Pirate Breeches	Pants	Peddler - Garb of the Undead (Halloween, Friday 13th)	M
Zombie Pirate Belt	Belt	Peddler - Garb of the Undead (Halloween, Friday 13th)	M
Zombie Pirate Boots	Shoes	Peddler - Garb of the Undead (Halloween, Friday 13th)	M
Winter Festival Cap	Hat	Peddler - Winter Festival (Winter Festival)	F
Winter Festival Blouse	Shirt	Peddler - Winter Festival (Winter Festival)	F
Winter Festival Skirt	Pants	Peddler - Winter Festival (Winter Festival)	F
Winter Festival Boots	Shoes	Peddler - Winter Festival (Winter Festival)	F
Winter Festival Cap	Hat	Peddler - Winter Festival (Winter Festival)	M
Winter Festival Shirt	Shirt	Peddler - Winter Festival (Winter Festival)	M
Winter Festival Trousers	Pants	Peddler - Winter Festival (Winter Festival)	M
Winter Festival Boots	Shoes	Peddler - Winter Festival (Winter Festival)	M
Keelhaul Long Coat	Coat	PvP Infamy Rewards	M
Gold Fad Frock Coat	Coat	PvP Infamy Rewards	F
Black Explorer Hat	Hat	PvP Infamy Rewards	M
Black Gaucho	Hat	PvP Infamy Rewards	M/F
Bronze Cabaset	Hat	PvP Infamy Rewards	M/F
French Tricorne	Hat	PvP Infamy Rewards	M/F
Spanish Ostrich Hat	Hat	PvP Infamy Rewards	M/F
Steel Cabaset	Hat	PvP Infamy Rewards	M/F
Steel Conquistador	Hat	PvP Infamy Rewards	M/F

Magenta Ostrich Hat	Hat	Quest	M
Purple Cavalry Hat	Hat	Quest	F
Recruit Bandana	Hat	Quest - Pirate Life	M/F
Recruit Shirt	Shirt	Quest - Pirate Life	M
Recruit Pants	Pants	Quest - Pirate Life	M
Recruit Belt	Belt	Quest - Pirate Life	M
Recruit Boots	Shoes	Quest - Pirate Life	M
Traveler's Ostrich Hat	Hat	Quest - Clothing Fit for a Pirate	M
Traveler's Cavalry Hat	Hat	Quest - Clothing Fit for a Pirate	F
Traveler's Puffy Shirt	Shirt	Quest - Clothing Fit for a Pirate	M
Traveler's Vest	Vest	Quest - Clothing Fit for a Pirate	M
Traveler's Trousers	Pants	Quest - Clothing Fit for a Pirate	M
Traveler's Belt	Belt	Quest - Clothing Fit for a Pirate	M
Traveler's Boots	Shoes	Quest - Clothing Fit for a Pirate	M
Adventure Ostrich Hat	Hat	Quest - Adoria's Family	M
Adventure Cavalry Hat	Hat	Quest - Adoria's Family	F
Adventure Tank	Shirt	Quest - Adoria's Family	M
Open Adventure Vest	Vest	Quest - Adoria's Family	M
Adventure Long Coat	Coat	Quest - Adoria's Family	M
Adventure Long Pants	Pants	Quest - Adoria's Family	M
Adventure Belt	Belt	Quest - Adoria's Family	M
Adventure Boots	Shoes	Quest - Adoria's Family	M
Black Buccaneer Hat	Hat	Redeem - Discontinued	M/F
Scoundrel Hat	Hat	Redeem	M/F
Loyalty Bandana	Hat	Special Occasion - Discontinued	M/F
Crossbones Bandana	Hat	Special Occasion - Discontinued	M/F
Bandana	Hat	Loot	M/F
Cap	Hat	Loot	M/F
Head Band	Hat	Loot	M/F

Blue Red Party Hat	Hat	Loot	M/F
Navy Hat	Hat	Loot	M/F
Buckle Sash	Belt	Loot	F
Basic Sash	Belt	Loot	M
Patchwork Riding Coat	Coat	Loot	F
Cotton Jacket	Coat	Loot	M
Cotton Blouse	Shirt	Loot	F
Cotton Top	Shirt	Loot	F
Court Blouse	Shirt	Loot	F
Fine Puffy Shirt	Shirt	Loot	F
Fleur Blouse	Shirt	Loot	F
Ruffle Shirt	Shirt	Loot	F
Stitched Blouse	Shirt	Loot	F
Swashbuckler Top	Shirt	Loot	F
Tavern Blouse	Shirt	Loot	F
Cotton Long Sleeve	Shirt	Loot	M
Cotton Puffy Shirt	Shirt	Loot	M
Cotton Short Sleeve	Shirt	Loot	M
Cotton Tank	Shirt	Loot	M
Laced Puffy Shirt	Shirt	Loot	M
Linen Long Sleeve	Shirt	Loot	M
Linen Puffy Shirt	Shirt	Loot	M
Linen Short Sleeve	Shirt	Loot	M
Long Treasure Shirt	Shirt	Loot	M
Old Tank	Shirt	Loot	M
Open Cotton Shirt	Shirt	Loot	M
Open Fleet Shirt	Shirt	Loot	M
Open Laced Shirt	Shirt	Loot	M
Open Linen Shirt	Shirt	Loot	M
Open Treasure Shirt	Shirt	Loot	M

Open Treasure Long Sleeve	Shirt	Loot	M
Reinforced Tank	Shirt	Loot	M
Seamed Tank	Shirt	Loot	M
Striped Tank	Shirt	Loot	M
Treasure Short Sleeve	Shirt	Loot	M
Linen Shorts	Pants	Loot	F
Linen Skirt	Pants	Loot	F
Potato Sack Skirt	Pants	Loot	F
Silk Skirt	Pants	Loot	F
Zombie Shorts	Pants	Loot	F
Cotton Highwaters	Pants	Loot	M
Cotton Trousers	Pants	Loot	M
Linen Highwaters	Pants	Loot	M
Linen Trousers	Pants	Loot	M
Zombie Trousers	Pants	Loot	M
Circus Breeches	Pants	Loot	M
Chill Boots	Shoes	Loot	F
Cotton Corset	Vest	Loot	F
Cotton Vest	Vest	Loot	F
Yeoman Vest	Vest	Loot	F
Sack Vest	Vest	Loot	M
Silk Vest	Vest	Loot	M
Dressy Vest	Vest	Loot	M
Brown Cavalry Hat	Hat	Tailor	F
Dinghy Hat	Hat	Tailor	F
Straw Explorer Hat	Hat	Tailor	F
Plain Bandana	Hat	Tailor	M/F
Plain Cap	Hat	Tailor	M/F
Plain Head Band	Hat	Tailor	M/F
Admiral Hat	Hat	Tailor	M

Blue Band	Hat	Tailor	M
Blue Bandana	Hat	Tailor	M
High Wing Hat	Hat	Tailor	M
Rough Tricorne	Hat	Tailor	M
Straw Explorer Hat	Hat	Tailor	M
Gold Box Belt	Belt	Tailor	F
Gold Buckle	Belt	Tailor	F
Laced Belt	Belt	Tailor	F
Patterned Sash	Belt	Tailor	F
Side Belt	Belt	Tailor	F
Tassles Sash	Belt	Tailor	F
Woodland Belt	Belt	Tailor	F
Plain Buckled Sash	Belt	Tailor	F
Box Belt	Belt	Tailor	M
Buckled Sash	Belt	Tailor	M
Gold Skull Belt	Belt	Tailor	M
Jolly Bones Belt	Belt	Tailor	M
Plain Basic Sash	Belt	Tailor	M
Crocodile Frock Coat	Coat	Tailor	F
Gold Thread Riding Coat	Coat	Tailor	F
Harbor Frock Coat	Coat	Tailor	F
Highway Coat	Coat	Tailor	F
Leather Frock Coat	Coat	Tailor	F
Leather Riding Coat	Coat	Tailor	F
Militia Riding Coat	Coat	Tailor	F
Suede Frock Coat	Coat	Tailor	F
Woolen Frock Coat	Coat	Tailor	F
Plain Patchwork Riding Coat	Coat	Tailor	F
Brown Stripe Coat	Coat	Tailor	M
Bouncer's Jacket	Coat	Tailor	M

Checker Coat	Coat	Tailor	M
Darkheart Long Coat	Coat	Tailor	M
Dingy Long Coat	Coat	Tailor	M
Embroidered Long Coat	Coat	Tailor	M
Evening Jacket	Coat	Tailor	M
Forest Long Coat	Coat	Tailor	M
Leathercraft Long Coat	Coat	Tailor	M
Matey's Jacket	Coat	Tailor	M
Merchant Long Coat	Coat	Tailor	M
Money Jacket	Coat	Tailor	M
Shipwright Jacket	Coat	Tailor	M
Swabby's Jacket	Coat	Tailor	M
Tourist Long Coat	Coat	Tailor	M
Trader Long Coat	Coat	Tailor	M
Weathered Long Coat	Coat	Tailor	M
Whaling Jacket	Coat	Tailor	M
Woolen Long Coat	Coat	Tailor	M
Plain Cotton Jacket	Coat	Tailor	M
Burlap Blouse	Shirt	Tailor	F
Boarding Blouse	Shirt	Tailor	F
Dark Cloud Blouse	Shirt	Tailor	F
Dark Water Blouse	Shirt	Tailor	F
Day Dream Blouse	Shirt	Tailor	F
Dingy Blouse	Shirt	Tailor	F
Dingy Puff Blouse	Shirt	Tailor	F
Dingy Top	Shirt	Tailor	F
Flapped Puff Blouse	Shirt	Tailor	F
Frilly Blouse	Shirt	Tailor	F
Garden Blouse	Shirt	Tailor	F
High Seas Blouse	Shirt	Tailor	F
Morning Blouse	Shirt	Tailor	F

Musketeer Blouse	Shirt	Tailor	F
Opera Blouse	Shirt	Tailor	F
Panel Top	Shirt	Tailor	F
Riding Blouse	Shirt	Tailor	F
Rough Water Blouse	Shirt	Tailor	F
Skull Broach Top	Shirt	Tailor	F
Tailored Puffy Shirt	Shirt	Tailor	F
Teacher's Blouse	Shirt	Tailor	F
Trimmed Blouse	Shirt	Tailor	F
Woodland Top	Shirt	Tailor	F
Plain Cotton Blouse	Shirt	Tailor	F
Plain Cotton Puff Blouse	Shirt	Tailor	F
Plain Cotton Top	Shirt	Tailor	F
Plain Fine Puffy Shirt	Shirt	Tailor	F
Plain Ruffle Shirt	Shirt	Tailor	F
Plain Stitched Blouse	Shirt	Tailor	F
Plain Swashbuckler Top	Shirt	Tailor	F
Crew Tank	Shirt	Tailor	M
Flap Long Sleeve	Shirt	Tailor	M
Layered Shirts	Shirt	Tailor	M
Linen Open Long Sleeve	Shirt	Tailor	M
Paneled Shirt	Shirt	Tailor	M
Pub Shirt	Shirt	Tailor	M
Reinforced Puffy Shirt	Shirt	Tailor	M
Suspender Tank	Shirt	Tailor	M
Swabbie Shirt	Shirt	Tailor	M
Trimmed Tank	Shirt	Tailor	M
Plain Cotton Long Sleeve	Shirt	Tailor	M
Plain Cotton Puffy Shirt	Shirt	Tailor	M
Plain Cotton Tank	Shirt	Tailor	M

Plain Hooked Tank	Shirt	Tailor	M
Plain Laced Puffy Shirt	Shirt	Tailor	M
Plain Linen Long Sleeve	Shirt	Tailor	M
Plain Linen Puffy Shirt	Shirt	Tailor	M
Plain Linen Short Sleeve	Shirt	Tailor	M
Plain Old Tank	Shirt	Tailor	M
Plain Open Linen Shirt	Shirt	Tailor	M
Plain Reinforced Tank	Shirt	Tailor	M
Plain Seamed Tank	Shirt	Tailor	M
Plain Striped Tank	Shirt	Tailor	M
Candybox Skirt	Pants	Tailor	F
Denim Skirt	Pants	Tailor	F
Hand me down Skirt	Pants	Tailor	F
Layered Skirt	Pants	Tailor	F
Woodland Skirt	Pants	Tailor	F
Candystripe Capris	Pants	Tailor	F
Casual Capris	Pants	Tailor	F
Court Capris	Pants	Tailor	F
Improvised Capris	Pants	Tailor	F
Misfitted Capris	Pants	Tailor	F
Patchwork Capris	Pants	Tailor	F
Patty's Capris	Pants	Tailor	F
Pin Capris	Pants	Tailor	F
Red Velvet Capris	Pants	Tailor	F
Runner's Capris	Pants	Tailor	F
Sidestripe Capris	Pants	Tailor	F
Tailored Capris	Pants	Tailor	F
Forest Shorts	Pants	Tailor	F
Patchwork Shorts	Pants	Tailor	F
Sidelace Shorts	Pants	Tailor	F
Tie Shorts	Pants	Tailor	F

Plain Linen Shorts	Pants	Tailor	F
Plain Linen Skirt	Pants	Tailor	F
Plain Silk Skirt	Pants	Tailor	F
Plain Potato Sack Skirt	Pants	Tailor	F
44 Dubloon Breeches	Pants	Tailor	M
Arabian Trousers	Pants	Tailor	M
Buttoned Breeches	Pants	Tailor	M
Celtic Trousers	Pants	Tailor	M
Denim Highwaters	Pants	Tailor	M
Denim Skullsnap Trousers	Pants	Tailor	M
Denim Trousers	Pants	Tailor	M
Faded Skullsnap Trousers	Pants	Tailor	M
Kaki Skullsnap Trousers	Pants	Tailor	M
Leather Highwaters	Pants	Tailor	M
Potato Sack Trousers	Pants	Tailor	M
Sail Trousers	Pants	Tailor	M
Smithy Trousers	Pants	Tailor	M
Stowaway Trousers	Pants	Tailor	M
Swab the Deck Trousers	Pants	Tailor	M
Plain Cotton Highwaters	Pants	Tailor	M
Plain Cotton Trousers	Pants	Tailor	M
Plain Linen Trousers	Pants	Tailor	M
Plain Linen Highwaters	Pants	Tailor	M
Buckle Short Boots	Shoes	Tailor	F
Castle Boots	Shoes	Tailor	F
Celtic Tall Boots	Shoes	Tailor	F
Clopper Ankle Boots	Shoes	Tailor	F




Deck Slapper Boots	Shoes	Tailor	F
Deer Skin Ankle Boots	Shoes	Tailor	F
Deer Skin Tall Boots	Shoes	Tailor	F
Fencer's Boots	Shoes	Tailor	F
Forest Knee Boots	Shoes	Tailor	F
Gangplank Boots	Shoes	Tailor	F
Hard Knee Boots	Shoes	Tailor	F
Leather Ankle Boots	Shoes	Tailor	F
Leather Knee Boots	Shoes	Tailor	F
Plank Walker boots	Shoes	Tailor	F
Rampart Boots	Shoes	Tailor	F
Rich Knee Boots	Shoes	Tailor	F
Sidewalk Boots	Shoes	Tailor	F
Stitched Knee Boots	Shoes	Tailor	F
Stroll Boots	Shoes	Tailor	F
Suede Tall Boots	Shoes	Tailor	F
Bucket Boots	Shoes	Tailor	M
Buckle Boots	Shoes	Tailor	M
Comfy Boots	Shoes	Tailor	M
Fishing Trophy Boots	Shoes	Tailor	M

Hard Leather	Shoes	Tailor	M
Old Boots	Shoes	Tailor	M
Wallop Boots	Shoes	Tailor	M
Worn in Boots	Shoes	Tailor	M
Band Vest	Vest	Tailor	F
Buttoned Vest	Vest	Tailor	F
City Vest	Vest	Tailor	F
Clover Vest	Vest	Tailor	F
Corseted Vest	Vest	Tailor	F
Countess Vest	Vest	Tailor	F
Country Vest	Vest	Tailor	F
Court Vest	Vest	Tailor	F
Darkness Vest	Vest	Tailor	F
Deck Vest	Vest	Tailor	F
Forest Vest	Vest	Tailor	F
Garden Vest	Vest	Tailor	F
Laced Vest	Vest	Tailor	F
Loose Buttoned Vest	Vest	Tailor	F
Loose Leather Vest	Vest	Tailor	F
Messenger Vest	Vest	Tailor	F
Orchard Vest	Vest	Tailor	F
Petal Vest	Vest	Tailor	F
Embroidered Corset	Vest	Tailor	F
Gas Lamp Corset	Vest	Tailor	F
High Tide Corset	Vest	Tailor	F
Morning Dew Corset	Vest	Tailor	F
Old Grove Corset	Vest	Tailor	F
Rawhide Corset	Vest	Tailor	F

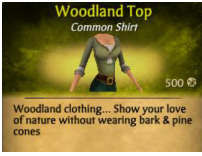
Rose Petal Corset	Vest	Tailor	F
Royal Chest Corset	Vest	Tailor	F
Plain Cotton Vest	Vest	Tailor	F
Plain Cotton Corset	Vest	Tailor	F
Belted Vest	Vest	Tailor	M
Carpenter Vest	Vest	Tailor	M
Hunting Vest	Vest	Tailor	M
Leather Vest	Vest	Tailor	M
Patchwork Vest	Vest	Tailor	M
Woodland Vest	Vest	Tailor	M
Embellished Vest	Vest	Tailor	M
Suit Vest	Vest	Tailor	M
Shop Vest	Vest	Tailor	M
Longshoreman's Vest	Vest	Tailor	M
Night Vest	Vest	Tailor	M
Plain Sack Vest	Vest	Tailor	M

Clothing Quest Rewards

(click on the picture for more information about the outfit)

		
<p>Unlocked at Notoriety lvl 10</p> <p>Pirate Life</p>	<p>Unlocked at Notoriety lvl 15</p> <p>Clothing Fit for a Pirate</p>	<p>Unlocked at Notoriety lvl 20</p> <p>Adoria's Family</p>


Raven's Cove Quest - Clothing Items (Disguise yourself as a Clubheart)

Male				Female			
Thumbnail	Item Name	Location	Price	Thumbnail	Item Name	Location	Price
	44 Dubloon Breeches	Dolores Tailoring Shoppe on Padres Del Fuego	\$1500		Forest Knee Boots	Dolores Tailoring Shoppe on Padres Del Fuego	\$600
	Straw Explorer Hat	True Hounds Tailor on Port Royal	\$400		Candybox Skirt	At seamstress Anne's Shop on Tortuga	\$1500
	Flap Long Sleeve	Isaiah Callecutter's Shop on Tortuga	\$500		Woodland Top	At Truehounds Tailor Shop on Port Royal	\$500

Bonus Items

If you win a bonus of 5,000 gold playing Undead Poker during the **Raven's Cove Story Quest**, you will receive one of these special hats depending on your gender.

Magenta Ostrich Hat and Purple Cavalry Hat can be very hard to obtain to some players!

	
Unlocked at Notoriety 30	Unlocked at Notoriety 30
Magenta Ostrich Hat	Purple Cavalry Hat

[Release Schedule](#)

>>








[Peddler Full List](#)




>>

Peddler Outfit Release Schedule

Date	Monthly Outfit	Holiday Outfit
------	----------------	----------------



<p>January</p>	 <p>Royal Commodore</p>	 <p>New Year's Day</p>
<p>February</p>	 <p>Spanish Adventurer</p>	 <p>Valentine's Day Mardi Gras</p>
<p>March</p>	 <p>Emerald Duelist</p>	 <p>St. Patrick's Day</p>
<p>April</p>	 <p>Town Mayor</p>	
<p>May</p>	 <p>Merchant Voyager</p>	 <p>Mother's Day ("Wildfire" outfit)</p>

<p>June</p>	 <p>French Assassin</p>	 <p>Father's Day ("Prince" outfit)</p>
<p>July</p>	 <p>Snapdragon</p>	
<p>August</p>	 <p>Crimson Captain</p>	
<p>September</p>	 <p>Capt. Black</p>	
<p>October</p>	 <p>Raven's Cove Mercenary</p>	 <p>Garb of the Undead</p>

November	 <p data-bbox="440 449 609 478">The Diplomat</p>	
December	 <p data-bbox="479 804 570 833">Barony</p>	 <p data-bbox="886 812 1071 842">Winter Festival</p>

Special Event Releases

Event	Limited Availability Outfit
<p data-bbox="272 1024 391 1054">January:</p> <p data-bbox="237 1087 427 1117">Friday the 13th</p>	 <p data-bbox="688 1377 1208 1407">Garb of the Undead (missing female coat)</p>
<p data-bbox="293 1442 370 1472">April:</p> <p data-bbox="237 1505 427 1535">Friday the 13th</p>	 <p data-bbox="709 1793 1187 1822">Garb of the Undead (with female coat)</p>

<p>August:</p> <p>Spectral Cutlass Tie-in</p>	 <p>Rogue Privateer</p> <p>Emerald Duelist</p>
<p>October:</p> <p>Special Halloween Line of Gear</p>	 <p>Bounty Hunter / Sea Serpent Undead / Garb of the Undead</p>

Peddler Outfits (Full List):

Thumbnail	Item Name
	<p>Admiral</p>
	<p>Capt. Black</p>



Crimson Captain



Emerald Duelist



French Assassin



French Fencer



Garb of the Undead



Mardi Gras



Merchant Voyager



Peacock



Pilgrim Explorer



Prince



Raven's Cove Mercenary



Rogue Privateer



Royal Commodore



Snapdragon



Spanish Adventurer



Spanish Conquistador



St. Patrick's Day



The Diplomat

	<p>Town Mayor's Outfit</p>
	<p>Treasure Hunter</p>
	<p>Valentine's Day</p>
	<p>Wildfire</p>
	<p>Winter Festival</p>

Loot Clothing



Although enemies will commonly drop simple store clothing, occasionally one will find special items that can only be found in loot. These items are known as Loot Clothing, and can be as hard to find as famed or legendary weapons at times.




Some of these, such as Chill Boots, Pursuit Boots, or Circus Breeches are of a completely different style to any item that can be found in a store. You can't get these in color variations (Although you used to be able to get circus pants in different colors), yet they can look great on the right pirate!

Others are of a simple clothing styles that can be found in stores, but when found in loot may come in brighter and more unique colors. Some of the most sought after loot clothes are items that are dark black. They are mostly crude, but can be common and even rare.




- >> 
- >> 
- >> 
- >> 
- >> 
- >> 
- >> 



Male:

Thumbnail	Item Name
	<p>Bandana</p>
	<p>Cap</p>


 <p>Plain Head Band Crude Hat</p> <p>150</p> <p>Fine Pirate gARRRb!, part of a perfect plundering ensemble</p>	Head Band
 <p>Blue Red Party Hat Common Hat</p> <p>15</p> <p>This is no joke - okay it is because it's a Jester Hat for all you funny Pirates!</p>	Blue Red Party Hat
 <p>Navy Hat Common Hat</p> <p>20</p> <p>Dirty Navy clothes for easy slippage behind enemy lines</p>	Navy Hat

Female:


Thumbnail	Item Name
 <p>Plain Bandana Crude Hat</p> <p>150</p> <p>Fine Pirate gARRRb!, part of a perfect plundering ensemble</p>	Bandana
 <p>Plain Cap Crude Hat</p> <p>150</p> <p>Fine Pirate gARRRb!, part of a perfect plundering ensemble</p>	Cap
 <p>Plain Head Band Crude Hat</p> <p>150</p> <p>Fine Pirate gARRRb!, part of a perfect plundering ensemble</p>	Head Band

 <p>Blue Red Party Hat <i>Common Hat</i></p> <p>15</p> <p>This is no joke – okay it is because it's a Jester Hat for all you funny Pirates!</p>	Blue Red Party Hat
 <p>Navy Hat <i>Common Hat</i></p> <p>20</p> <p>Dirty Navy clothes for easy slippage behind enemy lines</p>	Navy Hat

Male:

Thumbnail	Item Name
 <p>Plain Basic Sash <i>Crude Belt</i></p> <p>150</p> <p>A classic – something every Pirate should have in their clothing stash</p>	Basic Sash

Female:


Thumbnail	Item Name
 <p>Plain Buckle Sash <i>Crude Belt</i></p> <p>150</p> <p>Fine Pirate gARRRRB!, part of a perfect plundering ensemble</p>	Buckle Sash

Male:



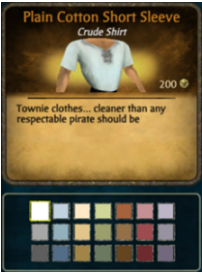
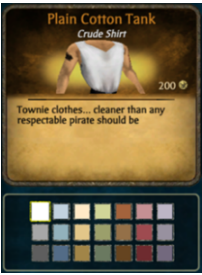
Thumbnail	Item Name
 <p>Plain Cotton Jacket <i>Common Coat</i></p> <p>600</p> <p>Townie clothes... cleaner than any respectable pirate should be</p>	Cotton Jacket












Female:











Thumbnail	Item Name
-----------	-----------





 <p>Plain Patchwork Riding Coat <i>Common Coat</i></p> <p>1000</p> <p>Stitched together from leftovers of hand-me-downs</p>	Patchwork Riding Coat
---	-----------------------

Male:



Thumbnail	Item Name
 <p>Plain Cotton Long Sleeve <i>Common Shirt</i></p> <p>500</p> <p>Townie clothes... cleaner than any respectable pirate should be</p>	Cotton Long Sleeve
 <p>Plain Cotton Puffy Shirt <i>Crude Shirt</i></p> <p>200</p> <p>Puffy sleeves are always a good choice for a swashbuckler</p>	Cotton Puffy Shirt
 <p>Plain Cotton Short Sleeve <i>Crude Shirt</i></p> <p>200</p> <p>Townie clothes... cleaner than any respectable pirate should be</p>	Cotton Short Sleeve
 <p>Plain Cotton Tank <i>Crude Shirt</i></p> <p>200</p> <p>Townie clothes... cleaner than any respectable pirate should be</p>	Cotton Tank







 <p>Plain Hooked Tank Crude Shirt</p> <p>200</p> <p>Fine Pirate gARRRRh, part of a perfect plundering ensemble</p> 	<p>Hooked Tank</p>
 <p>Plain Laced Puffy Shirt Common Shirt</p> <p>500</p> <p>Puffy sleeves are always a good choice for a swashbuckler</p> 	<p>Laced Puffy Shirt</p>
 <p>Plain Linen Long Sleeve Common Shirt</p> <p>500</p> <p>Townie clothes... cleaner than any respectable pirate should be</p> 	<p>Linen Long Sleeve</p>
 <p>Plain Linen Puffy Shirt Crude Shirt</p> <p>200</p> <p>Puffy sleeves are always a good choice for a swashbuckler</p> 	<p>Linen Puffy Shirt</p>
 <p>Plain Linen Short Sleeve Crude Shirt</p> <p>200</p> <p>Townie clothes... cleaner than any respectable pirate should be</p> 	<p>Linen Short Sleeve</p>
 <p>Long Treasure Shirt Common Shirt</p> <p>25</p> <p>Mirror, mirror on the wall, who's the coolest pirate of all? Do you think he wants his shirt back?</p>	<p>Long Treasure Shirt</p>




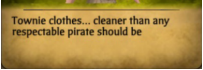
 <p>Plain Old Tank <i>Crude Shirt</i></p> <p>200</p> <p>Fine Pirate gARRRb!, part of a perfect plundering ensemble</p> 	<p>Old Tank</p>
 <p>Plain Open Cotton Shirt <i>Crude Shirt</i></p> <p>200</p> <p>Townie clothes... cleaner than any respectable pirate should be</p> 	<p>Open Cotton Shirt</p>
 <p>Open Fleet Shirt <i>Common Shirt</i></p> <p>25</p> <p>Clothes for the few, the proud, the presumed guilty</p>	<p>Open Fleet Shirt</p>
 <p>Open Laced Shirt <i>Common Shirt</i></p> <p>25</p> <p>Fine Pirate gARRRb!, part of a perfect plundering ensemble</p>	<p>Open Laced Shirt</p>
 <p>Plain Open Linen Shirt <i>Crude Shirt</i></p> <p>200</p> <p>Townie clothes... cleaner than any respectable pirate should be</p> 	<p>Open Linen Shirt</p>
 <p>Open Treasure Shirt <i>Common Shirt</i></p> <p>25</p> <p>Fine Pirate gARRRb!, part of a perfect plundering ensemble</p>	<p>Open Treasure Shirt</p>
 <p>Open Treasure Long Sleeve <i>Common Shirt</i></p> <p>10</p> <p>Fine Pirate gARRRb!, part of a perfect plundering ensemble</p>	<p>Open Treasure Long Sleeve</p>

 <p>Plain Reinforced Tank <i>Crude Shirt</i></p> <p>200</p> <p>This shirt is perfect to show off those bulky guns of yours, ey?</p>	Reinforced Tank
 <p>Plain Seamed Tank <i>Crude Shirt</i></p> <p>200</p> <p>Fine Pirate gARRRbl, part of a perfect plundering ensemble</p>	Seamed Tank
 <p>Plain Striped Tank <i>Crude Shirt</i></p> <p>200</p> <p>Red is the ideal color for a fighting Pirate - helps cover the blood stains</p>	Striped Tank
 <p>Treasure Short Sleeve <i>Common Shirt</i></p> <p>25</p> <p>Fine Pirate gARRRbl, part of a perfect plundering ensemble</p>	Treasure Short Sleeve









Female:



Thumbnail	Item Name
 <p>Plain Cotton Blouse <i>Common Shirt</i></p> <p>200</p> <p>Townie clothes... cleaner than any respectable pirate should be</p>	Cotton Blouse
 <p>Plain Cotton Puff Blouse <i>Crude Shirt</i></p> <p>200</p> <p>Townie clothes... cleaner than any respectable pirate should be</p>	Cotton Puff Blouse

 <p>Plain Cotton Top <i>Crude Shirt</i></p> <p>Townie clothes... cleaner than any respectable pirate should be</p> <p>200</p>	<p>Cotton Top</p>
 <p>Court Blouse <i>Rare Shirt</i></p> <p>Fancy Frilly Finery for Frivolous Festivities</p> <p>60</p>	<p>Court Blouse</p>
 <p>Plain Fine Puffy Shirt <i>Common Shirt</i></p> <p>Fine Pirate gARRRb!, part of a perfect plundering ensemble</p> <p>500</p>	<p>Fine Puffy Shirt</p>
 <p>Fleur Blouse <i>Common Shirt</i></p> <p>Fine Pirate gARRRb!, part of a perfect plundering ensemble</p> <p>10</p>	<p>Fleur Blouse</p>
 <p>Plain Ruffle Shirt <i>Crude Shirt</i></p> <p>Fine Pirate gARRRb!, part of a perfect plundering ensemble</p> <p>500</p>	<p>Ruffle Shirt</p>
 <p>Plain Stitched Blouse <i>Crude Shirt</i></p> <p>Fine Pirate gARRRb!, part of a perfect plundering ensemble</p> <p>200</p>	<p>Stitched Blouse</p>





 <p>Plain Swashbuckler Top <i>Common Shirt</i></p> <p>500</p> <p>Puffy sleeves are always a good choice for a swashbuckler</p> 	Swashbuckler Top
 <p>Tavern Blouse <i>Common Shirt</i></p> <p>25</p> <p>Townie clothes... cleaner than any respectable pirate should be</p> 	Tavern Blouse

Male:

Thumbnail	Item Name
 <p>Plain Cotton Highwaters <i>Crude Pants</i></p> <p>300</p> <p>Townie clothes... cleaner than any respectable pirate should be</p> 	Cotton Highwaters
 <p>Plain Cotton Trousers <i>Crude Pants</i></p> <p>700</p> <p>Townie clothes... cleaner than any respectable pirate should be</p> 	Cotton Trousers
 <p>Plain Linen Highwaters <i>Crude Pants</i></p> <p>300</p> <p>Townie clothes... cleaner than any respectable pirate should be</p> 	Linen Highwaters
 <p>Plain Linen Trousers <i>Common Pants</i></p> <p>700</p> <p>Townie clothes... cleaner than any respectable pirate should be</p> 	Linen Trousers

 <p>Zombie Trousers <i>Common Pants</i> 35</p> <p>Lovingly borrowed, Never returned</p>	Zombie Trousers
 <p>Circus Breeches <i>Common Pants</i> 35</p> <p>Show yer best backside running away from powerful enemies</p>	Circus Breeches


Female:

Thumbnail	Item Name
 <p>Plain Linen Shorts <i>Crude Pants</i> 300</p> <p>Townie clothes... cleaner than any respectable pirate should be</p>	Linen Shorts
 <p>Plain Linen Skirt <i>Crude Pants</i> 700</p> <p>Townie clothes... cleaner than any respectable pirate should be</p>	Linen Skirt
 <p>Plain Potato Sack Skirt <i>Crude Pants</i> 300</p> <p>Landubber Wear: 50% Lub, 50% Ber</p>	Potato Sack Skirt
 <p>Plain Silk Skirt <i>Common Pants</i> 700</p> <p>Fancy Frilly Finery for Frivolous Festivittes</p>	Silk Skirt




 <p>Zombie Shorts Common Pants 35</p> <p>Lovingly borrowed, Never returned</p>	Zombie Shorts
--	---------------

Male:


Female:


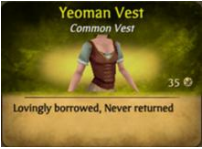
Thumbnail	Item Name
 <p>Chill Boots Rare Shoes 90</p> <p>Fancy Frilly Finery for Frivolous Festivities</p>	Chill Boots

Male:

Thumbnail	Item Name
 <p>Plain Sack Vest Common Vest 700</p> <p>Landubber Wear: 50% Lub, 50% Ber</p>	Sack Vest
 <p>Plain Silk Vest Common Vest 35</p> <p>Townie clothes... cleaner than any respectable pirate should be</p>	Silk Vest
 <p>Dressy Vest Common Vest 35</p> <p>Fancy Frilly Finery for Frivolous Festivities</p>	Dressy Vest

Female:

Thumbnail	Item Name
 <p>Plain Cotton Corset Rare Vest 1500</p> <p>Townie clothes... cleaner than any respectable pirate should be</p>	Cotton Corset





 <p>Plain Cotton Vest Crude Vest 300</p> <p>Townie clothes... cleaner than any respectable pirate should be</p>	Cotton Vest
 <p>Yeoman Vest Common Vest 35</p> <p>Lovingly borrowed, Never returned</p>	Yeoman Vest






PvP Infamy Rewards:

In order to get these clothes you must work hard at getting your Infamy ranks up. Visit a PvP Infamy Rewards merchant to see the specific levels. You can NOT preview these items until you are a high enough Infamy rank. Just work harder to increase your rank!

For some of these clothing pieces, it can be very difficult to get to the appropriate ranks you need to unlock them. You can find these merchants on Isla De La Avaricia, Ile d'Etable de Porc, and Devil's Anvil.

(click below for more detailed information)

Thumbnail	Item Name
 <p>Keelhaul Long Coat Rare Coat 75</p> <p>Clothes for the few, the proud, the presumed guilty</p>	Keelhaul Long Coat
 <p>Gold Fad Frock Coat Rare Coat 75</p> <p>Clothes for the few, the proud, the presumed guilty</p>	Gold Fad Frock Coat
 <p>Black Explorer Hat Common Hat 50</p> <p>A sensible hat for all weather wear - plus, it keeps your head from sunburns</p>	Black Explorer Hat
 <p>Black Gaucho Common Hat 50</p> <p>A sensible hat for all weather wear - plus, it keeps your head from sunburns</p>	Black Gaucho

	Bronze Cabaset
Thumbnail	Item Name
	French Tricorne
	Spanish Ostrich Hat
	Steel Cabaset
	Steel Conquistador

Tailor Clothing:

(Items available for purchase from a tailor may also be found in loot drops.)

>>

Hats

>>

Belts

>>

Coats

>>

Shirts

>>

Pants

>>



>>



Male:



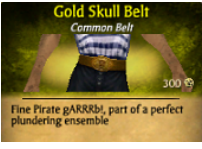

Thumbnail	Item Name
	Admiral Hat
	Blue Band
	Blue Bandana
	High Wing Hat
	Rough Tricorne
	Straw Explorer Hat

Female:



Thumbnail	Item Name
	Brown Cavalry Hat





 <p>Dinghy Hat Common Hat 600</p> <p>Fine Pirate gARRRb!, part of a perfect plundering ensemble</p>	Dinghy Hat
 <p>Straw Explorer Hat Common Hat 400</p> <p>Landlubber Wear: 50% Lub, 50% Ber</p>	Straw Explorer Hat

Male:


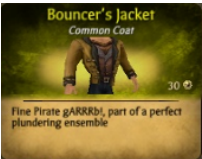

Thumbnail	Item Name
 <p>Box Belt Crude Belt 300</p> <p>A classic - something every Pirate should have in their clothing stash</p>	Box Belt
 <p>Buckled Sash Common Belt 300</p> <p>Fine Pirate gARRRb!, part of a perfect plundering ensemble</p>	Buckled Sash
 <p>Gold Skull Belt Common Belt 300</p> <p>Fine Pirate gARRRb!, part of a perfect plundering ensemble</p>	Gold Skull Belt
 <p>Jolly Bones Belt Common Belt 300</p> <p>Fine Pirate gARRRb!, part of a perfect plundering ensemble</p>	Jolly Bones Belt










Female:


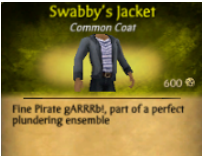





Thumbnail	Item Name
 <p>Gold Box Belt Common Belt 300</p> <p>Fine Pirate gARRRb!, part of a perfect plundering ensemble</p>	Gold Box Belt
 <p>Gold Buckle Sash Common Belt 300</p> <p>Fine Pirate gARRRb!, part of a perfect plundering ensemble</p>	Gold Buckle Sash

 <p>Laced Belt <i>Common Belt</i></p> <p>300</p> <p>Fine Pirate gARRRbb! part of a perfect plundering ensemble</p>	Laced Belt
 <p>Patterned Sash <i>Common Belt</i></p> <p>300</p> <p>Fancy Frilly Finery for Frivolous Festivities</p>	Patterned Sash
 <p>Side Belt <i>Crude Belt</i></p> <p>150</p> <p>Fine Pirate gARRRbb! part of a perfect plundering ensemble</p>	Side Belt
 <p>Tassles Sash <i>Common Belt</i></p> <p>300</p> <p>Fine Pirate gARRRbb! part of a perfect plundering ensemble</p>	Tassles Sash
 <p>Woodland Belt <i>Common Belt</i></p> <p>350</p> <p>Woodland clothing... Show your love of nature without wearing bark & pine cones</p>	Woodland Belt



Male:

Thumbnail	Item Name
 <p>Brown Stripe Coat <i>Common Coat</i></p> <p>30</p> <p>Fine Pirate gARRRbb! part of a perfect plundering ensemble</p>	Brown Stripe Coat
 <p>Bouncer's Jacket <i>Common Coat</i></p> <p>30</p> <p>Fine Pirate gARRRbb! part of a perfect plundering ensemble</p>	Bouncer's Jacket
 <p>Checker Coat <i>Common Coat</i></p> <p>30</p> <p>Fine Pirate gARRRbb! part of a perfect plundering ensemble</p>	Checker Coat

 <p>Darkheart Long Coat <i>Rare Coat</i></p> <p>150</p> <p>So "stylish" this will make other pirates shoot grog out their nose then challenge you to PvP</p>	Darkheart Long Coat
 <p>Dingy Long Coat <i>Common Coat</i></p> <p>1000</p> <p>Fine Pirate gARRRb!, part of a perfect plundering ensemble</p>	Dingy Long Coat
 <p>Embroidered Long Coat <i>Common Coat</i></p> <p>1000</p> <p>Show yer best backside running away from powerful enemies</p>	Embroidered Long Coat
 <p>Evening Jacket <i>Rare Coat</i></p> <p>130</p> <p>Expensive and worth every penny - you'll turn all the Undead heads with this piece</p>	Evening Jacket
 <p>Forest Long Coat <i>Common Coat</i></p> <p>1000</p> <p>Woodland clothing... Show your love of nature without wearing bark & pine cones</p>	Forest Long Coat
 <p>Leathercraft Long Coat <i>Common Coat</i></p> <p>1000</p> <p>Fancy Frilly Finery for Frivolous Festivities</p>	Leathercraft Long Coat
 <p>Matey's Jacket <i>Common Coat</i></p> <p>600</p> <p>Fine Pirate gARRRb!, part of a perfect plundering ensemble</p>	Matey's Jacket
 <p>Merchant Long Coat <i>Common Coat</i></p> <p>1000</p> <p>Lovingly borrowed, Never returned</p>	Merchant Long Coat
 <p>Money Jacket <i>Common Coat</i></p> <p>600</p> <p>Fancy Frilly Finery for Frivolous Festivities</p>	Money Jacket



 <p>Shipwright Jacket Common Coat 600</p> <p>Lovingly borrowed, Never returned</p>	Shipwright Jacket
 <p>Swabby's Jacket Common Coat 600</p> <p>Fine Pirate gARRRb!, part of a perfect plundering ensemble</p>	Swabby's Jacket
 <p>Tourist Long Coat Common Coat 1000</p> <p>Fancy Frilly Finery for Frivolous Festivities</p>	Tourist Long Coat
 <p>Trader Long Coat Common Coat 1000</p> <p>Lovingly borrowed, Never returned</p>	Trader Long Coat
 <p>Weathered Long Coat Common Coat 1000</p> <p>Fine Pirate gARRRb!, part of a perfect plundering ensemble</p>	Weathered Long Coat
 <p>Whaling Jacket Rare Coat 130</p> <p>A classic - something every Pirate should have in their clothing stash</p>	Whaling Jacket
 <p>Woolen Long Coat Common Coat 1000</p> <p>Fine Pirate gARRRb!, part of a perfect plundering ensemble</p>	Woolen Long Coat


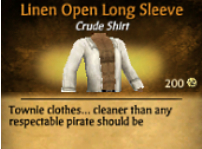






Female:

Thumbnail	Item Name
 <p>Crocodile Frock Coat Common Coat 1000</p> <p>Lovingly borrowed, Never returned</p>	Crocodile Frock Coat
 <p>Gold Thread Riding Coat Common Coat 1000</p> <p>Fancy Frilly Finery for Frivolous Festivities</p>	Gold Thread Riding Coat


 <p>Harbor Frock Coat Common Coat 1000</p> <p>Fine Pirate gARRRb!, part of a perfect plundering ensemble</p>	Harbor Frock Coat
 <p>Highway Coat Common Coat 1000</p> <p>A classic - something every Pirate should have in their clothing stash</p>	Highway Coat
 <p>Leather Frock Coat Common Coat 1000</p> <p>Fine Pirate gARRRb!, part of a perfect plundering ensemble</p>	Leather Frock Coat
 <p>Leather Riding Coat Common Coat 1000</p> <p>Fine Pirate gARRRb!, part of a perfect plundering ensemble</p>	Leather Riding Coat
 <p>Militia Riding Coat Common Coat 1000</p> <p>Landlubber Wear: 50% Lub, 50% Ber</p>	Militia Riding Coat
 <p>Suede Frock Coat Common Coat 1000</p> <p>Fancy Frilly Finery for Frivolous Festivities</p>	Suede Frock Coat
 <p>Woolen Frock Coat Common Coat 1000</p> <p>Towmle clothes... cleaner than any respectable pirate should be</p>	Woolen Frock Coat



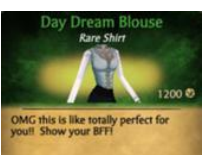



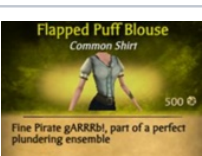
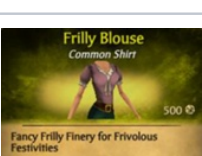
Male:










Thumbnail	Item Name
 <p>Crew Tank Crude Shirt 200</p> <p>Clothes for the few, the proud, the presumed guilty</p>	Crew Tank
 <p>Flap Long Sleeve Common Shirt 500</p> <p>Landlubber Wear: 50% Lub, 50% Ber</p>	Flap Long Sleeve


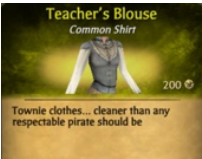


 <p>Layered Shirts <i>Common Shirt</i> 500</p> <p>Townie clothes... cleaner than any respectable pirate should be</p>	Layered Shirts
 <p>Linen Open Long Sleeve <i>Crude Shirt</i> 200</p> <p>Townie clothes... cleaner than any respectable pirate should be</p>	Linen Open Long Sleeve
 <p>Paneled Shirt <i>Common Shirt</i> 500</p> <p>Fine Pirate gARRRbb, part of a perfect plundering ensemble</p>	Paneled Shirt
 <p>Pub Shirt <i>Common Shirt</i> 500</p> <p>Landlubber Wear. 50% Lub, 50% Ber</p>	Pub Shirt
 <p>Reinforced Puffy Shirt <i>Common Shirt</i> 500</p> <p>Puffy sleeves are always a good choice for a swashbuckler</p>	Reinforced Puffy Shirt
 <p>Suspender Tank <i>Common Shirt</i> 25</p> <p>This shirt is perfect to show off those bulky guns of yours, ey?</p>	Suspender Tank
 <p>Swabbie Shirt <i>Common Shirt</i> 25</p> <p>Show yer best backside running away from powerful enemies</p>	Swabbie Shirt
 <p>Trimmed Tank <i>Crude Shirt</i> 10</p> <p>Fine Pirate gARRRbb, part of a perfect plundering ensemble</p>	Trimmed Tank

Female:



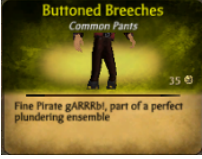


Thumbnail	Item Name
 <p>Burlap Blouse <i>Crude Shirt</i> 200</p> <p>A classic - something every Pirate should have in their clothing stash</p>	Burlap Blouse





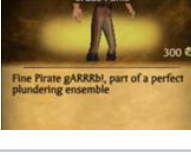


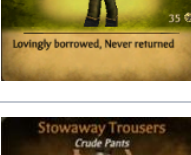
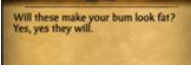
 <p>Boarding Blouse <i>Common Shirt</i> 200</p> <p>Mirror, mirror on the wall, who's the coolest pirate of all? Do you think she wants her shirt back?</p>	Boarding Blouse
 <p>Dark Cloud Blouse <i>Common Shirt</i> 200</p> <p>Puffy sleeves are always a good choice for a swashbuckler</p>	Dark Cloud Blouse
 <p>Dark Water Blouse <i>Common Shirt</i> 200</p> <p>Puffy sleeves are always a good choice for a swashbuckler</p>	Dark Water Blouse
 <p>Day Dream Blouse <i>Rare Shirt</i> 1200</p> <p>OMG this is like totally perfect for you!! Show your BFF!</p>	Day Dream Blouse
 <p>Dingy Blouse <i>Crude Shirt</i> 200</p> <p>A classic - something every Pirate should have in their clothing stash</p>	Dingy Blouse
 <p>Dingy Puff Blouse <i>Crude Shirt</i> 200</p> <p>Fine Pirate gARRRR!, part of a perfect plundering ensemble</p>	Dingy Puff Blouse
 <p>Dingy Top <i>Crude Shirt</i> 200</p> <p>Fine Pirate gARRRR!, part of a perfect plundering ensemble</p>	Dingy Top
 <p>Flapped Puff Blouse <i>Common Shirt</i> 500</p> <p>Fine Pirate gARRRR!, part of a perfect plundering ensemble</p>	Flapped Puff Blouse
 <p>Frisly Blouse <i>Common Shirt</i> 500</p> <p>Fancy Frilly Finery for Frivolous Festivities</p>	Frisly Blouse

	Garden Blouse
	High Seas Blouse
	Morning Blouse
	Musketeer Blouse
	Opera Blouse
	Panel Top
	Riding Blouse
	Rough Water Blouse
	Skull Broach Top

 <p>Tailored Puffy Shirt <i>Common Shirt</i> 500</p> <p>Fine Pirate gARRRb!, part of a perfect plundering ensemble</p>	Tailored Puffy Shirt
 <p>Teacher's Blouse <i>Common Shirt</i> 200</p> <p>Townie clothes... cleaner than any respectable pirate should be</p>	Teacher's Blouse
 <p>Trimmed Blouse <i>Common Shirt</i> 500</p> <p>Fine Pirate gARRRb!, part of a perfect plundering ensemble</p>	Trimmed Blouse
 <p>Woodland Top <i>Common Shirt</i> 500</p> <p>Woodland clothing... Show your love of nature without wearing bark & pine cones</p>	Woodland Top

Male:


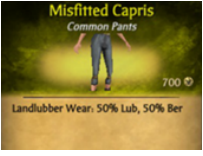




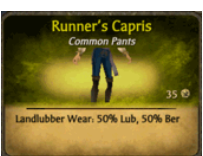


Thumbnail	Item Name
 <p>44 Dubloon Breeches <i>Rare Pants</i> 75</p> <p>Fancy Frilly Finery for Frivolous Festivities</p>	44 Dubloon Breeches
 <p>Arabian Trousers <i>Common Pants</i> 35</p> <p>Fancy Frilly Finery for Frivolous Festivities</p>	Arabian Trousers
 <p>Buttoned Breeches <i>Common Pants</i> 35</p> <p>Fine Pirate gARRRb!, part of a perfect plundering ensemble</p>	Buttoned Breeches
 <p>Celtic Trousers <i>Common Pants</i> 700</p> <p>Fine Pirate gARRRb!, part of a perfect plundering ensemble</p>	Celtic Trousers
 <p>Denim Highwaters <i>Crude Pants</i> 300</p> <p>What all the best dressed Pirates are wearing to walk the plank</p>	Denim Highwaters





 <p>Denim Skullsnap Trousers Common Pants 35</p> <p>Townie clothes... cleaner than any respectable pirate should be</p>	Denim Skullsnap Trousers
 <p>Denim Trousers Common Pants 700</p> <p>Townie clothes... cleaner than any respectable pirate should be</p>	Denim Trousers
 <p>Faded Skullsnap Trousers Common Pants 700</p> <p>Landlubber Wear. 50% Lub, 50% Ber</p>	Faded Skullsnap Trousers
 <p>Kaki Skullsnap Trousers Common Pants 700</p> <p>Fine Pirate gARRRR! part of a perfect plundering ensemble</p>	Kaki Skullsnap Trousers
 <p>Leather Highwaters Crude Pants 300</p> <p>Fine Pirate gARRRR! part of a perfect plundering ensemble</p>	Leather Highwaters
 <p>Potato Sack Trousers Crude Pants 300</p> <p>Fine Pirate gARRRR! part of a perfect plundering ensemble</p>	Potato Sack Trousers
 <p>Sail Trousers Crude Pants 300</p> <p>Will these make your bum look fat? Yes, yes they will.</p>	Sail Trousers
 <p>Smithy Trousers Common Pants 35</p> <p>Lovingly borrowed, Never returned</p>	Smithy Trousers
 <p>Stowaway Trousers Crude Pants 300</p> <p>Will these make your bum look fat? Yes, yes they will.</p>	Stowaway Trousers

	Swab the Deck Trousers
--	------------------------






Female:

Thumbnail	Item Name
	Candybox Skirt
	Denim Skirt
	Hand me down Skirt
	Layered Skirt
	Woodland Skirt
	Candystripe Capris
	Casual Capris
	Court Capris

	Improvised Capris
	Misfitted Capris
	Patchwork Capris
	Patty's Capris
	Pin Capris
	Red Velvet Capris
	Runner's Capris
	Sidestripe Capris
	Tailored Capris



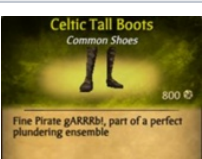


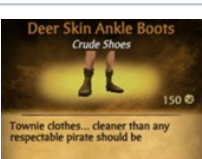
 <p>Forest Shorts <i>Common Pants</i> 700</p> <p>Woodland clothing... Show your love of nature without wearing bark & pine cones</p>	Forest Shorts
 <p>Patchwork Shorts <i>Crude Pants</i> 700</p> <p>Stitched together from leftovers of hand-me-downs</p>	Patchwork Shorts
 <p>Sidelace Shorts <i>Common Pants</i> 700</p> <p>Fancy Frilly Finery for Frivolous Festivities</p>	Sidelace Shorts
 <p>Tie Shorts <i>Common Pants</i> 700</p> <p>Fine Pirate gARRRb!, part of a perfect plundering ensemble</p>	Tie Shorts










Male:






Thumbnail	Item Name
 <p>Bucket Boots <i>Crude Shoes</i> 150</p> <p>Fine Pirate gARRRb!, part of a perfect plundering ensemble</p>	Bucket Boots
 <p>Buckle Boots <i>Crude Shoes</i> 150</p> <p>Fine Pirate gARRRb!, part of a perfect plundering ensemble</p>	Buckle Boots
 <p>Comfy Boots <i>Crude Shoes</i> 150</p> <p>Townie clothes... cleaner than any respectable pirate should be</p>	Comfy Boots
 <p>Fishing Trophy Boots <i>Common Shoes</i> 600</p> <p>Landlubber Wear, 50% Lub, 50% Ber</p>	Fishing Trophy Boots
 <p>Hard Leather <i>Crude Shoes</i> 150</p> <p>Fine Pirate gARRRb!, part of a perfect plundering ensemble</p>	Hard Leather

 <p>Old Boots Crude Shoes 150</p> <p>Fine Pirate gARRRbl, part of a perfect plundering ensemble</p>	Old Boots
 <p>Wallop Boots Crude Shoes 600</p> <p>Fine Pirate gARRRbl, part of a perfect plundering ensemble</p>	Wallop Boots
 <p>Worn in Boots Crude Shoes 150</p> <p>Landlubber Wear: 50% Lub, 50% Ber</p>	Worn in Boots





Female:








Thumbnail	Item Name
 <p>Buckle Short Boots Crude Shoes 150</p> <p>Fine Pirate gARRRbl, part of a perfect plundering ensemble</p>	Buckle Short Boots
 <p>Castle Boots Common Shoes 600</p> <p>Townie clothes... cleaner than any respectable pirate should be</p>	Castle Boots
 <p>Celtic Tall Boots Common Shoes 800</p> <p>Fine Pirate gARRRbl, part of a perfect plundering ensemble</p>	Celtic Tall Boots
 <p>Clopper Ankle Boots Crude Shoes 150</p> <p>Fine Pirate gARRRbl, part of a perfect plundering ensemble</p>	Clopper Ankle Boots
 <p>Deck Slapper Boots Crude Shoes 400</p> <p>Fine Pirate gARRRbl, part of a perfect plundering ensemble</p>	Deck Slapper Boots
 <p>Deer Skin Ankle Boots Crude Shoes 150</p> <p>Townie clothes... cleaner than any respectable pirate should be</p>	Deer Skin Ankle Boots

 <p>Deer Skin Tall Boots Common Shoes 800</p> <p>Landubber Wear. 50% Lub, 50% Ber</p>	Deer Skin Tall Boots
 <p>Fencer's Boots Common Shoes 800</p> <p>Fine Pirate gARRRb!, part of a perfect plundering ensemble</p>	Fencer's Boots
 <p>Forest Knee Boots Common Shoes 600</p> <p>Woodland clothing... Show your love of nature without wearing bark & pine cones</p>	Forest Knee Boots
 <p>Gangplank Boots Common Shoes 600</p> <p>Townie clothes... cleaner than any respectable pirate should be</p>	Gangplank Boots
 <p>Hard Knee Boots Common Shoes 600</p> <p>Fine Pirate gARRRb!, part of a perfect plundering ensemble</p>	Hard Knee Boots
 <p>Leather Ankle Boots Crude Shoes 150</p> <p>Fine Pirate gARRRb!, part of a perfect plundering ensemble</p>	Leather Ankle Boots
 <p>Leather Knee Boots Common Shoes 600</p> <p>Townie clothes... cleaner than any respectable pirate should be</p>	Leather Knee Boots
 <p>Plank Walker Boots Common Shoes 600</p> <p>Fine Pirate gARRRb!, part of a perfect plundering ensemble</p>	Plank Walker Boots
 <p>Rampart Boots Crude Shoes 150</p> <p>Fancy Frilly Finery for Frivolous Festivities</p>	Rampart Boots



 <p>Rich Knee Boots <i>Common Shoes</i></p> <p>600</p> <p>Fine Pirate gARRRRb!, part of a perfect plundering ensemble</p>	Rich Knee Boots
 <p>Sidewalk Boots <i>Crude Shoes</i></p> <p>200</p> <p>Fancy Frilly Finery for Frivolous Festivities</p>	Sidewalk Boots
 <p>Stitched Knee Boots <i>Common Shoes</i></p> <p>600</p> <p>Fine Pirate gARRRRb!, part of a perfect plundering ensemble</p>	Stitched Knee Boots
 <p>Stroll Boots <i>Common Shoes</i></p> <p>600</p> <p>Fine Pirate gARRRRb!, part of a perfect plundering ensemble</p>	Stroll Boots
 <p>Suede Tall Boots <i>Common Shoes</i></p> <p>800</p> <p>Fancy Frilly Finery for Frivolous Festivities</p>	Suede Tall Boots






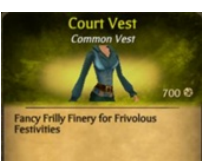
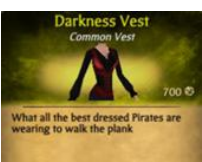
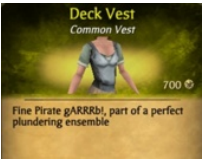

Male:






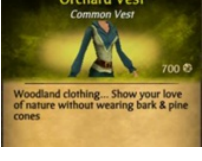



Thumbnails	Item Name
 <p>Belted Vest <i>Crude Vest</i></p> <p>700</p> <p>Townie clothes... cleaner than any respectable pirate should be</p>	Belted Vest
 <p>Carpenter Vest <i>Common Vest</i></p> <p>700</p> <p>Townie clothes... cleaner than any respectable pirate should be</p>	Carpenter Vest
 <p>Hunting Vest <i>Common Vest</i></p> <p>35</p> <p>Vests of any shade or make are good for hiding daggers and other toys</p>	Hunting Vest
 <p>Leather Vest <i>Crude Vest</i></p> <p>300</p> <p>Fine Pirate gARRRRb!, part of a perfect plundering ensemble</p>	Leather Vest

 <p>Patchwork Vest <i>Crude Vest</i> 300</p> <p>Stitched together from leftovers of hand-me-downs</p>	Patchwork Vest
 <p>Woodland Vest <i>Common Vest</i> 700</p> <p>Woodland clothing... Show your love of nature without wearing bark & pine cones</p>	Woodland Vest
 <p>Embellished Vest <i>Common Vest</i> 700</p> <p>So "stylish" this will make other pirates shoot grog out their nose then challenge you to PVP</p>	Embellished Vest
 <p>Suit Vest <i>Common Vest</i> 700</p> <p>Townie clothes... cleaner than any respectable pirate should be</p>	Suit Vest
 <p>Shop Vest <i>Common Vest</i> 700</p> <p>Townie clothes... cleaner than any respectable pirate should be</p>	Shop Vest
 <p>Longshoreman's Vest <i>Common Vest</i> 700</p> <p>Lovingly borrowed, Never returned</p>	Longshoreman's Vest
 <p>Night Vest <i>Common Vest</i> 700</p> <p>Vests of any shade or make are good for hiding daggers and other toys</p>	Night Vest

Female:

Thumbnail	Item Name
 <p>Band Vest <i>Common Vest</i> 700</p> <p>What all the best dressed Pirates are wearing to walk the plank</p>	Band Vest
 <p>Buttoned Vest <i>Crude Vest</i> 300</p> <p>Townie clothes... cleaner than any respectable pirate should be</p>	Buttoned Vest

 <p>City Vest Common Vest 700</p> <p>Townie clothes... cleaner than any respectable pirate should be</p>	City Vest
 <p>Clover Vest Common Vest 700</p> <p>Townie clothes... cleaner than any respectable pirate should be</p>	Clover Vest
 <p>Corseted Vest Common Vest 700</p> <p>Fine Pirate gARRRb!, part of a perfect plundering ensemble</p>	Corseted Vest
 <p>Countess Vest Rare Vest 1500</p> <p>Fancy Frilly Finery for Frivolous Festivities</p>	Countess Vest
 <p>Country Vest Common Vest 700</p> <p>Woodland clothing... Show your love of nature without wearing bark & pine cones</p>	Country Vest
 <p>Court Vest Common Vest 700</p> <p>Fancy Frilly Finery for Frivolous Festivities</p>	Court Vest
 <p>Darkness Vest Common Vest 700</p> <p>What all the best dressed Pirates are wearing to walk the plank</p>	Darkness Vest
 <p>Deck Vest Common Vest 700</p> <p>Fine Pirate gARRRb!, part of a perfect plundering ensemble</p>	Deck Vest
 <p>Forest Vest Common Vest 700</p> <p>Woodland clothing... Show your love of nature without wearing bark & pine cones</p>	Forest Vest

 <p>Garden Vest Common Vest 700</p> <p>Woodland clothing... Show your love of nature without wearing bark & pine cones</p>	Garden Vest
 <p>Laced Vest Common Vest 700</p> <p>Fine Pirate gARRRbi, part of a perfect plundering ensemble</p>	Laced Vest
 <p>Loose Buttoned Vest Crude Vest 300</p> <p>Towrle clothes... cleaner than any respectable pirate should be</p>	Loose Buttoned Vest
 <p>Loose Leather Vest Crude Vest 300</p> <p>Towrle clothes... cleaner than any respectable pirate should be</p>	Loose Leather Vest
 <p>Messenger Vest Common Vest 700</p> <p>Landlubber Wear: 50% Lub, 50% Ber</p>	Messenger Vest
 <p>Orchard Vest Common Vest 700</p> <p>Woodland clothing... Show your love of nature without wearing bark & pine cones</p>	Orchard Vest
 <p>Petal Vest Common Vest 700</p> <p>Fancy Frilly Finery for Frivolous Festivities</p>	Petal Vest
 <p>Embroidered Corset Rare Vest 1500</p> <p>Fancy Frilly Finery for Frivolous Festivities</p>	Embroidered Corset
 <p>Gas Lamp Corset Rare Vest 1500</p> <p>Landlubber Wear: 50% Lub, 50% Ber</p>	Gas Lamp Corset

	High Tide Corset
	Morning Dew Corset
	Old Grove Corset
	Rawhide Corset
	Rose Petal Corset
	Royal Chest Corset
Thumbnail	Item Name
	Loyalty Bandana
	Crossbones Bandana

Special Event Releases

Event	Limited Availability Outfit
--------------	------------------------------------

<p>January: Friday the 13th</p>	 <p>Garb of the Undead (missing female coat)</p>
<p>April: Friday the 13th</p>	 <p>Garb of the Undead (with female coat)</p>
<p>August: Spectral Cutlass Tie-in</p>	 <p>Emerald Duelist</p>
<p>October: Special Halloween Line of Gear</p>	 <p>Bounty Hunter / Sea Serpent Undead / Garb of the Undead</p>

This is a list of active and inactive codes in PotCO.

Code	Reward	Circa	Item ID	Thumbnail	Who Can Redeem	Active
blackhat	Black Buccaneer Hat	07/22/2010 - 08/31/2010	20255		Guests that subscribed to Disney Corp related e-mails	No
darkcutlass	Darkfire Cutlass (reissue)	02/18/2011 - 03/31/2011	84		Basic / UA*	No
darkfire	Darkfire Cutlass	04/30/2011 - 05/31/2011	84		Basic / UA*	No
fizz	Flatulent Fizz Potion Green cloud exits the Pirates' rear	06/07/2010 - 07/15/2010	15034		Basic / UA*	No
gold	500 Gold	Late 2010	N/A			No
gold1000	1000 Gold	Late 2009	N/A			No
golden	500 Gold	02/18/2011 - 03/31/2011	N/A		All	No
haymaker	Haymaker Pistol	05/26/2011 - 09/26/2011	N/A		Basic / UA*	No
jacksbrew	Jack's Brew Potion 5x Notoriety for 1hr of Gameplay	03/16/2011 - 03/31/2011	N/A		Basic / UA*	No
loot	1000 Gold	01/18/2012 -	N/A		All	Yes

scoundrel	Scoundrel Hat Code was given by NPC Rosetta Zimm in game.	08/10 /2011 - 10/10 /2011	N/A		All	No
seafaring	Seafang Blade	09/15 /2010 - 10/25 /2010	1450		Basic / UA*	No
sword	Sword of Triton	04/18 /2011 -	N/A		Basic / UA*	Yes
bounty	2000 Gold	02/06 /2012 -	N/A		All	Yes
Zombie	Zombie Kabab Bayonet	06/22 /2012 -			Basic / UA*	Yes

***Can be redeemed by both Basic and Unlimited Access Members. However, only Unlimited Members can equip/use the item.**

Instructions to Redeem codes in Game:

http://piratesonline.go.com/#/game_info/redeem.html

Loot Clothing

Error rendering macro 'live-template'

Template named 'Composition1' is not accessible.



Unknown macro: 'use-layout'

PotCO - Bandana

Error rendering macro 'live-template'

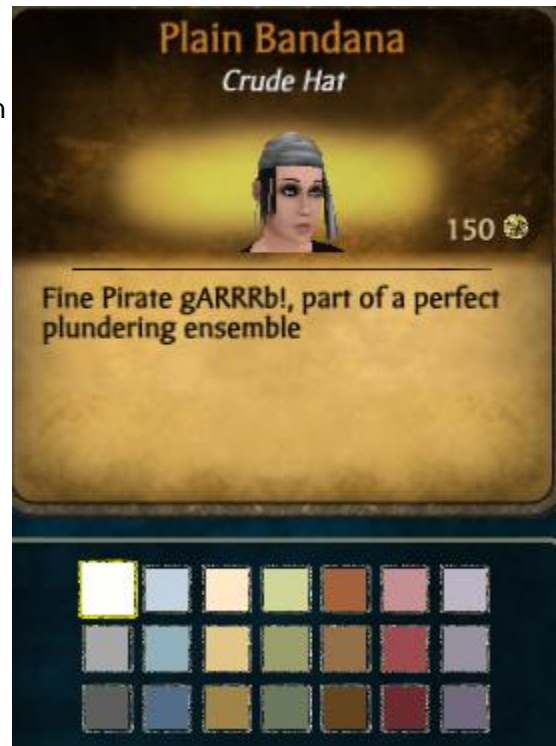
Template named 'Composition1' is not accessible.

Unknown macro: 'use-layout'

Bandana

Bandanas are crude hats for both male and female pirates. They really are nothing more than a piece of cloth tied around or over the head of the wearer to protect it from the harsh Caribbean sun. They can be bought in a variety of colors from select tailors and from a few clothing quests. Unique and usually much brighter colors of this item can only be found in loot drops from enemies.

- Limited colors available in stores on: Port Royal (Truehound's Tailor Shop and Cuba (Pugpratt's Tailoring)).
- Store Price: 150 gold
- Resale Value: 7 gold



PotCO - Basic Sash

Error rendering macro 'live-template'

Template named 'Composition1' is not accessible.

Unknown macro: 'use-layout'

Basic Sash

Basic Sash is a crude men's belt. Though simple, they can be found in a variety of colors from select tailors. Unique and usually much brighter colors can only be found in loot drops.

- Store Price: 150 Gold
- Resale value: 7 Gold
- Cost: Can be found from tailors and in loot



PotCO - Blue Red Party Hat

Error rendering macro 'live-template'

Template named 'Composition1' is not accessible.

Unknown macro: 'use-layout'

Blue Red Party Hat

The **Blue Red Party Hat** is a common easter egg clothing item. It can only be obtained by defeating the seemingly invincible Rage Ghosts.

- **Resale Value:** 15 gold
- **Cost:** N/A (Defeat a Rage Ghost)

Game Note:

- A solid strategy to defeat a Rage Ghost (which only appear at night) is to combine a Freeze attack, either by using Bitter End, Silver Freeze, or the World Eater Blade, then use a strong Blunderbuss with Steel Shot . While the Rage Ghost is momentarily frozen, finish it off with the Blunderbuss.
- Another way to defeat a rage ghost is to stand near Crazy Ned, then quickly shoot the ghost with a powerful gun using steel shot, then before the ghost has time to attack you, quickly press shift to talk to Crazy Ned, then repeat the process of shooting and talking. This will keep the ghost from attacking you for quite some time. Just be quick.
- When you defeat a rage ghost, they will usually drop three to four of the hats.



PotCO - Buckle Sash

Error rendering macro 'live-template'

Template named 'Composition1' is not accessible.

Unknown macro: 'use-layout'

Buckle Sash

Buckle Sashes are crude belts for female pirates that use a single piece of fabric, tightened by a simple buckle, unlike the normal sashes. They can be found in a variety of colors from select tailors. Unique and usually much brighter colors of this item can only be found in loot drops.

- Limited colors available in stores on: Port Royal (Truehound's Tailor Shop)
- Store Price: 150 gold
- Resale Value: 7 gold



PotCO - Cap

Error rendering macro 'live-template'

Template named 'Composition1' is not accessible.

Unknown macro: 'use-layout'

Cap

Cap is a basic hat. It's a simple knit cover to protect one's head from the elements and the sun's rays. They can be found in a wide variety of colors from select Tailors. Unique and usually much brighter colors of this item can only be found in loot drops.

- Store Price: 150 Gold
- Resale Value: 7 Gold



PotCO - Chill Boots

Error rendering macro 'live-template'

Template named 'Composition1' is not accessible.

Unknown macro: 'use-layout'

Chill Boots

Chill Boots are dark blue rare boots with white fur trim. These wintry apparel protect against frostbite in colder climates. They can only be found in loot containers and can also be found by fishing. They do not have any other color variations.

- Resale Value: 90 gold



PotCO - Circus Breeches

Error rendering macro 'live-template'

Template named 'Composition1' is not accessible.

Unknown macro: 'use-layout'

Circus Breeches

Circus Breeches are a pair common black and white striped pair of pants for men. They can only be found in loot drops.

- Resale Value: 35 gold
- Can only be found in loot

Game Note: Before Pirates Online had loot drops, there was an extremely rare occasion that a pirate would defeat an enemy and a brightly colored clothing item would appear in their inventory. Currently there are 2 variants of the color. Among these rare finds were neon blue, green, yellow, or pink Circus Breeches that some pirates still have in their inventory.



PotCO - Cotton Blouse

Error rendering macro 'live-template'

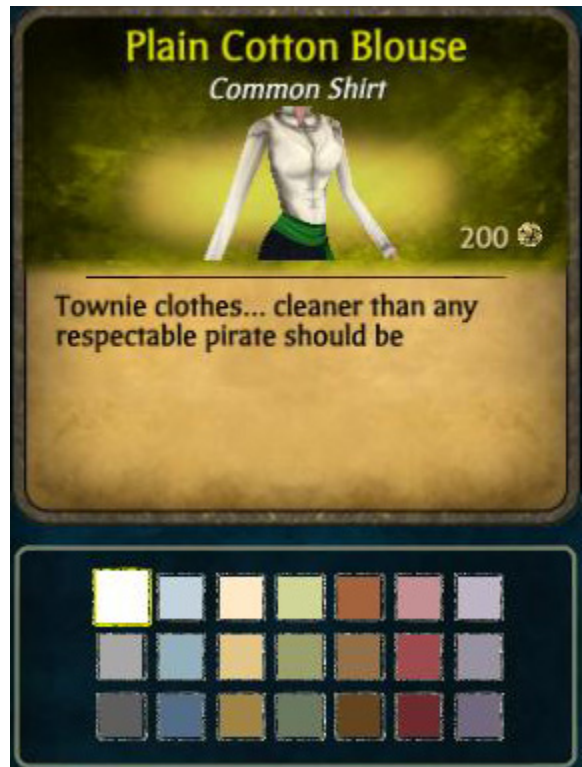
Template named 'Composition1' is not accessible.

Unknown macro: 'use-layout'

Cotton Blouse

The **Cotton Blouse** is a common, but elegant woman's shirt. It can be found in a variety of muted colors from select Tailors. Unique and usually much brighter colors of this blouse can only be found in loot drops.

- Limited colors available in stores on: Cuba (Pugpratt's Tailoring)
- Store Price: 200 Gold
- Resale Value: 10 Gold



PotCO - Cotton Corset

Error rendering macro 'live-template'

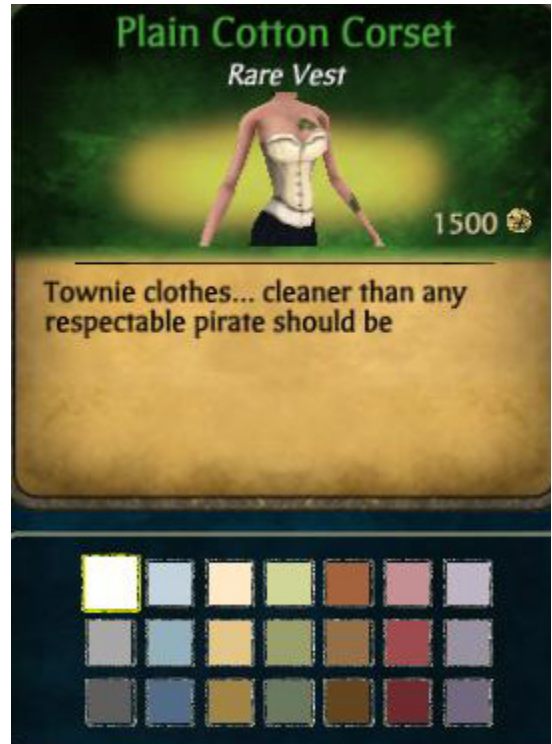
Template named 'Composition1' is not accessible.

Unknown macro: 'use-layout'

Cotton Corset

Cotton Corsets are elegant vests for female pirates, and can only be worn by Unlimited Access members. They can be found in a variety of muted colors from select tailors. Unique and usually much brighter Cotton Corsets can only be found in loot drops. The brighter Cotton Corsets are some of the most desired clothing items in the game for female pirates.

- Limited colors available in stores on: Padres Del Fuego (Dolores Tailoring Shoppe), and Port Royal (Truehound's Tailor Shop)
- Cost: 1,500 Gold
- Resale Value: 75 Gold



PotCO - Cotton Highwaters

Error rendering macro 'live-template'

Template named 'Composition1' is not accessible.

Unknown macro: 'use-layout'

Cotton Highwaters

Cotton Highwaters are a pair of crude Men's pants. They just happen to ride a bit high in the leg ending halfway up the shin. They can be found in a wide variety of colors from select Tailors, and somewhat resemble the trousers that the Navy soldiers wear. Unique and usually much brighter color variations of these highwaters can only be found in loot drops.

- Limited colors available in stores on: Port Royal
- Store Price: 300 gold
- Resale Value: 15 gold



PotCO - Cotton Jacket

Error rendering macro 'live-template'

Template named 'Composition1' is not accessible.

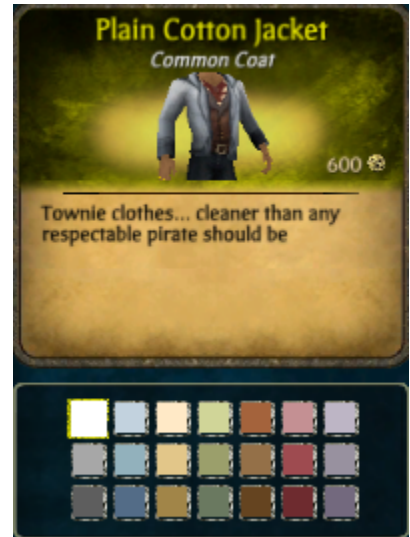


Unknown macro: 'use-layout'

Cotton Jacket

Cotton Jackets are common jackets that can be found in a variety of colors from several select Tailors. They can only be worn by Unlimited Access members. Unique and usually much brighter colors of this item can only be found in loot drops. Brighter colored versions of this jacket are very difficult to find. Its is currently the only male coat that has brighter colors found in loot.

- Limited colors available in stores on: Tortuga, Padres Del Fuego, and Cuba
- Store Price: 600 gold
- Resale Value: 30 gold



PotCO - Cotton Long Sleeve

Error rendering macro 'live-template'

Template named 'Composition1' is not accessible.

Unknown macro: 'use-layout'

Cotton Long Sleeve

Cotton Long Sleeve are common men's shirts. This shirt is made for function and comfort, with a high, laced, collar. They can be found in a wide variety of colors from selected Tailors. Unique and much brighter colors of this shirt can only be found in loot drops.

- Limited colors available in stores on: Port Royal, Padres Del Fuego, and Cuba
- Store Price: 500 gold
- Resale Value: 25 gold



PotCO - Cotton Puff Blouse

Error rendering macro 'live-template'

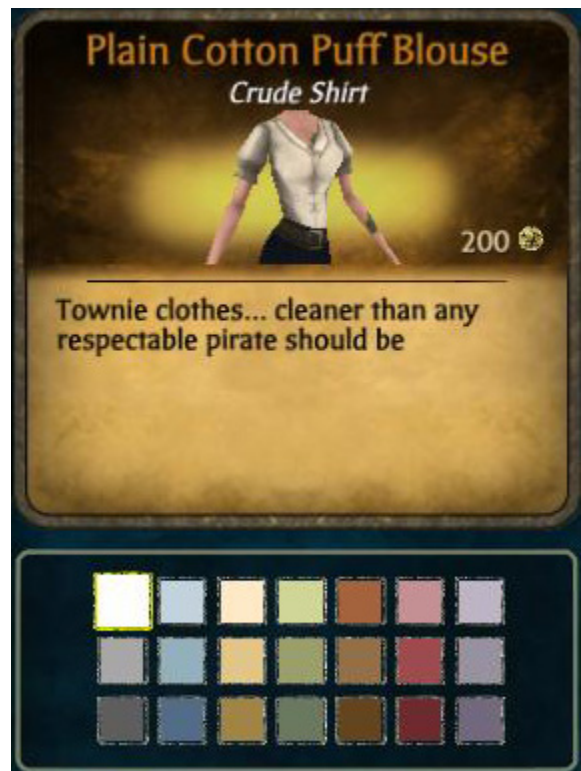
Template named 'Composition1' is not accessible.

Unknown macro: 'use-layout'

Cotton Puff Blouse

Puff Blouses are very simple short-sleeved female shirts. They can be found in a variety of colors from select Tailors. Unique and usually much brighter colors of this blouse can only be found in loot drops.

- Limited colors available in stores on: Port Royal (Truehound's Tailor Shop).
- Store Price: 200 Gold
- Resale Value: 10 Gold.



PotCO - Cotton Puffy Shirt

Error rendering macro 'live-template'

Template named 'Composition1' is not accessible.

Unknown macro: 'use-layout'

Cotton Puffy Shirt

The **Cotton Puffy Shirt** is a crude men's shirt, made for comfort as well for easy movement with large sleeves along with a low collar. They can be found in a wide variety of colors from select Tailors. Unique and usually much brighter colors of this shirt can only be found in loot drops.

- Limited colors available in stores on: Cuba and Port Royal
- Store Price: 200 Gold
- Resale Value: 10 Gold



PotCO - Cotton Short Sleeve

Error rendering macro 'live-template'

Template named 'Composition1' is not accessible.

Unknown macro: 'use-layout'

Cotton Short Sleeve

Cotton Short Sleeves can be found in a wide variety of colors from select Tailors. Unique and usually much brighter colors of this shirt can only be found in loot drops.

- Limited colors available at Truehound's Tailor Shop on Port Royal.
- Store Price: 200 gold
- Resale Value: 10 gold



PotCO - Cotton Tank

Error rendering macro 'live-template'

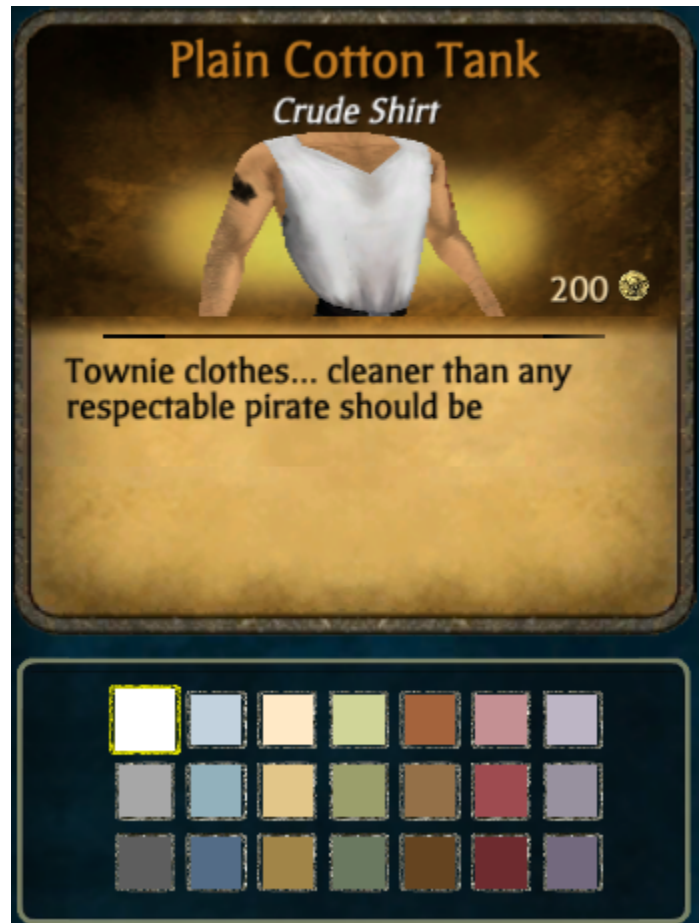
Template named 'Composition1' is not accessible.

Unknown macro: 'use-layout'

Cotton Tank

Cotton Tank is a crude male clothing item, available both in stores and in Loot drops from a defeated enemy. It is a simple design. Brighter colors of this item can be found in loot drops.

- Limited colors available in stores on: Port Royal (Truehound's Tailor Shop)
- Store Price: 200 Gold
- Resale Value: 10 Gold



PotCO - Cotton Top

Error rendering macro 'live-template'

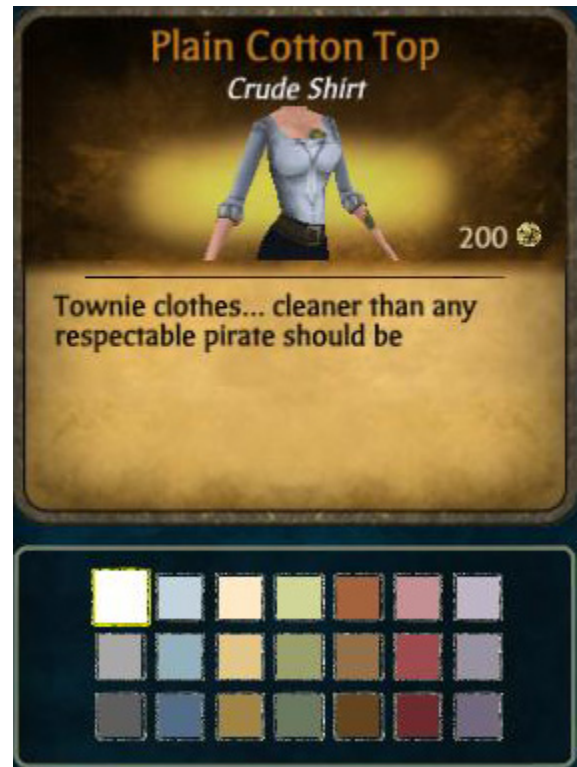
Template named 'Composition1' is not accessible.

Unknown macro: 'use-layout'

Cotton Top

Cotton Tops are practical female shirts for the pirate who is ready to roll up her sleeves and get to plundering. They can be found in a variety of muted colors from select tailors. Unique and usually much brighter colors of this shirt can only be found in loot drops.

- Limited colors available in stores on: Port Royal (Truehound's Tailor Shop)
- Store Price: 200 gold
- Resale Value: 10 gold.



PotCO - Cotton Trousers

Error rendering macro 'live-template'

Template named 'Composition1' is not accessible.

Unknown macro: 'use-layout'

Cotton Trousers

Cotton Trousers are crude Men's Pants. They can be found in a wide variety of colors from select tailors . These type trousers are the most expensive ones for Basic Access pirates. Brighter colors of these trousers can be found solely in loot drops.

- Limited colors available in stores on: Port Royal
- Store Price: 700 gold
- Resale Value: 35 gold



PotCO - Cotton Vest

Error rendering macro 'live-template'

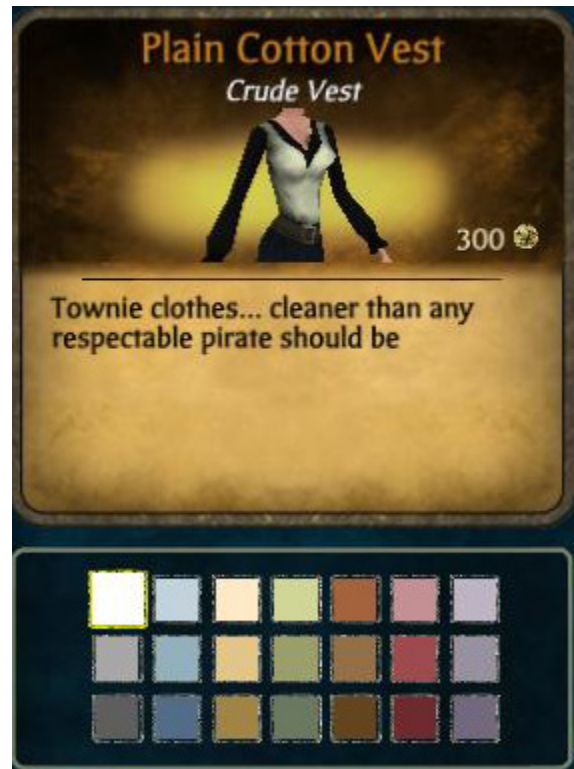
Template named 'Composition1' is not accessible.

Unknown macro: 'use-layout'

Cotton Vest

Cotton Vests can be found in a variety of colors from select Tailors. Unique and usually much brighter colors of this item can only be found in loot drops.

- Limited colors available in stores on: Port Royal (Truehound's Tailor Shop)
- Store Price: 300 gold
- Resale Value: 15 gold



PotCO - Court Blouse

Error rendering macro 'live-template'

Template named 'Composition1' is not accessible.

Unknown macro: 'use-layout'

Court Blouse

The **Court Blouse** is a rare, short-sleeved women's shirt that can only be found in loot. It is light blue with fanciful off-white embroidery, and it has no other color variations.

- Cost: Can only be found in Loot
- Resale Value: 60 Gold



PotCO - Dressy Vest

Error rendering macro 'live-template'

Template named 'Composition1' is not accessible.



Unknown macro: 'use-layout'

Dressy Vest

Dressy Vest is a common men's vest worn open. They can only be used by Unlimited Access members and they can only be found in loot drops.

- Store price: None (Obtain by loot)
- Resale Price: 35 gold



PotCO - Fine Puffy Shirt

Error rendering macro 'live-template'

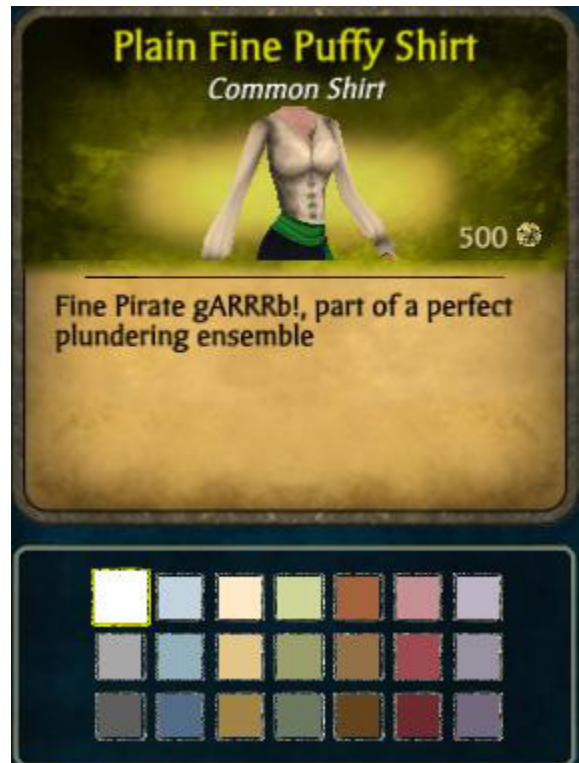
Template named 'Composition1' is not accessible.

Unknown macro: 'use-layout'

Fine Puffy Shirt

The **Fine Puffy Shirt** is a common shirt that has classic sleeves and cuffs, but a more feminine cut for the female pirate. They are available both in stores and in loot drops (which tend to be more interesting in color).

- Limited colors available in stores on: Port Royal (Truehound's Tailor Shop) and Cuba (Pugpratt's Tailoring)
- Cost: 500 Gold
- Resale Value: 25 Gold



PotCO - Fleur Blouse

Error rendering macro 'live-template'

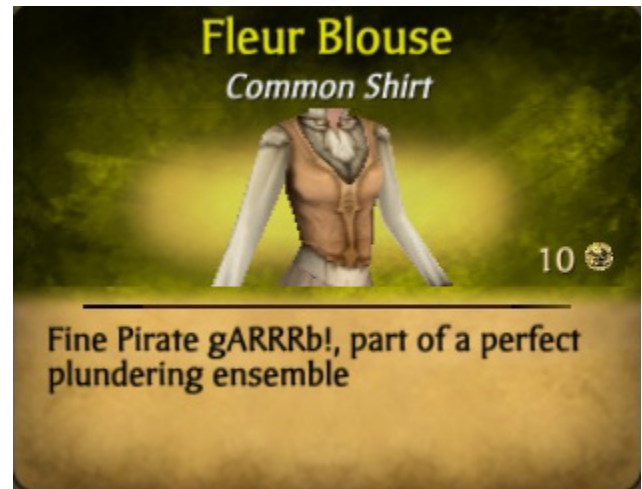
Template named 'Composition1' is not accessible.

Unknown macro: 'use-layout'

Fleur Blouse

The **Fleur Blouse** is a common women's shirt that can only be found in Loot. This ornate long-sleeved blouse is named after the French word for "Flower." There are no other color variations.

- Resale Value: 10 gold



PotCO - Head Band

Error rendering macro 'live-template'


Template named 'Composition1' is not accessible.

Unknown macro: 'use-layout'

Head Band

Head Bands are crude hats that can be bought in a variety of plain colors from select tailors. Unique and usually much brighter and more interesting colors of this item can only be found in loot drops. They are available to both male and female pirates, with the same style and same color variations.

- Limited colors available in stores on: Port Royal (Truehound's Tailor Shop), Cuba (Pugpratt's Tailoring), and Tortuga (Seamstress Anne's Shop).
- Store Price: 150 gold
- Resale Value: 150 gold



PotCO - Hooked Tank

Error rendering macro 'live-template'

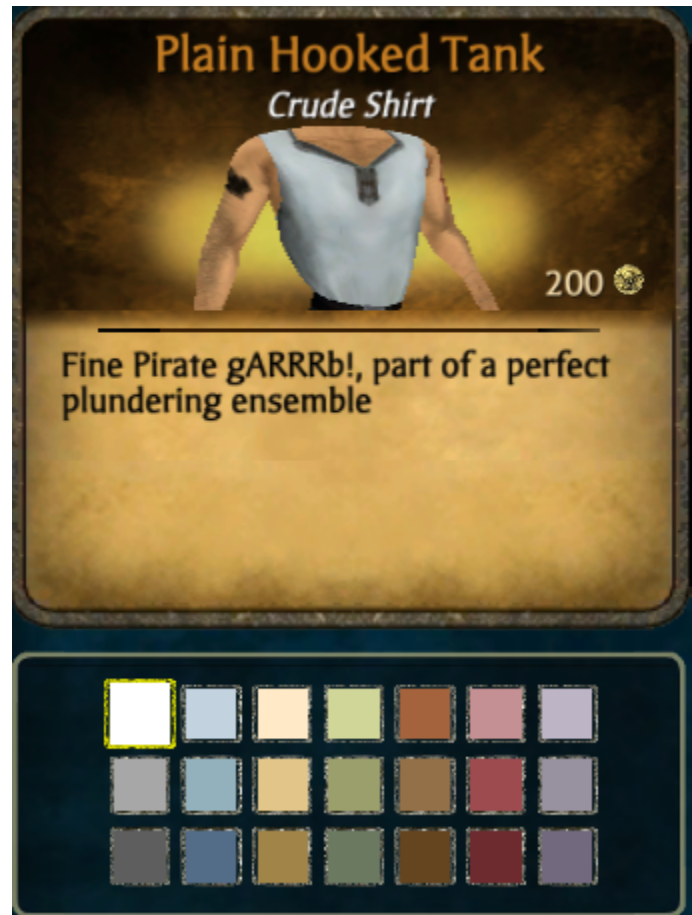
Template named 'Composition1' is not accessible.

Unknown macro: 'use-layout'

Hooked Tank

Hooked Tanks is a basic men's sleeveless shirt. They can be found in a wide variety of colors from select Tailors. Unique and usually much brighter colorations of this shirt can only be found in loot .

- Limited colors available in stores on: Port Royal and Tortuga
- Store Price: 200 gold
- Resale Value: 10 gold



PotCO - Laced Puffy Shirt

Error rendering macro 'live-template'

Template named 'Composition1' is not accessible.

Unknown macro: 'use-layout'

Laced Puffy Shirt

Laced Puffy Shirt is a common V-Neck Shirt with long, puffy sleeves and a laced collar for comfort. They can be found in a wide variety of colors from select tailors. Unique and usually much brighter colorations of this shirt can only be found in loot drops.

- Limited colors available at Truehound's Tailor Shop on Port Royal
- Store Price: 500 gold
- Resale Value: 25 gold



PotCO - Linen Highwaters

Error rendering macro 'live-template'

Template named 'Composition1' is not accessible.

Unknown macro: 'use-layout'

Linen Highwaters

Linen Highwaters are a crude Male Pants, just cut a little short in the legs. They can be found in a wide variety of colors from select Tailors. Unique and usually much brighter colors of these pants can only be found in loot drops.

- Limited colors available in stores on: Cuba and Port Royal.
- Store Price: 300 gold
- Resale Value: 15 gold



PotCO - Linen Long Sleeve

Error rendering macro 'live-template'

Template named 'Composition1' is not accessible.

Unknown macro: 'use-layout'

Linen Long Sleeve

Linen Long Sleeves are common, buttoned up, and somewhat quite formal shirts for male pirates. They can be found in a large variety of colors from select Tailors. Unique and usually much brighter colors of this shirt can only be found in loot drops.

- Limited colors available at tailors on: Padres Del Fuego and Port Royal
- Store Price: 500 Gold
- Resale Value: 25 Gold



PotCO - Linen Puffy Shirt

Error rendering macro 'live-template'

Template named 'Composition1' is not accessible.

Unknown macro: 'use-layout'

Linen Puffy Shirt

The **Linen Puffy Shirt** is a crude men's shirt; made with trimmed collar and tied sleeves. They can be found in a wide variety of colors from select Tailors. Unique and usually much brighter colors of this shirt can only be found in loot drops.

- Limited colors available in stores on: Padres Del Fuego and Port Royal
- Store Price: 200 gold
- Resale Value: 10 gold



PotCO - Linen Shorts

Error rendering macro 'live-template'

Template named 'Composition1' is not accessible.

Unknown macro: 'use-layout'

Linen Shorts

Linen Shorts are Female Pants that can be found in a variety of muted colors from select tailors. Unique and usually much brighter colors can be found solely in loot drops.

- Limited colors available in stores on: Port Royal (Truehound's Tailor Shop)
- Cost: 300 gold
- Resale Value: 15 gold



PotCO - Linen Short Sleeve

Error rendering macro 'live-template'

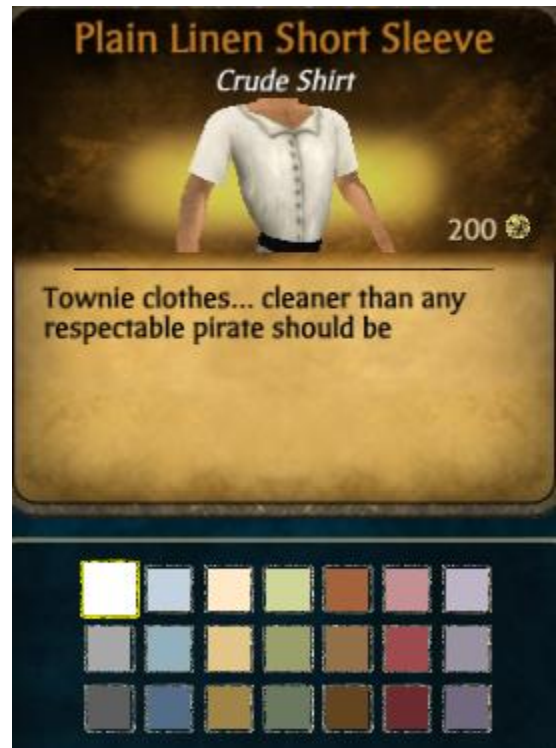
Template named 'Composition1' is not accessible.

Unknown macro: 'use-layout'

Linen Short Sleeve

Linen Short Sleeve is a basic men's shirt made from common weaving material (linen). They can be found in a wide variety of colors from select Tailors. Unique and usually much brighter colors of this shirt can only be found in Loot drops. The buttons make it formal, yet somewhat casual.

- Store Price: 200 gold
- Resale Value: 10 gold



PotCO - Linen Skirt

Error rendering macro 'live-template'

Template named 'Composition1' is not accessible.

Unknown macro: 'use-layout'

Linen Skirt

Linen Skirts are crude, but elegant skirts for female pirates. They can be found in a variety of colors from select Tailors. Unique and usually much brighter colors of this skirt can only be found in loot drops.

- Limited colors available in stores on: Port Royal (Truehound's Tailor Shop) and Cuba (Pugpratt's Tailoring)
- Store Price: 700 gold
- Resale Value: 35 gold



PotCO - Linen Trousers

Error rendering macro 'live-template'

Template named 'Composition1' is not accessible.

Unknown macro: 'use-layout'

Linen Trousers

Linen Trousers are common pants for male pirates. They can only be worn by unlimited access members. These pants can be found in a wide variety of colors from select tailors. Unique and usually much brighter colors of these trousers can only be found in loot drops.

- Limited colors available in stores on: Port Royal
- Store Price: 700 gold
- Resale Value: 35 gold



PotCO - Long Treasure Shirt

Error rendering macro 'live-template'

Template named 'Composition1' is not accessible.

Unknown macro: 'use-layout'

Long Treasure Shirt

Long Treasure Shirt is a common long-sleeved men's shirt, worn closed. They can only be found in loot drops. It also resembles the Open Treasure Shirt and the Open Treasure Long Sleeve.

- Store price: None (Obtain by loot)
- Resale Price: 25 gold



PotCO - Navy Hat

Error rendering macro 'live-template'

Template named 'Composition1' is not accessible.

Unknown macro: 'use-layout'

Navy Hat

The **Navy Hat** was a common hat that was once worn by a Navy Solider. When El Patron's Lost Weapons was on the Test Server in March 2010, players were able to obtain this hat through loot. However, they were removed from the game completely (even from players' inventories) in a pre-live bug fix patch.

- Cost: Could only be found in Loot.
- Resale Value: 20 Gold.



PotCO - Old Tank

Error rendering macro 'live-template'

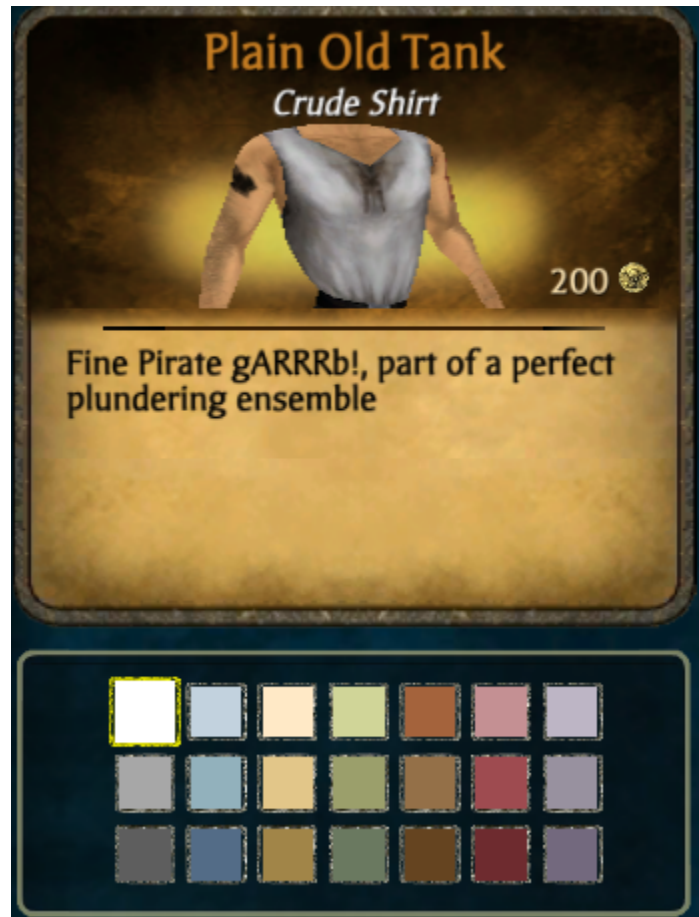
Template named 'Composition1' is not accessible.

Unknown macro: 'use-layout'

Old Tank

Old Tank is a commonly found men's shirt. Not much to look at, but well-worn, comfortable and functional. They can be found in a wide variety of colors from select Tailors. Unique and usually much brighter colors of this shirt can only be found in loot drops.

- Limited colors available in stores on: Port Royal.
- Store Price: 200 gold
- Resale Value: 10 gold



PotCO - Open Cotton Shirt

Error rendering macro 'live-template'

Template named 'Composition1' is not accessible.

Unknown macro: 'use-layout'

Open Cotton Shirt

Open Cotton Shirt is a crude men's shirt. They can be found in a wide variety of colors from the select Tailors. Unique and usually much brighter colors of this shirt can only be found in loot drops. They are often worn with tattoos, because the tattoos are not concealed by the shirt.

- Limited colors available in stores on: Tortuga
- Store Price: 200 gold
- Resale Value: 10 gold



PotCO - Open Fleet Shirt

Error rendering macro 'live-template'

Template named 'Composition1' is not accessible.



Unknown macro: 'use-layout'

Open Fleet Shirt

Open Fleet Shirt is a Common short-sleeved men's shirt, worn unclosed. They can only be worn by Unlimited Access members and they can only be found in loot drops.

- Cost: Can only be found in Loot
- Resale Price: 25 Gold



PotCO - Open Laced Shirt

Error rendering macro 'live-template'

Template named 'Composition1' is not accessible.

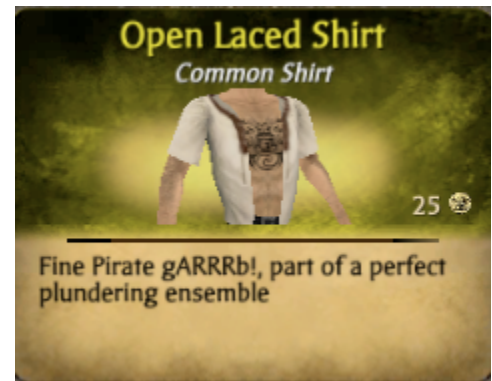


Unknown macro: 'use-layout'

Open Laced Shirt

Open Laced Shirt is a common short-sleeved men's shirt that is worn open. They can only be found in loot drops. It is an open version of an old discontinued starting item.

- Cost: Can only be found in Loot
- Resale Price: 25 Gold



PotCO - Open Linen Shirt

Error rendering macro 'live-template'

Template named 'Composition1' is not accessible.

Unknown macro: 'use-layout'

Open Linen Shirt

Open Linen Shirt is a crude short-sleeved men's shirt, worn unclosed. They can be found at Tailors at Cuba or in loot. Unique, and usually much brighter colors of this shirt can only be found in loot drops. It also resembles the Open Cotton Shirt. Most pirates have chest tattoos to go with this shirt, as the tattoos remain visible.

- Limited Colors Available at: Cuba
- Store price: 200 gold
- Resale Price: 10 gold



PotCO - Open Treasure Long Sleeve

Error rendering macro 'live-template'

Template named 'Composition1' is not accessible.



Unknown macro: 'use-layout'

Open Treasure Long Sleeve

Open Treasure Long Sleeve is a common long-sleeved men's shirt, worn open. They can only be found in loot drops. It also resembles the Open Treasure Shirt.

- Cost: Can only be found in Loot
- Resale Price: 10 Gold



PotCO - Open Treasure Shirt

Error rendering macro 'live-template'

Template named 'Composition1' is not accessible.

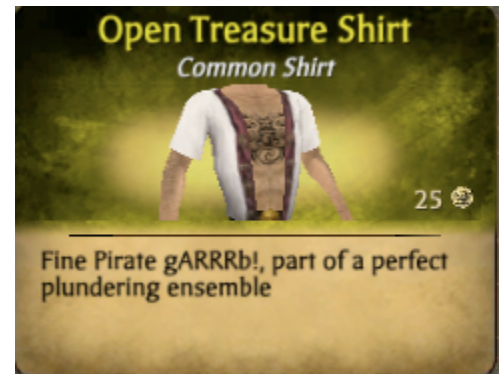


Unknown macro: 'use-layout'

Open Treasure Shirt

Open Treasure Shirt is a common short-sleeved mens shirt, worn open. They can only be found in loot drops. It also resembles the Long Treasure Shirt.

- Cost: Can only be found in Loot
- Resale Price: 25 Gold



PotCO - Patchwork Riding Coat

Error rendering macro 'live-template'


Template named 'Composition1' is not accessible.

Unknown macro: 'use-layout'

Patchwork Riding Coat

Patchwork Riding Coats have been cut long to protect against the elements, but made from whatever material was at hand, which is why they aren't very expensive. They can be found in a variety of muted colors from select tailors. Unique and usually much brighter colors of this coat can only be found in loot drops.

- Limited colors available in stores on: Port Royal (Truehound's Tailor Shop)
- Store Price: 1,000 gold
- Resale Value: 50 gold



PotCO - Potato Sack Skirt

Error rendering macro 'live-template'

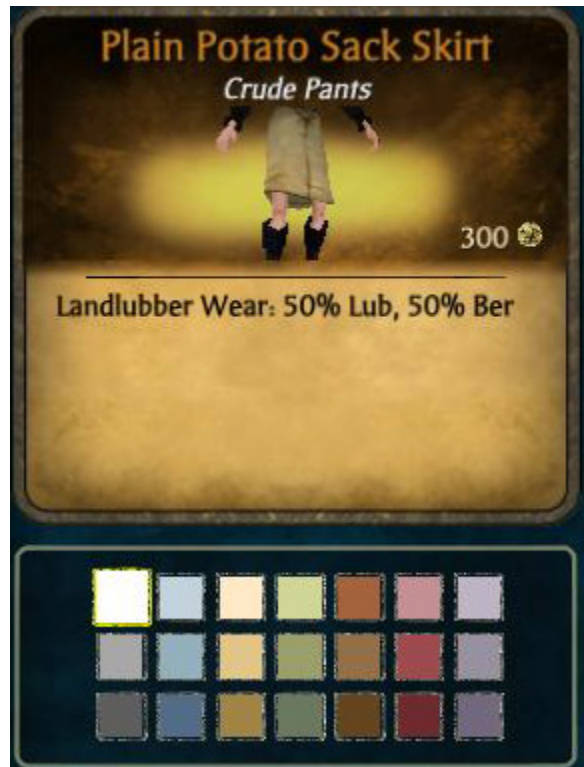
Template named 'Composition1' is not accessible.

Unknown macro: 'use-layout'

Potato Sack Skirt

Potato Sack Skirts are crude pants clothing items for female pirates. They are made from an old burlap potato sack. Not so stylish, but functional. They can be found in a variety of muted colors from select tailors. Unique and usually much brighter colors of this skirt can only be found in loot drops.

- Limited colors available in stores on: Port Royal (Truehound's Tailor Shop and Padres Del Fuego (Dolores Tailoring Shoppe))
- Store Price: 300 Gold
- Resale Value: 15 Gold



PotCO - Reinforced Tank

Error rendering macro 'live-template'

Template named 'Composition1' is not accessible.

Unknown macro: 'use-layout'

Reinforced Tank

Reinforced Tanks are common shirts for male pirates. They can be found in a wide variety of colors from select tailors. Unique and usually much brighter colors of this shirt can only be found in loot drops.

- Limited colors available at tailors on: Cuba and Tortuga
- Cost: 200 Gold
- Resale Value: 10 Gold



PotCO - Ruffle Shirt

Error rendering macro 'live-template'

Template named 'Composition1' is not accessible.

Unknown macro: 'use-layout'

Ruffle Shirt

Fine Puffy Shirts are classic, romantic and crude shirts for the female pirate. They can be found in a variety of muted colors from select tailors. Unique and usually much brighter colors of this shirt can only be found in loot drops.

- Limited colors available in stores on: Port Royal (Truehound's Tailor Shop) and Cuba (Pugpratt's Tailoring)
- Store Price: 500 Gold
- Resale Value: 25 Gold



PotCO - Sack Vest

Error rendering macro 'live-template'

Template named 'Composition1' is not accessible.

Unknown macro: 'use-layout'

Sack Vest

Sack Vests are common vests for male pirates, but unique and usually much brighter colors, only found in loot, are far more rare than they're rarity accounts them for. They can be bought in a wide variety of colors from Tobias Pugpratt. They can only be worn by Unlimited Access members.

- Limited colors available in stores on: Cuba
- Store Price: 700 gold
- Resale Value: 35 gold



PotCO - Seamed Tank

Error rendering macro 'live-template'

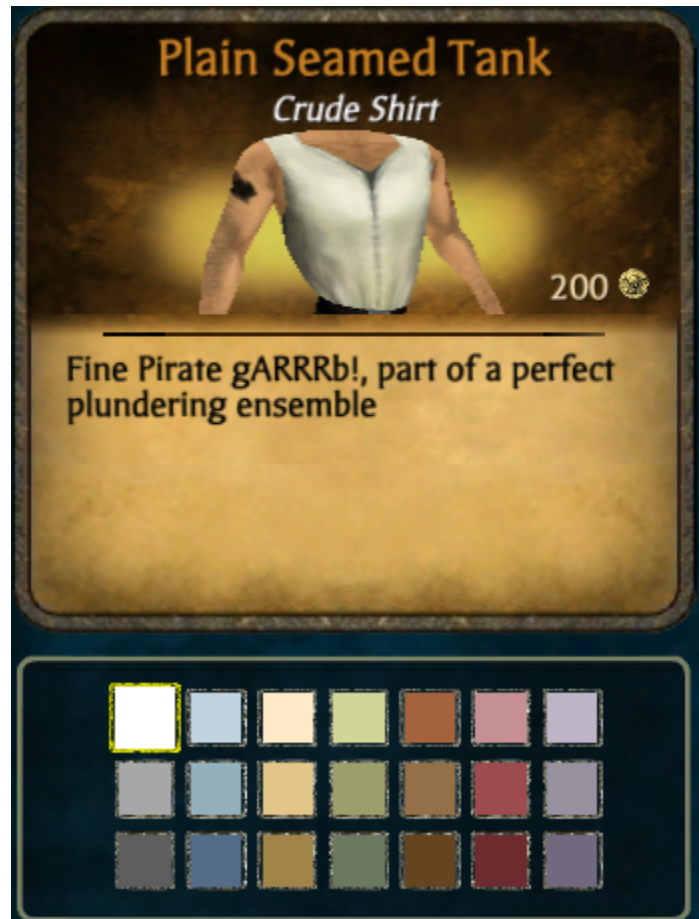
Template named 'Composition1' is not accessible.

Unknown macro: 'use-layout'

Seamed Tank

A **Seamed Tank** is a crude men's shirt, mostly just something to throw on, or even just an undershirt. They can be found in a wide variety of colors from select tailors. Unique and usually much brighter colors of this shirt can only be found in loot drops.

- Limited colors available in stores on: Port Royal and Tortuga
- Cost: 200 Gold
- Resale Value: 10 Gold



PotCO - Silk Skirt

Error rendering macro 'live-template'

Template named 'Composition1' is not accessible.

Unknown macro: 'use-layout'

Silk Skirt

Silk Skirts are affordable, common skirts for the female pirate, but made from fairly fine material. They can be found in a variety of muted colors from select tailors. Unique and usually much brighter colors of this skirt can only be found in loot drops.

- Limited colors available in stores on: Port Royal (Truehound's Tailor Shop) and Padres Del Fuego (Dolores Tailoring Shoppe)
- Store Price: 700 gold
- Resale Value: 35 gold



PotCO - Silk Vest

Error rendering macro 'live-template'

Template named 'Composition1' is not accessible.

Unknown macro: 'use-layout'

Silk Vest

Silk Vests are common vests for the male pirate. They can only be acquired by defeating an enemy and collecting his loot. Loot color versions of this vest are highly prized for their rarity and esthetic value, and are very difficult to find in loot.

- Only available in loot
- Resale Value: 35 gold



PotCO - Stitched Blouse

Error rendering macro 'live-template'

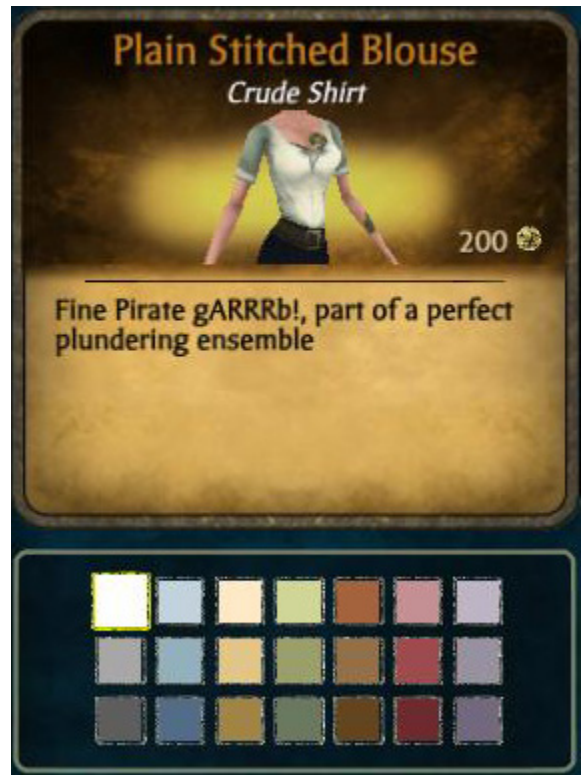
Template named 'Composition1' is not accessible.

Unknown macro: 'use-layout'

Stitched Blouse

Stitched Blouse is a crude, two-toned short-sleeved women's shirt. They can be found in a variety of muted colors from select Tailors. Unique and usually much brighter colors of this blouse can only be found in loot drops.

- Limited colors available in stores on: Port Royal (Truehound's tailor shop)
- Store Price: 200 Gold
- Resale Value: 10 Gold



PotCO - Striped Tank

Error rendering macro 'live-template'

Template named 'Composition1' is not accessible.

Unknown macro: 'use-layout'

Striped Tank

Striped Tank is a basic sleeveless Men's shirt. They can be found in a ranging variety of colors from select tailors. Unique and usually much brighter colorations of this shirt can solely be found in loot drops.

- Limited colors available in stores on: Port Royal and Tortuga.
- Store Price: 200 gold
- Resale Value: 10 gold



PotCO - Swashbuckler Top

Error rendering macro 'live-template'

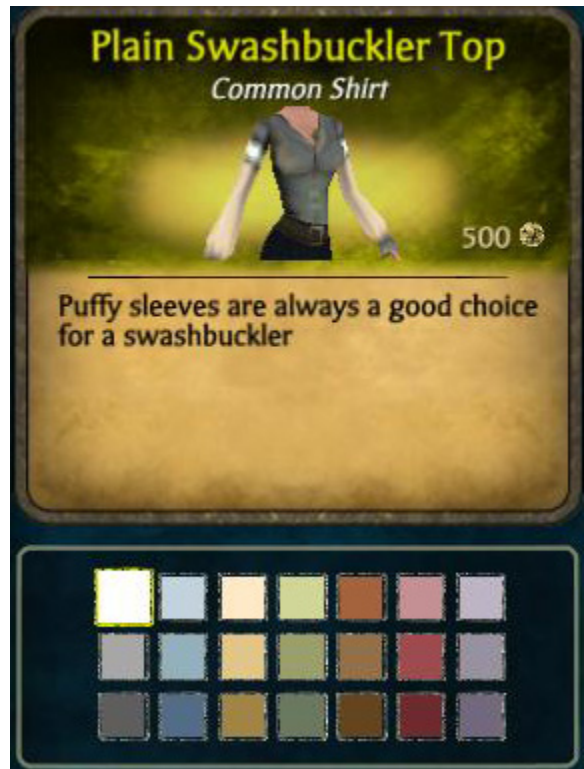
Template named 'Composition1' is not accessible.

Unknown macro: 'use-layout'

Swashbuckler Top

Swashbuckler Tops are a common female shirt that sports classic puffy sleeves with a two-toned look. They can be found in a variety of muted colors from select tailors. Unique and usually much brighter color variations of this shirt can only be found in loot drops.

- Limited colors available in stores on: Port Royal (Truehound's Tailor Shop) and Padres Del Fuego (Dolores Tailoring Shoppe)
- Store Price: 500 Gold
- Resale Value: 25 Gold



PotCO - Tavern Blouse

Error rendering macro 'live-template'

Template named 'Composition1' is not accessible.

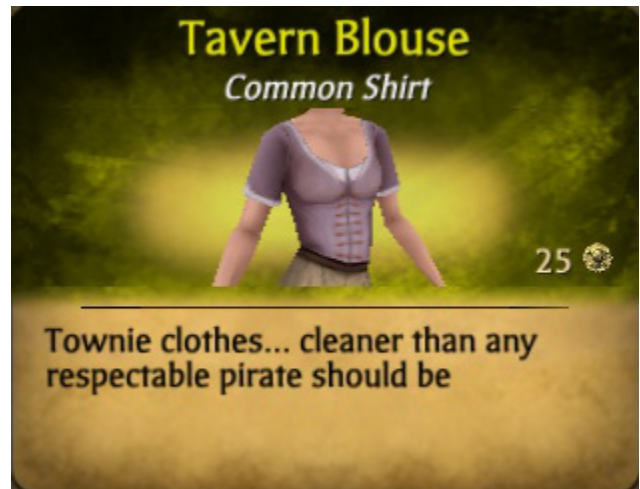
Unknown macro: 'use-layout'

Tavern Blouse

The **Tavern Blouse** is a common women's shirt that can only be found in Loot. This plain, short-sleeved top is favored by tavern workers throughout the Caribbean. There are no other color variations.

The male counterpart to this blouse seems to be the Pub Shirt.

- Resale Value: 25 gold



PotCO - Treasure Short Sleeve

Error rendering macro 'live-template'

Template named 'Composition1' is not accessible.



Unknown macro: 'use-layout'

Treasure Short Sleeve

Treasure Short Sleeve is a common short-sleeved men's shirt worn closed. They can only be found in loot drops. It also resembles the Long Treasure Shirt. Giladoga seems to wear this shirt.

- Cost: Can only be found in Loot
- Resale Price: 25 Gold



PotCO - Yeoman Vest

Error rendering macro 'live-template'

Template named 'Composition1' is not accessible.

Unknown macro: 'use-layout'

Yeoman Vest

The **Yeoman Vest** is a common women's vest that can only be found in Loot. This simple, yet attractive, vest is proudly worn by many hard-working female pirates. There are no other color variations for this item.

- Resale Value: 35 gold



PotCO - Zombie Shorts

Error rendering macro 'live-template'

Template named 'Composition1' is not accessible.

Unknown macro: 'use-layout'

Zombie Shorts

Zombie Shorts are female pants. They are the counterpart of men's Zombie Trousers, and currently have no other color variations. They are also worn in PvP.

- Resale value: 35 gold
- Cost: Can only be found in loot



PotCO - Zombie Trousers

Error rendering macro 'live-template'

Template named 'Composition1' is not accessible.

Unknown macro: 'use-layout'

Zombie Trousers

Zombie Trousers are pants that can only be found in loot. Despite that, it was created souly for PvP at first, but now, you can wear them wherever, and its a favorite of many Pirates.

- Resale value: 35 Gold
- These are the trousers your pirate wears during a PvP match.



Peddler Clothing

Error rendering macro 'live-template'

Template named 'Composition1' is not accessible.



Unknown macro: 'use-layout'

PotCO - Admiral

Error rendering macro 'live-template'

Template named 'Composition1' is not accessible.

Unknown macro: 'use-layout'

Admiral

The **Admiral Outfit** is a matching outfit offered for purchase by the Peddlers on Padres Del Fuego, Cuba, Port Royal, and Tortuga. It is similar to the outfit worn by the boss Foulberto Smasho, and more specifically, the hat. Peddlers offer clothing that is only available for a limited time. It's expensive, but you will be sure to turn heads with this outfit.


- **Availability:** Not Currently Available
- **Complete Outfit (female):** 10,000 gold
- **Complete Outfit (male):** 9,000 gold
- **Previous In-Stock Dates:** April 2011



Female



Male



PotCO - Bounty Hunter

Error rendering macro 'live-template'

Template named 'Composition1' is not accessible.

Unknown macro: 'use-layout'

Bounty Hunter

Bounty Hunter is an outfit offered for purchase by Peddlers on Padres Del Fuego, Cuba, Port Royal, and Tortuga. Peddlers offer clothing that will only be available for a limited time (2 months).

- **Availability:** Unavailable
- **Complete Outfit (Female):** 5,400 Gold
- **Complete Outfit (Male):** 4,700 Gold
- **Previous In-Stock Dates:** October 1st 2012



Female



Male

Bounty Hunter Bandana

Common Hat



27

Wear this, and the next bounty hunter will think twice before thinking twice.

Bounty Hunter Vest

Rare Vest



75

Wear this, and the next bounty hunter will think twice before thinking twice.

Bounty Hunter Sash

Common Belt



7

Wear this, and the next bounty hunter will think twice before thinking twice.

Bounty Hunter Breeches

Common Pants



35

Wear this, and the next bounty hunter will think twice before thinking twice.

Bounty Hunter Boots

Rare Shoes



90

Wear this, and the next bounty hunter will think twice before thinking twice.



PotCO - Capt. Black

Error rendering macro 'live-template'

Template named 'Composition1' is not accessible.

Unknown macro: 'use-layout'

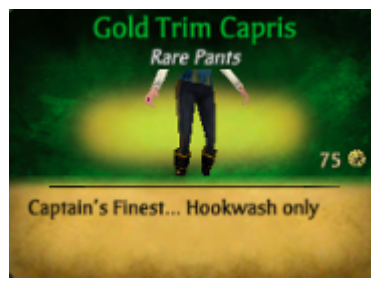
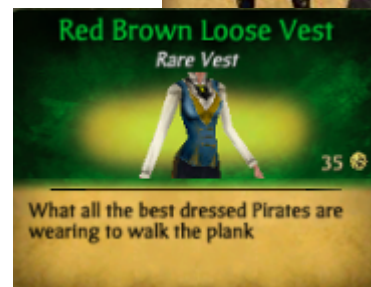
Capt. Black

Capt. Black is an outfit offered for purchase by Peddlers on Padres Del Fuego, Cuba, Port Royal, and Tortuga. Peddlers offer clothing that will only be available for a limited time (2 months).

- **Availability:** Available
- **Complete Outfit (Female):** 10,200 Gold
- **Complete Outfit (Male):** 10,000 Gold
- **Previous In-Stock Dates:** September 2012



Female



Male

Black Chapeau
Rare Hat



100 🪙

Someone must have bet you couldn't find a hat bigger than your ship

Royal Long Coat
Rare Coat



150 🪙

Captain's Finest... Hookwash only

Embellished Black Gold Vest
Rare Vest



75 🪙

So "stylish" this will make other pirates shoot grog out their nose then challenge you to PVP

Big Button Shirt
Common Shirt



25 🪙

Townie clothes... cleaner than any respectable pirate should be

Green Embroidered Trousers
Rare Pants



75 🪙

Lovingly borrowed, Never returned

Gold Trim Boots
Rare Shoes



90 🪙

Fine Pirate gARRRRbl, part of a perfect plundering ensemble



PotCO - Crimson Captain

Error rendering macro 'live-template'

Template named 'Composition1' is not accessible.

Unknown macro: 'use-layout'

Crimson Captain

Crimson Captain is a matching outfit offered for purchase by the Peddlers on Padres Del Fuego, Cuba, Port Royal, and Tortuga. It has a red theme and a hat similar to the Black Buccaneer Hat and the Scoundrel Hat.

- There is a bug with the male shoes saying their name is "Error, no name".
- **Availability:** Available
- **Complete Outfit (female):** 8,550 gold
- **Complete Outfit (male):** 8,050 gold
- **Previous In-Stock Dates:** June 2011, August 2012



Female



Male

Rose Buccaneer Hat
Rare Hat
27




Fine Pirate gARRRb!, part of a perfect plundering ensemble

Club Coat
Rare Coat
150



Fancy Frilly Finery for Frivolous Festivities

Trimmed Jerkin
Rare Shirt
60



Townie clothes... cleaner than any respectable pirate should be

Festival Breeches
Rare Pants
75



Fancy Frilly Finery for Frivolous Festivities

Error, no name
Rare Shoes
90



Fine Pirate gARRRb!, part of a perfect plundering ensemble



PotCO - Emerald Duelist

Error rendering macro 'live-template'

Template named 'Composition1' is not accessible.

Unknown macro: 'use-layout'

Emerald Duelist

Emerald Duelist is an outfit offered for purchase by Peddlers on Padres Del Fuego, Cuba, Port Royal, and Tortuga. Peddlers offer clothing that will only be available for a limited time. This outfit has a St. Patrick's Day theme, and is usually sold as the March peddler outfit, to coincide with the St. Patrick's Day Holiday.

- **Availability:** Not Currently Available
- **Complete Outfit (Female):** 5,800 Gold
- **Complete Outfit (Male):** 5,700 Gold
- **Previous In-Stock Dates:** January 2011, March 2012



Female



Male



Green French Hat
Rare Hat



50

Fancy Frilly Finery for Frivolous Festivities

Lucky Long Coat
Common Coat



50

Fancy Frilly Finery for Frivolous Festivities

Green Gold White Collar
Rare Shirt



60

Your mates and guild fellows will be GREEN with envy when they see this shirt

Deputy's Ex-Breeches
Common Pants



35

Lovingly borrowed, Never returned

Emerald Boots
Rare Shoes



90

Captain's Finest... Hookwash only



PotCO - Father's Day

Error rendering macro 'live-template'

Template named 'Composition1' is not accessible.

Unknown macro: 'use-layout'

Father's Day

The **Father's Day Outfit**, also known as **Prince** is an outfit available for purchase by the Peddlers on the main islands of Padres Del Fuego, Cuba, Port Royal, and Tortuga during the Father's Day Holiday Event. Peddlers offer clothing that will only be available for a limited time (2 months), but holiday offers may be available for even shorter periods of time.

- **Availability:** During Father's Day Holiday Event (Not Currently Available)
- **Complete Outfit (Female):** 7,700 Gold.
- **Complete Outfit (Male):** 8,700 Gold.



Female



Male

Prince's Hat
Rare Hat



45

Fit for a Prince! but it looks alright on you anyway.

Prince Long Coat
Rare Coat



150

Fit for a Prince! but it looks alright on you anyway.

Prince Shirt
Rare Shirt



60

Fit for a Prince! but it looks alright on you anyway.

Prince Sash
Rare Belt



15

Fit for a Prince! but it looks alright on you anyway.

Prince Breeches
Rare Pants



75

Fit for a Prince! but it looks alright on you anyway.

Prince Shoes
Rare Shoes



90

Fit for a Prince! but it looks alright on you anyway.



PotCO - French Assassin

Error rendering macro 'live-template'

Template named 'Composition1' is not accessible.

Unknown macro: 'use-layout'

French Assassin

French Assassin is an outfit offered for purchase by Peddlers on Padres Del Fuego, Cuba, Port Royal, and Tortuga. Peddlers offer clothing that will only be available for a limited time (2 months).

- **Availability:** Not Currently Available
- **Complete Outfit (Female):** 8,700 Gold
- **Complete Outfit (Male):** 9,600 Gold
- **Previous In-Stock Dates:** June 2012



Female



Male



French Assassin Hat
Rare Hat



45 🍀

If you see anyone wearing this, don't let them buy you a drink.

French Assassin Shirt
Rare Shirt



60 🍀

If you see anyone wearing this, don't let them buy you a drink.

French Assassin Breeches
Rare Pants



75 🍀

If you see anyone wearing this, don't let them buy you a drink.

French Assassin Boots
Rare Shoes



125 🍀

If you see anyone wearing this, don't let them buy you a drink.

French Assassin Long Coat
Rare Coat



150 🍀

If you see anyone wearing this, don't let them buy you a drink.

French Assassin Sash
Rare Belt



15 🍀

If you see anyone wearing this, don't let them buy you a drink.



PotCO - French Fencer

Error rendering macro 'live-template'

Template named 'Composition1' is not accessible.

Unknown macro: 'use-layout'

French Fencer

French Fencer is a matching outfit offered for purchase by the Peddlers on the main islands Padres Del Fuego, Cuba, Port Royal, and Tortuga. Peddlers offer clothing that will only be available for a limited time. Because of this, it is a good idea to buy the clothing as soon as possible. This outfit was released on the Test Server on October 2010, but was released on the live servers on October 2011. Peddlers began to sell them shortly after they robbed them from trading ships that were anchored off of Ile d'Etable de Porc.



- **Availability:** Not Currently Available
- **Complete Outfit (Female):** 5,400 gold.
- **Complete Outfit (Male):** 6,200 gold.
- **Previous In-Stock Dates:** October 2011, December 2011

Female



Male

Blue French Hat
Rare Hat



50

Fancy Frilly Finery for Frivolous Festivities

Summer Solstice Shirt
Rare Shirt



60

Holiday clothes for that special time of yaarr!

Inspector's Belt
Rare Belt



35

Lovingly borrowed, Never returned

Violet Yellow Breeches
Rare Pants



75

Lovingly borrowed, Never returned

Indoor Boots
Rare Shoes



90

Fancy Frilly Finery for Frivolous Festivities



PotCO - Garb of the Undead

Error rendering macro 'live-template'

Template named 'Composition1' is not accessible.

Unknown macro: 'use-layout'

Garb of the Undead

Garb of the Undead is an outfit available for purchase by the Peddlers on the main islands Padres Del Fuego, Cuba, Port Royal, and Tortuga during the Halloween and Friday the 13th Holiday Events. Peddlers offer clothing that will only be available for a limited time (2 months), but holiday offers may be available for even shorter periods of time.

- **Availability:** During Halloween & some Friday the 13th Holiday Events (Not Currently Available)
- **Complete Outfit (Female):** 4,850 Gold.
- **Complete Outfit (Male):** 5,100 Gold.



Female



Male

Zombie Pirate Hat
Rare Hat



45

Just in case you want to ironically dress like a zombie.

Zombie Pirate Coat
Common Coat



50

Just in case you want to ironically dress like a zombie.

Zombie Shirt
Common Shirt



25

Clothes for the few, the proud, the presumed guilty

Zombie Pirate Breeches
Common Pants



35

Just in case you want to ironically dress like a zombie.

Zombie Pirate Belt
Common Belt



7

Just in case you want to ironically dress like a zombie.

Zombie Pirate Boots
Rare Shoes



90

Just in case you want to ironically dress like a zombie.



PotCO - Mardi Gras

Error rendering macro 'live-template'

Template named 'Composition1' is not accessible.

Unknown macro: 'use-layout'

Mardi Gras

The **Mardi Gras Day Outfit** is a matching outfit offered for purchase from the Peddlers on Padres del Fuego, Tortuga, Cuba and Port Royal. Peddlers offer clothing that will only be available for a limited time (usually 2 months). The Mardi Gras outfit was released on March 8, 2011 to celebrate Fat Tuesday, also known as Mardi Gras, the day before Ash Wednesday and the beginning of the Last Period. This is the most colorful outfit available in the game.

- **Availability:** During Mardi Gras Holiday Event (Not Currently Available)
- **Complete Outfit (Male):** 4,600 gold
- **Complete Outfit (Female):** 3,500 gold



Female



Male

Mardi Gras Hat
Rare Hat



45

A sensible hat for all weather wear - plus, it keeps your head from sunburn

Mardi Gras Shirt
Rare Shirt



60

Holiday clothes for that special time of yaarr!

Mardi Gras Trousers
Rare Pants



35

Fine Pirate gARRRb!, part of a perfect plundering ensemble

Mardi Gras Boots
Rare Shoes



90

Fine Pirate gARRRb!, part of a perfect plundering ensemble



PotCO - Merchant Voyager

Error rendering macro 'live-template'

Template named 'Composition1' is not accessible.

Unknown macro: 'use-layout'

Merchant Voyager

Merchant Voyager is a matching outfit offered for purchase by the Peddlers on Padres Del Fuego, Cuba, Port Royal, and Tortuga. Peddlers offer clothing that is only available for a short time. Because of this condition, it is a good idea to buy these outfits as soon as possible. In 2011, this set was referred to as **Town Mayor's Outfit**, which is the same name as another set.

- **Availability:** Not Currently Available
- **Complete Outfit (Female):** 2,900 Gold
- **Complete Outfit (Male):** 3,900 Gold
- **Previous In-Stock Dates:** March 2011, May 2012



Female	
<p>Festival Blouse Gold Trim <i>Rare Shirt</i></p> <p>60</p> <p>Fancy Frilly Finery for Frivolous Festivities</p>	<p>Brown Silver Button Shorts <i>Rare Pants</i></p> <p>35</p> <p>Woodland clothing... Show your love of nature without wearing bark & pine cones</p>
<p>Burgundy Cavalier <i>Common Hat</i></p> <p>30</p> <p>Fine Pirate gARRRb!, part of a perfect plundering ensemble</p>	<p>Mayor Boots <i>Common Shoes</i></p> <p>20</p> <p>Townie clothes... cleaner than any respectable pirate should be</p>
Male	




Merchant Shirt Gold Trim
Rare Shirt



60

Fancy Frilly Finery for Frivolous Festivities

Matador Breeches
Rare Pants



75

Lovingly borrowed, Never returned

Burgundy Cavalier
Common Hat



30

Fine Pirate gARRRb!, part of a perfect plundering ensemble

Mayor Boots
Common Shoes



30

Fine Pirate gARRRb!, part of a perfect plundering ensemble



PotCO - Mother's Day

Error rendering macro 'live-template'

Template named 'Composition1' is not accessible.

Unknown macro: 'use-layout'

Mother's Day

The **Mother's Day Outfit**, also known as **Wildfire** is an outfit available for purchase by the Peddlers on the main islands Padres Del Fuego, Cuba, Port Royal, and Tortuga during the Mother's Day Holiday Event. Peddlers offer clothing that will only be available for a limited time (2 months), but holiday offers may be available for even shorter periods of time.

- **Availability:** During Mother's Day Holiday Event (Not Currently Available)
- **Complete Outfit (Female):** 5,350 Gold.
- **Complete Outfit (Male):** 8,350 Gold.



Female		
<p>Wildfire Bandana Common Hat 27</p> <p>Wild fires aren't usually a problem on the open ocean, but you aim to change that.</p>	<p>Wildfire Corset Rare Vest 75</p> <p>Wild fires aren't usually a problem on the open ocean, but you aim to change that.</p>	<p>Wildfire Skirt Rare Pants 75</p> <p>Wild fires aren't usually a problem on the open ocean, but you aim to change that.</p>
<p>Wildfire Boots Rare Shoes 90</p> <p>Wild fires aren't usually a problem on the open ocean, but you aim to change that.</p>		
Male		

Wildfire Bandana
Common Hat



27 🍀

Wild fires aren't usually a problem on the open ocean, but you aim to change that.

Wildfire Long Coat
Rare Coat



150 🍀

Wild fires aren't usually a problem on the open ocean, but you aim to change that.

Wildfire Vest
Rare Vest



75 🍀

Wild fires aren't usually a problem on the open ocean, but you aim to change that.

Wildfire Trousers
Rare Pants



75 🍀

Wild fires aren't usually a problem on the open ocean, but you aim to change that.

Wildfire Boots
Rare Shoes



90 🍀

Wild fires aren't usually a problem on the open ocean, but you aim to change that.



PotCO - New Year's Day

Error rendering macro 'live-template'

Template named 'Composition1' is not accessible.

Unknown macro: 'use-layout'

New Year's Day

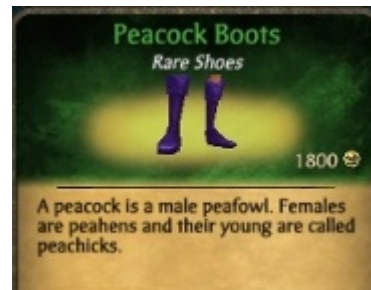
The New Year's Day Outfit, also known as **Peacock** is a matching outfit offered for purchase by the Peddlers on the main islands Padres Del Fuego, Cuba, Port Royal, and Tortuga. Peddlers offer clothing that will only be available for a limited time. Because of this, it is a good idea to buy the clothing as soon as possible. This outfit was released on live on December 30, 2011. This outfit was released to celebrate New Years and is the New Years Day Holiday outfit set for 2011.

- **In Stock:** During New Year's Eve Holiday Event (Not Currently Available)
- **Complete Outfit (Female):** 4,200 Gold
- **Complete Outfit (Male):** 6,400 Gold

Note: This is the first outfit where females did not receive a shirt.



Female



Male


Peacock Hat
Rare Hat



900 🐣

A peacock is a male peafowl. Females are peahens and their young are called peachicks.

Peacock Shirt
Rare Shirt



1200 🐣

A peacock is a male peafowl. Females are peahens and their young are called peachicks.

Peacock Breeches
Rare Pants



75 🐣

A peacock is a male peafowl. Females are peahens and their young are called peachicks.


Peacock Men's Sash
Rare Belt



300 🐣

A peacock is a male peafowl. Females are peahens and their young are called peachicks.

Peacock Boots
Rare Shoes



2500 🐣

A peacock is a male peafowl. Females are peahens and their young are called peachicks.



PotCO - Pilgrim Explorer

Error rendering macro 'live-template'

Template named 'Composition1' is not accessible.

Unknown macro: 'use-layout'

Pilgrim Explorer

Pilgrim Explorer is an outfit offered for purchase by Peddlers on Padres Del Fuego, Cuba, Port Royal, and Tortuga. Peddlers offer clothing that will only be available for a limited time (usually 2 months). Items from this set can additionally be found in loot all-year-round. This set has a Thanksgiving theme and is usually sold in November to tie in with the Thanksgiving Holiday.

- **Availability:** All-Year-Round in Loot. (Excludes colored pants, only normal loose chaps available). Not Currently Available at Peddler Stands.
- **Complete Outfit (Female):** 2,800 gold
- **Complete Outfit (Male):** 4,200 gold
- **Previous In-Stock Dates:** September 2011



Female



Male

Brown Stove Hat
Common Hat



25 🍀

Landlubber Wear: 50% Lub, 50% Ber

Thanksgiving Shirt
Rare Shirt



60 🍀

Holiday clothes for that special time of yaarr!

Plain Loose Chaps
Rare Pants



35 🍀

Show yer best backside running away from powerful enemies

Pursuit Boots
Rare Shoes



90 🍀

Captain's Finest... Hookwash only



PotCO - Raven's Cove Mercenary

Error rendering macro 'live-template'

Template named 'Composition1' is not accessible.

Unknown macro: 'use-layout'

Raven's Cove Mercenary

Raven's Cove Mercenary is an outfit offered for purchase by peddlers on Padres Del Fuego, Cuba, Port Royal, and Tortuga. Peddlers offer clothing that will only be available for a limited time (usually 2 months). On both the male and female Halloween shirts, there are skulls on the front and what looks to be a bat along the lower back, which gives off a spooky look for Halloween. The outfit was discovered and introduced after Peddler Phillip discovered an abandoned ship drifting off the coast of Raven's Cove filled with the outfits.

Raven's Cove promoted this outfit as their origin guardians. They are made from ravens. The association of the mercenary with this island is represented by its tales and mystery. The tides and the fear make this outfit special and original.

Game Note: The Halloween shirt was first seen in a video about the then just released potion brewing minigame. The male outfit was also featured on an email POTCO sent out about Peddlers coming to the Caribbean.

- **Availability:** Not Currently Available
- **Complete Outfit (Female):** 2,500 gold
- **Complete Outfit (Male):** 2,500 gold
- **Previous In-Stock Dates:** August 2011



Female



Male

Black Cavalier
Common Hat



30

Fine Pirate gARRRb!, part of a perfect plundering ensemble

Halloween Shirt
Rare Shirt



60

Holiday clothes for that special time of yaarr!

Gold Trim Breeches
Common Pants



35

Fancy Frilly Finery for Frivolous Festivities



PotCO - Rogue Privateer

Error rendering macro 'live-template'

Template named 'Composition1' is not accessible.

Unknown macro: 'use-layout'

Rogue Privateer

Rogue Privateer is a matching outfit offered for purchase by the Peddlers on Padres Del Fuego, Cuba, Port Royal, and Tortuga. It has a sea captain theme to it, and looks like something privateers would wear. This set was released on behalf of Peddlers inspiration from the new Spectral Cutlass on August 10th.

- **Availability:** Not Currently Available
- **Complete Outfit (female):** 9,000 Gold
- **Complete Outfit (male):** 7,900 Gold
- **Previous In-Stock Dates:** August 10th - August 25th, 2012



Female



Male

Rogue Privateer Hat
Common Hat



30

If you think about it, a Rogue Privateer is just a pirate. But don't tell them that.

Rogue Privateer Coat
Rare Coat



150

If you think about it, a Rogue Privateer is just a pirate. But don't tell them that.

Rogue Privateer Vest
Rare Vest



75

If you think about it, a Rogue Privateer is just a pirate. But don't tell them that.

Privateer Breeches
Common Pants



35

If you think about it, a Rogue Privateer is just a pirate. But don't tell them that.

Rogue Privateer Boots
Rare Shoes



90

If you think about it, a Rogue Privateer is just a pirate. But don't tell them that.

Rogue Privateer Belt
Rare Belt



15

If you think about it, a Rogue Privateer is just a pirate. But don't tell them that.



PotCO - Royal Commodore

Error rendering macro 'live-template'

Template named 'Composition1' is not accessible.

Unknown macro: 'use-layout'

Royal Commodore

Royal Commodore is a matching outfit offered for purchase by Peddlers. The Queen Anne's Revenge boss LaSchafe seems to be wearing the Black Bicorné hat from this outfit. In addition to having a Commodore theme, the set is also New Year's Eve themed as well, making it a common January Peddler Outfit. Decorative firework emblems are displayed on the blouses and shirts.

- **Availability:** Not Currently Available
- **Complete Outfit (Female):** 9,700 gold
- **Complete Outfit (Male):** 9,000 gold
- **Previous In-Stock Dates:** November 2010, November 2011, January 2012



Female



Male



PotCO - Sea Serpent

Error rendering macro 'live-template'

Template named 'Composition1' is not accessible.

Unknown macro: 'use-layout'

Sea Serpent

Sea Serpent is an outfit offered for purchase by Peddlers on Padres Del Fuego, Cuba, Port Royal, and Tortuga. Peddlers offer clothing that will only be available for a limited time (2 months).

- **Availability:** Unavailable
- **Complete Outfit (Female):** 9,400 Gold
- **Complete Outfit (Male):** 9,400 Gold
- **Previous In-Stock Dates:** October 1st 2012



Female



Male



Sea Serpent Hunter Hat
Rare Hat
45 🪙



This almost always comes with an impressive scar.

Sea Serpent Hunter Jacket
Rare Coat
150 🪙



This almost always comes with an impressive scar.

Sea Serpent Hunter Tank
Rare Shirt
60 🪙



This almost always comes with an impressive scar.

Seaserpent Hunter Belt
Rare Belt
15 🪙



This almost always comes with an impressive scar.

Sea Serpent Hunter Breeches
Rare Pants
75 🪙



This almost always comes with an impressive scar.

Sea Serpent Boots
Rare Shoes
125 🪙



This almost always comes with an impressive scar.



PotCO - Snapdragon

Error rendering macro 'live-template'

Template named 'Composition1' is not accessible.

Unknown macro: 'use-layout'

Snapdragon

Snapdragon is an outfit offered for purchase by Peddlers on Padres Del Fuego, Cuba, Port Royal, and Tortuga. Peddlers offer clothing that will only be available for a limited time (2 months). This set has a Chinese theme, tying in with the Fourth of July lore that fireworks have come from the far east. Due to this factor, the outfit is normally sold in July.

- **Availability:** Not Currently Available
- **Complete Outfit (Female):** 2,800 Gold
- **Complete Outfit (Male):** 3,600 Gold
- **Previous In-Stock Dates:** July 2012



Female



Male

Green Silk Beanie
Rare Hat



45

A sensible hat for all weather wear - plus, it keeps your head from sunburn

Snapdragon Shirt
Rare Shirt



60

Holiday clothes for that special time of yaarr!

Black Gold Trousers
Rare Pants



75

Fine Pirate gARRRb!, part of a perfect plundering ensemble



PotCO - Spanish Adventurer

Error rendering macro 'live-template'

Template named 'Composition1' is not accessible.





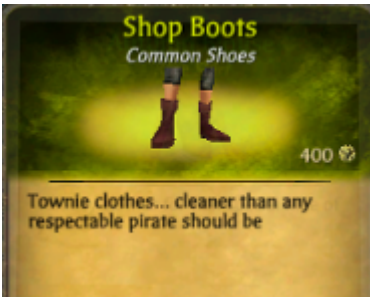
Unknown macro: 'use-layout'

Spanish Adventurer

Spanish Adventurer is an outfit offered for purchase by Peddlers on Padres Del Fuego, Cuba, Port Royal, and Tortuga. Peddlers offer clothing that will only be available for a limited time (2 months).

- **Availability:** Not Currently Available
- **Complete Outfit (Female):** 4,200 Gold
- **Complete Outfit (Male):** 4,100 Gold
- **Previous In-Stock Dates:** July 2011, February 2012



Female		
 <p>Autumn Blouse Rare Shirt 1200</p> <p>Holiday clothes for that special time of yaarr!</p>	 <p>Dark Blue Gold Loose Vest Rare Vest 700</p> <p>Fancy Frilly Finery for Frivolous Festivities</p>	 <p>Jeweled Skirt Rare Pants 1500</p> <p>Made of the finest cloth you can buy - or steal - which it was</p>
 <p>Red Gaucho Common Hat 400</p> <p>Landlubber Wear: 50% Lub, 50% Ber</p>	 <p>Shop Boots Common Shoes 400</p> <p>Townie clothes... cleaner than any respectable pirate should be</p>	
Male		



Red Gaucho
Common Hat



20

Landlubber Wear: 50% Lub, 50% Ber

Scarf Vest
Rare Vest



75

Vests of any shade or make are good for hiding daggers and other toys

Autumn Shirt
Rare Shirt



60

Holiday clothes for that special time of yaarr!

Fancy Light Brown Shorts
Rare Pants



20

Fine Pirate gARRRb!, part of a perfect plundering ensemble

Rawhide Boots
Common Shoes



30

Fine Pirate gARRRb!, part of a perfect plundering ensemble



PotCO - Spanish Conquistador

Error rendering macro 'live-template'

Template named 'Composition1' is not accessible.

Unknown macro: 'use-layout'

Spanish Conquistador


Spanish Conquistador is a matching outfit offered for purchase by the Peddlers on Padres Del Fuego, Cuba, Port Royal, and Tortuga. It is similar to the outfit the boss El Patron wears, and more specifically, the hat and shirt. The Cabaset is similar to a Steel Cabaset you can purchase from a PVP Infamy Reward Merchant. Peddlers offer clothing that will only be available for a limited time, and go are replaced the following month. However, it displays two months at a time, so you can purchase the the items in action the the old ones if you forgot. The name "*Guy Fawkes*" on this outfit's shirt and blouse is most likely a reference to 16th century pirate, Guy Fawkes.



- **Availability:** Not Currently Available
- **Complete Outfit (female):** 5,400 gold.
- **Complete Outfit (male):** 5,000 gold.
- **Previous In-Stock Dates:** May 2011

Female





Male



PotCO - St. Patrick's Day

Error rendering macro 'live-template'

Template named 'Composition1' is not accessible.

Unknown macro: 'use-layout'

St. Patrick's Day

The **St. Patrick's Day Outfit** is a matching outfit offered to Unlimited members for purchase. It was available from the Peddlers on Padres Del Fuego, Port Royal, Tortuga, and Cuba. Peddlers offer clothing that will only be available for a limited time (usually 2 months). Along with this outfit, matching tattoos and green hair dye are also available around St. Patrick's Day. This clothing was only available for one day, which of course was St. Patrick's Day!



- **Available:** During St. Patrick's Day Holiday Event (Not Currently Available)
- **Complete Outfit (Female):** 5,400 gold
- **Complete Outfit (Male):** 5,400 gold



Female



Male



PotCO - The Diplomat

Error rendering macro 'live-template'

Template named 'Composition1' is not accessible.

Unknown macro: 'use-layout'

The Diplomat

The Diplomat is a matching outfit offered for purchase by the Peddlers on the main islands Padres Del Fuego, Cuba, Port Royal, and Tortuga. Peddlers offer clothing that will only be available for a limited time (2 months).

- **Availability:** Not Currently Available
- **Complete Outfit (Female):** 3,000 gold
- **Complete Outfit (Male):** 6,000 gold
- **Previous In-Stock Dates:** November 2011



Female



Male

Diplomat Hat
Common Hat



20

The point of your sword made a very diplomatic arguement for him to give you his hat.

Diplomat Long Coat
Rare Coat



150

The point of your sword made a very diplomatic arguement for him to give you his coat.

Diplomat Breeches
Common Pants



35

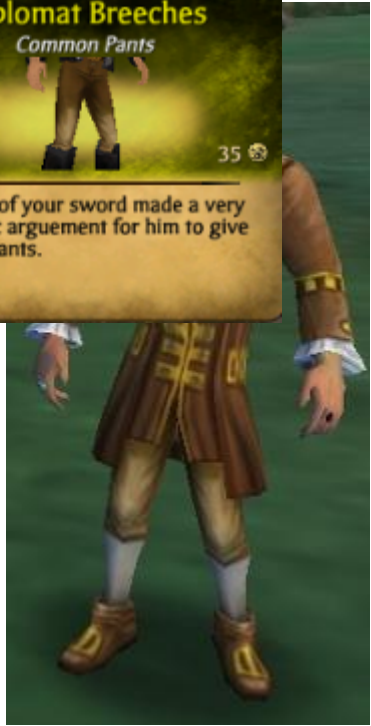
The point of your sword made a very diplomatic arguement for him to give you him pants.

Dipolmat Shoes
Rare Shoes



90

The point of your sword made a very diplomatic arguement for him to give you his shoes.



PotCO - Town Mayor's Outfit

Error rendering macro 'live-template'

Template named 'Composition1' is not accessible.


Unknown macro: 'use-layout'

Town Mayor's Outfit

Town Mayor's Outfit is a matching outfit offered to pirates for purchase by the Peddlers on Padres Del Fuego, Cuba, Port Royal, and Tortuga. Peddlers offer clothing that will only be available for a limited amount of time (2 months). Because of this condition, it is a good idea to buy these outfits as soon as possible.

- **Availability:** Not Currently Available
- **Complete Outfit (Female):** 3,600 Gold
- **Complete Outfit (Male):** 2,900 Gold
- **Previous In-Stock Dates:** February 2011, April 2012



Female	
 <p>Green Purple Skirt Rare Pants 75</p> <p>Fancy Frilly Finery for Frivolous Festivities</p>	 <p>Spring Blouse Rare Shirt 60</p> <p>Holiday clothes for that special time of yaarr!</p>
 <p>Green Stove Hat Common Hat 25</p> <p>Landlubber Wear: 50% Lub, 50% Ber</p>	 <p>Voyager Boots Common Shoes 20</p> <p>Townie clothes... cleaner than any respectable pirate should be</p>
Male	



Green Stove Hat
Common Hat



25

Landlubber Wear: 50% Lub, 50% Ber

Spring Shirt
Rare Shirt



60

Holiday clothes for that special time of yaarr!

Green Silk Trousers
Rare Pants



35

Clothes for the few, the proud, the presumed guilty

Voyager Boots
Common Shoes



30

Fine Pirate gARRRbi, part of a perfect plundering ensemble



PotCO - Treasure Hunter

Error rendering macro 'live-template'

Template named 'Composition1' is not accessible.

Unknown macro: 'use-layout'

Treasure Hunter

Treasure Hunter is an outfit offered for purchase by the Peddlers on Port Royal, Tortuga, Cuba, and Padres Del Fuego. This outfit does not increase the amount or quality of loot by any amount. The hat of this outfit is similar to the Adventurer Straw Hat. The male shorts in this outfit was the only item a Basic Access Member could buy from the Peddlers. Items from this set can additionally be found all-year-round in loot.

- **Availability:** All-Year-Round in Loot. Not Currently Available at Peddler Stands.
- **Complete Outfit (Female):** 2,700 Gold
- **Complete Outfit (Male):** 2,400 Gold
- **Previous In-Stock Dates:** December 2010, December 2011



Female



Male



PotCO - Valentine's Day

Error rendering macro 'live-template'

Template named 'Composition1' is not accessible.

Unknown macro: 'use-layout'




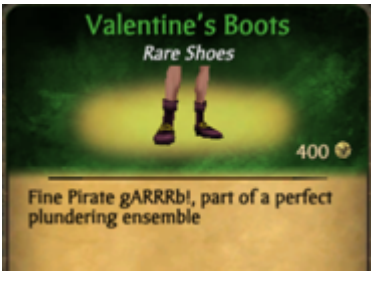
Valentine's Day

Love is in the air all around the Caribbean with this Valentine's Day outfit available from the Peddlers. Peddlers offer clothing that will only be available for a limited time (usually 2 months).

- **Availability:** During Valentine's Day Holiday Event (Not Currently Available)
- **Complete Outfit (Female):** 4,000 Gold
- **Complete Outfit (Male):** 4,600 Gold

Game Note: In previous years, only the Valentine's Shirt was available, and only after completing the Valentine Quest. However, it has now become purchasable from Peddlers as well as through the original quest.



Female	
 <p>Valentine's Hat <i>Rare Hat</i> 45</p> <p>A sensible hat for all weather wear – plus, it keeps your head from sunburn</p>	 <p>Valentine's Day Blouse <i>Rare Shirt</i> 60</p> <p>Holiday clothes for that special time of yaarr!</p>
 <p>Valentine's Skirt <i>Rare Pants</i> 75</p> <p>Fancy Frilly Finery for Frivolous Festivities</p>	 <p>Valentine's Boots <i>Rare Shoes</i> 400</p> <p>Fine Pirate gARRRb!, part of a perfect plundering ensemble</p>
Male	



Valentine's Hat
Rare Hat 45




A sensible hat for all weather wear - plus, it keeps your head from sunburn

Valentine's Shirt
Rare Shirt 60



Holiday clothes for that special time of yaarr!

Valentine's Breeches
Rare Pants 35



Lovingly borrowed, Never returned

Valentine's Boots
Rare Shoes 90



Fine Pirate gARRRb!, part of a perfect plundering ensemble



PotCO - Winter Festival

Error rendering macro 'live-template'

Template named 'Composition1' is not accessible.

Unknown macro: 'use-layout'

Winter Festival

Yo-ho-ho-ho! You and your pirate friends can plunder your way through the holidays in this very festive Christmas ensemble. It is the first complete holiday outfit that pirates were able to purchase from all of the local Peddlers located at Tortuga, Cuba, Port Royal, and Padres Del Fuego. Peddlers offer clothing that will only be available for a limited time (usually 2 months).

- **Available:** During Christmas Holiday Event (Not Currently Available)
- **Complete Outfit (Female):** 4,000 gold
- **Complete Outfit (Male):** 4,600 gold



Female



Male



PvP Clothing

Error rendering macro 'live-template'

Template named 'Composition1' is not accessible.



Unknown macro: 'use-layout'

PotCO - Black Explorer Hat

Error rendering macro 'live-template'

Template named 'Composition1' is not accessible.



Unknown macro: 'use-layout'

Black Explorer Hat

The **Black Exporer Hat** is a common clothing item that functions mostly to protect the pirate's eyes from the bright Caribbean sun. However, it is made from black cloth unlike the original Adventurer Straw Hat.

This hat can only be found at an Infamy merchant and they will only sell it to a pirate with a SvS Infamy rank of Captain (rank 4) or higher.

- **Infamy Rank Required:** SvS Captain
- **Cost:** 1,000 gold + Infamy Rank 4
- **Resale Value:** 50 gold



PotCO - Black Gaucho

Error rendering macro 'live-template'

Template named 'Composition1' is not accessible.



Unknown macro: 'use-layout'

Black Gaucho

The **Black Gaucho** is a common hat, historically worn by the gauchos or cowboys of South America and Mexico. It is only available for purchase from Infamy merchants. It can only be purchased if the buyer is a Captain (rank 4) in SvS Infamy rankings.

- **Infamy Rank Required:** SvS Captain
- **Cost:** 1,000 gold + Infamy Rank 4
- **Resale Value:** 50 pieces of gold.



PotCO - Bronze Cabaset

Error rendering macro 'live-template'

Template named 'Composition1' is not accessible.

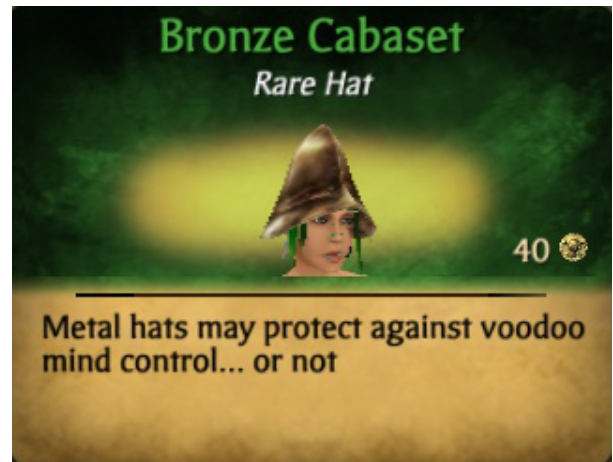
Unknown macro: 'use-layout'

Bronze Cabaset

The **Bronze Cabaset** is a rare hat and is fairly more decorative than the Steel Cabaset. It is only available for purchase from Privateer Merchants.

- **Cost:** 800 Gold + Commander (Level 3)
- **Resale Value:** 40 Gold
- **Infamy Required:** SvS level 3

Note: A Cabaset is a traditional piece of headgear worn by Spanish Conquistadors (also called bongents) including El Patron. Heavier variants functioned as armor.



PotCO - French Tricorne

Error rendering macro 'live-template'

Template named 'Composition1' is not accessible.

Unknown macro: 'use-layout'

French Tricorne

The **French Tricorne** is a rare hat that is a symbol of the French leadership with its feathered plume. It is only available for purchase from the privateer merchants on the privateer islands and Devil's Anvil. It may only be purchased if you are a Commodore in SvS Infamy.

- **Requirement:** SvS Commodore (rank 5)
- **Cost:** 1,200 gold
- **Resale Value:** 60 gold

This is a French hat, which represents the French Captain. It is also the hat worn by Pierre Le Porc himself.



PotCO - Gold Fad Frock Coat

Error rendering macro 'live-template'

Template named 'Composition1' is not accessible.



Unknown macro: 'use-layout'

Gold Fad Frock Coat

The **Gold Fad Frock Coat** is a rare coat that is only available for purchase from PvP Infamy Rewards Merchants for female pirates. It can only be purchased if the buyer is the highest SvS Infamy Rank, an Admiral (Rank 7) in SvS Infamy rankings.

This is the only coat for female pirates that the PvP Infamy Reward Merchants currently have. Earning this rare coat is extremely difficult as Privateering takes time, lots of patience, and skill.

- **Cost:** 1,500 Gold
- **SvS Rank Required:** Privateer (SvS) Admiral (Rank 7, infamy mastered)
- **Resale Value:** 75 Gold



PotCO - Keelhaul Long Coat

Error rendering macro 'live-template'

Template named 'Composition1' is not accessible.



Unknown macro: 'use-layout'

Keelhaul Long Coat

The Keelhaul Long Coat is a very meritable coat that is only available for purchase from PvP Infamy Rewards Merchants that can be found on the two Privateering Islands (Ile D'Etable De Porc and Isla De La Avaricia) or in Barbossa's Grotto which is at Devil's Anvil. It can only be purchased if the buyer is the highest SvS rank, the Admiral Rank 7.

This is the only coat for male pirates that the PVP Infamy Rewards Merchants currently have. Earning this coat is extremely difficult as privateering takes time, patience, and skill.

- **Infamy Rank Required:** SvS Admiral-Rank 7 (Infamy Mastered.)
- **Cost:** 1,500 gold.
- **Resale:** 75 gold.



PotCO - Spanish Ostrich Hat

Error rendering macro 'live-template'

Template named 'Composition1' is not accessible.

Unknown macro: 'use-layout'

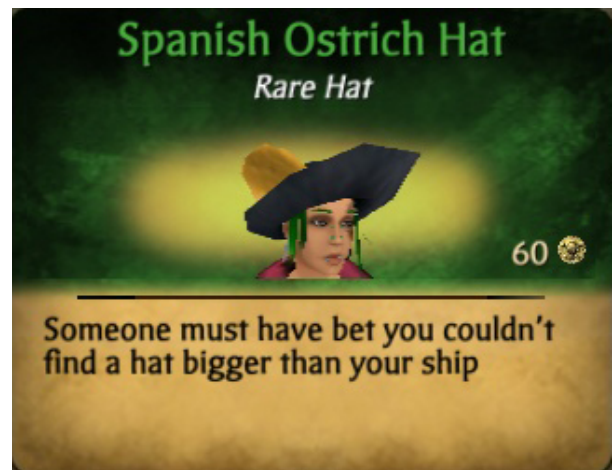
Spanish Ostrich Hat

The **Spanish Ostrich Hat** is a rare clothing item for a somewhat flamboyant pirate. This is a fine hat that represents the Spanish Captain's personality. It can only be purchased from a PvP Infamy Rewards merchant after reaching Rank 6 in SvS Infamy. You can find these merchants at Devil's Anvil, Isla De La Avaricia , and Ile D'Etable De Porc

- **Infamy Rank Required:** SvS Vice Admiral Rank 6
- **Cost:** 1,200 Gold and SvS Infamy Rank 6
- **Resale:** 60 Gold

Game Notes:

- PvP Infamy Reward hats are the same for male and female pirates.
- Captain Garcia de Avaricia and Gypsy Angel O'Bonney wear this hat.
- Before the Infamy update, pirates got a sneak peak of this hat in a POTCO YouTube Video that showcased Unlimited Access.



PotCO - Steel Cabaset

Error rendering macro 'live-template'

Template named 'Composition1' is not accessible.



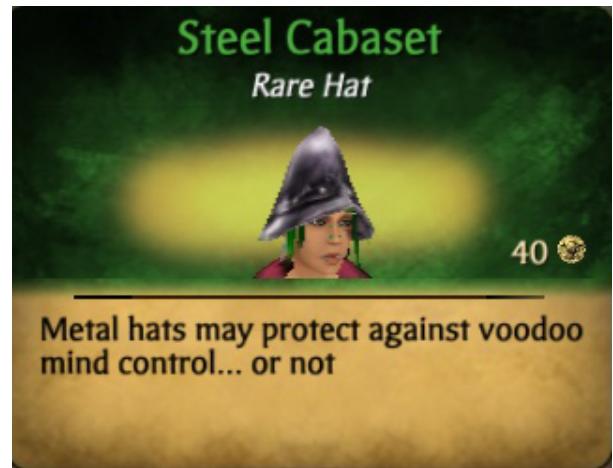
Unknown macro: 'use-layout'

Steel Cabaset

The **Steel Cabaset** is a rare but practical hat. It is only available for purchase from Infamy Merchants.

- **Cost:** 800 Gold + Mariner (Level 1)
- **Resale Value** - 40 Gold
- **Infamy Required** - SvS Level 1

Note: A Cabaset is a traditional piece of headgear worn by Spanish Conquistadors and El Patron. Many a Undead Spanish Conquistadors can be seen still wearing theirs. Heavier variants are functioned as armor.



PotCO - Steel Conquistador

Error rendering macro 'live-template'

Template named 'Composition1' is not accessible.



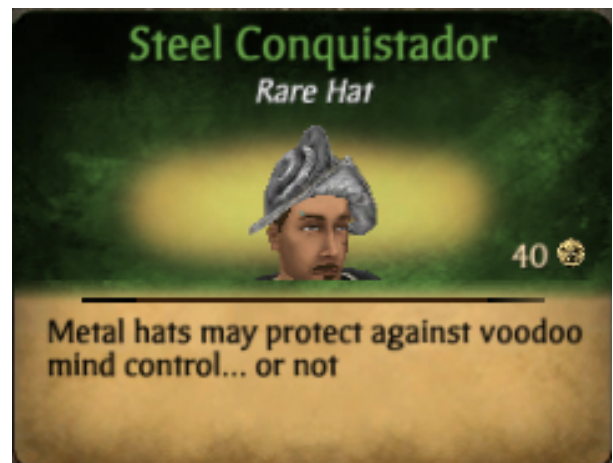
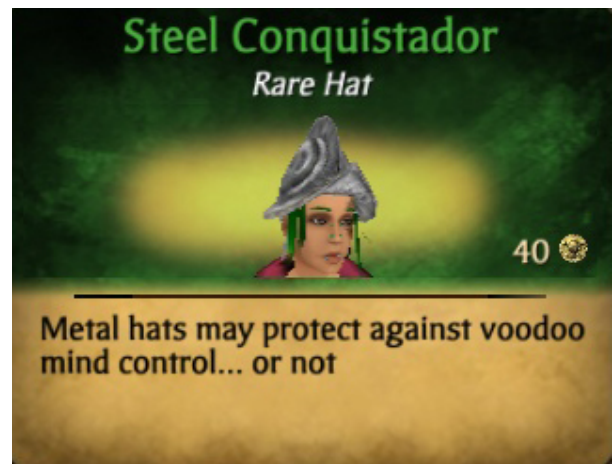
Unknown macro: 'use-layout'

Steel Conquistador

The **Steel Conquistador** is a rare hat that is only available for purchase at the PvP Infamy Rewards Merchants.

Note: Available only for SvS ranking

- Requirement - Privateer Rank 2 (Lieutenant)
- Cost: 800 gold
- Resale value: 40 gold



Quest Clothing

Error rendering macro 'live-template'

Template named 'Composition1' is not accessible.



Unknown macro: 'use-layout'

Barbossa's Outfit

Unknown macro: 'use-layout'

Error rendering macro 'live-template'

Template named 'Composition1' is not accessible.

Barbossa's Outfit

Adoria's Family is an outfit available for unlock by completing the Adoria's Family Quest for Adoria Dolores, one of the Tailors on Padres Del Fuego. Pieces of the outfit are given to the player throughout the quest. Once you sell an item from this set, you cannot get it back.

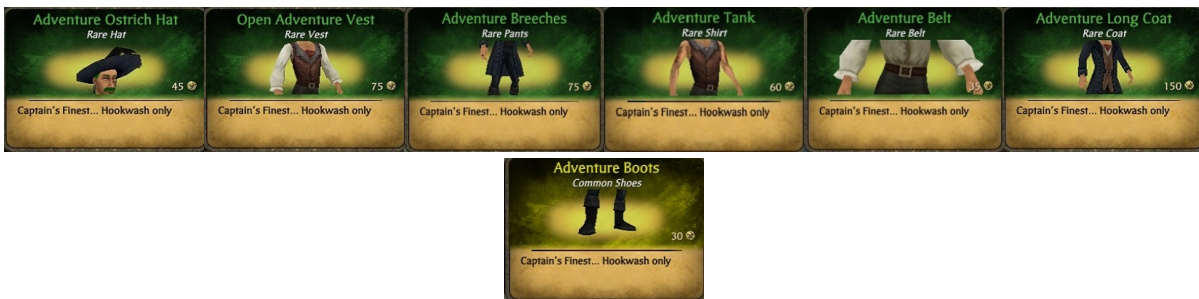
- **Obtainable By:** Completing [Adoria's Family](#) Quest
- **Complete Outfit Resale Value (Female):** 360 Gold
- **Complete Outfit Resale Value (Male):** 425 Gold



Female



Male



Clothing Fit For a Pirate Outfit

Unknown macro: 'use-layout'

Error rendering macro 'live-template'

Template named 'Composition1' is not accessible.

Clothing Fit For a Pirate Outfit

Clothing Fit for a Pirate is an outfit available for unlock by completing the Clothing Fit for a Pirate Quest for Amelia Sunfellow and Isaiah Callecutter, the Tailors on Tortuga. Pieces of the outfit are given to the player throughout the quest. Once you sell an item from this set, you cannot get it back.

- **Obtainable By:** Completing [Clothing Fit for a Pirate](#) Quest
- **Complete Outfit Resale Value (Female):** 180 Gold
- **Complete Outfit Resale Value (Male):** 205 Gold



Female



Male



Magenta Ostrich Hat

Error rendering macro 'live-template'

Template named 'Composition1' is not accessible.

Unknown macro: 'use-layout'

Magenta Ostrich Hat

The **Magenta Ostrich Hat** is a unique hat that can only be obtained during the Raven's Cove Story Quest (available at notoriety level 30) by earning the bonus quest playing Undead Poker for the friendly Clubheart ghosts. Once you sell this hard-earned hat, there is no way of getting it back.

It requires a very difficult task, winning 5,000 gold in Undead Poker without dying, which can be challenging for some. When you are playing, you are playing undead enemies that you can fight in the game. If you finish the quest without doing this extra, you will not be able to go back and get it.

Game Tip: You should get a friend to heal you while you are playing Undead Poker so you don't die! (Make sure he/she attunes you **before** sitting down or it won't work)

Game Note: This hat is for male pirates only. The Purple Cavalry Hat is the bonus quest item for females.

- This hat was once available to be found in loot, but was removed when Raven's Cove was added to the game.



Pirate Life Outfit

Unknown macro: 'use-layout'

Error rendering macro 'live-template'

Template named 'Composition1' is not accessible.

Pirate Life Outfit

Pirate Life is an outfit available for unlock by completing the Pirate Life Quest for Nathaniel Truehound, the Tailor on Port Royal. Pieces of the outfit are given to the player throughout the quest. Once you sell an item from this set, you cannot get it back.

- **Obtainable By:** Completing [Pirate Life](#) Quest
- **Complete Outfit Resale Value (Female):** 107 Gold
- **Complete Outfit Resale Value (Male):** 117 Gold



Female



Male



Purple Cavalry Hat

Error rendering macro 'live-template'

Template named 'Composition1' is not accessible.

Unknown macro: 'use-layout'

Purple Cavalry Hat

The **Purple Cavalry Hat** is a very unique hat. It can only be obtained during the Raven's Cove Story Quest (available at Notoriety level 30) by earning the bonus quest playing Undead Poker for the friendly Clubheart ghosts. Once you sell this hard-earned hat, there is no chance of you being able to get it back. It requires a very hard task, winning 5000 Gold in Undead Poker - for some it can be extremely challenging.

Game Tip: You can get a friend to heal you while playing Undead Poker so you don't die (make sure you do it before sitting down or they may not be able to attune you).

Bonus Quest: Win 5000 gold in Undead Poker.

Game Note: This is for female pirates only. The Magenta Ostrich Hat is the bonus quest item for males.



Redeem Code

Error rendering macro 'live-template'

Template named 'Composition1' is not accessible.



Unknown macro: 'use-layout'

PotCO - Black Buccaneer Hat

Error rendering macro 'live-template'

Template named 'Composition1' is not accessible.

Unknown macro: 'use-layout'

Black Buccaneer Hat

This item has been discontinued from Pirates Online. Some pirates may have this item in their inventory, but players without it will not be able to obtain it.

As part of an Free Unlimited Access promotion, the hat is a black tricorne Unlimited access members only were offered a special **Black Buccaneer Hat**. This hat was obtainable through the redeem code of "blackhat". The hat isn't really black though, it's more of a purple color. It has a feather that sticks out of the back and a Skull and Crossbones on the front. The resale value is only 27 gold pieces.

Note: The code for this hat is no longer redeemable.

Game Note

- This hat is similar to the hat the Peddlers wear, the Rose Buccaneer Hat, and the Scoundrel Hat.



PotCO - Scoundrel Hat

Error rendering macro 'live-template'

Template named 'Composition1' is not accessible.



Unknown macro: 'use-layout'

Scoundrel Hat

The Scoundrel Hat is a crude hat that is redeemable by using the code "**Scoundrel**". You could obtain the code by talking to Rosetta Zimm, who has now disappeared. It is similar the to the Black Buccaneer Hat and the Rose Buccaneer Hat. The resale value is only 27 gold pieces. Both unlimited and basic access members can wear this hat.

Game Notes:

- Once you sell or trash it, there is no way of getting it back.
- The code was once expired, but is now reusable as of 7-24-2012.



Special Occasion

Error rendering macro 'live-template'

Template named 'Composition1' is not accessible.



Unknown macro: 'use-layout'

PotCO - Crossbones Bandana

Error rendering macro 'live-template'

Template named 'Composition1' is not accessible.



Unknown macro: 'use-layout'

Crossbones Bandana

This item has been discontinued from Pirates Online. Some pirates may have this item in their inventory, but players without it will not be able to obtain it.

The **Crossbones Bandana**, a.k.a "Black Skull Bandana," was free for unlimited access members in 2009 during the Founder's Feast event.

- Resale Value: 20 gold



PotCO - Loyalty Bandana

Error rendering macro 'live-template'

Template named 'Composition1' is not accessible.



Unknown macro: 'use-layout'

Loyalty Bandana

This item has been discontinued from Pirates Online. Some pirates may have this item in their inventory, but players without it will not be able to obtain it.

The **Loyalty Bandana** was free for unlimited access members from November 27, 2008 to December 7, 2008.

- Resale Value: 20 gold.

Game Note

Before the El Patron's Weapon expansion, this hat was known as the "Gold Skull Bandana." It is somewhat rare for players to still have.



Tailor Clothing

Error rendering macro 'live-template'

Template named 'Composition1' is not accessible.



Unknown macro: 'use-layout'

PotCO - 44 Dubloon Breeches

Error rendering macro 'live-template'

Template named 'Composition1' is not accessible.

Unknown macro: 'use-layout'

44 Dubloon Breeches

44 Dubloon Breeches are rare tight men's breeches. They can only be worn by Unlimited Access Members. They are only available from Adoria Dolores from her tailor shop, Dolores Tailoring Shoppe.

- Store price: 1,500 gold
- Resale Price: 75 gold



PotCO - Admiral Hat

Error rendering macro 'live-template'

Template named 'Composition1' is not accessible.

Unknown macro: 'use-layout'

Admiral Hat

The **Admiral Hat** is a common men's hat. They can only be worn by Unlimited Access Members. They are only available from Adoria Dolores's tailor shop, Dolores Tailoring Shoppe, and in loot. It is a popular hat among EITC and Royal Navy roleplaying members of the game.

- Store Price: 400 Gold
- Resale Price: 20 Gold

*To see a full list of all the hats available for male pirates, [click here](#).



PotCO - Arabian Trousers

Error rendering macro 'live-template'

Template named 'Composition1' is not accessible.



Unknown macro: 'use-layout'

Arabian Trousers

Arabian Trousers are a blue/green men's clothing item that can only be found in the Cuban Tailor Shop, Pugpratt's Tailoring owned by Tobias Pugpratt and loot drops! They can only be worn by Unlimited Access Members.

- Cost: 700 gold
- Resale Value: 35 gold



PotCO - Band Vest

Error rendering macro 'live-template'

Template named 'Composition1' is not accessible.

Unknown macro: 'use-layout'

Band Vest

Band Vests are Common women's vests. They can be worn by Unlimited Access Members only. They can be bought from Dolores Tailoring Shoppe or Blanca's Tailor Shop on Padres Del Fuego.

- Cost: 700 Gold
- Resale price: 40 Gold



PotCO - Belted Vest

Error rendering macro 'live-template'

Template named 'Composition1' is not accessible.



Unknown macro: 'use-layout'

Belted Vest

Belted Vests are crude male pirate vests which are worn open. They can be worn by all pirates. They are also able to be looted or can be bought from Truehound's Tailor Shop in Port Royal.

- Store price: 700 gold
- Resale price: 35 gold



PotCO - Blue Band

Error rendering macro 'live-template'

Template named 'Composition1' is not accessible.

Unknown macro: 'use-layout'

Blue Band

The **Blue Band** is a common men's hat. They can only be worn by Unlimited Access Members. They are only available from Tobias Pugpratt, Adoria Dolores, and Isaiah Callecutter from their respective tailor shops, Pugpratt's Tailoring on Cuba, Dolores Tailoring Shoppe on Padres Del Fuego, and Callecutter's Tailor Shoppe on Tortuga.

- Store price: 400 gold
- Resale Price: 20 gold



PotCO - Blue Bandana

Error rendering macro 'live-template'

Template named 'Composition1' is not accessible.

Unknown macro: 'use-layout'

Blue Bandana

Blue Bandanas are Common men's hats. They can only be worn by Unlimited Access members. They are also able to be looted or can be bought from Dolores Tailoring Shoppe on Padres Del Fuego or Callecutter's Tailor Shoppe on Tortuga.

- Store price: 400 gold
- Resale price: 20 gold



PotCO - Boarding Blouse

Error rendering macro 'live-template'

Template named 'Composition1' is not accessible.

Unknown macro: 'use-layout'

Boarding Blouse

Boarding Blouse is a common female shirt. It can be worn only by Unlimited Access members. It can also be looted or can be bought from Truehound's Tailor Shop on Port Royal, or Bianca's Tailor Shoppe on Las Pulgas.

- Store price: 200 gold
- Resale price: 10 gold



PotCO - Bouncer's Jacket

Error rendering macro 'live-template'

Template named 'Composition1' is not accessible.

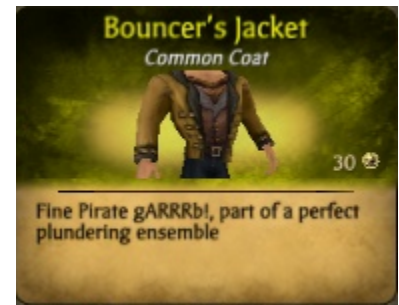


Unknown macro: 'use-layout'

Bouncer's Jacket

Bouncer's Jackets are Common men's coats, that can only be worn by Unlimited Access members. These coats can be found at Tailor Shops on Padres Del Fuego, Cuba, and Tortuga.

- Store Price: 600 gold
- Resale Price: 30 gold



PotCO - Box Belt

Error rendering macro 'live-template'

Template named 'Composition1' is not accessible.

 Unknown macro: 'use-layout'

Box Belt

A **Box Belt** is a crude male belt. They can be worn by both Basic Access and Unlimited Access members. They are also able to be looted or can be bought from Truehound's Tailor Shop on Port Royal.

- Store price: 150 gold
- Resale price: 7 gold



PotCO - Brown Cavalry Hat

Error rendering macro 'live-template'

Template named 'Composition1' is not accessible.



Unknown macro: 'use-layout'

Brown Cavalry Hat

The **Brown Cavalry Hat** is a common women's hat. They can only be worn by Unlimited Access Members. They are only available from Adoria Dolores, Blanca Cruz, and Nathaniel Truehound in their respective tailor shops, Dolores Tailoring Shoppe and Blanca's Tailor Shop on Padres Del Fuego. And Truehound's Tailor Shop on Port Royal. It bears a strong resemblance to the Purple Cavalry Hat, Travelers Cavalry Hat, and Adventure Cavalry Hat.

- Store Price: 600 gold
- Resale Price: 30 gold

PotCO - Brown Stripe Coat

Error rendering macro 'live-template'

Template named 'Composition1' is not accessible.



Unknown macro: 'use-layout'

Brown Stripe Coat

Brown Stripe Coats are Common men's coats, that can only be worn by Unlimited Access members. These coats can be found at Tail or Shops in Padres Del Fuego, Cuba, and Tortuga.

- Store Price: 600 gold
- Resale Price: 30 gold



PotCO - Bucket Boots

Error rendering macro 'live-template'

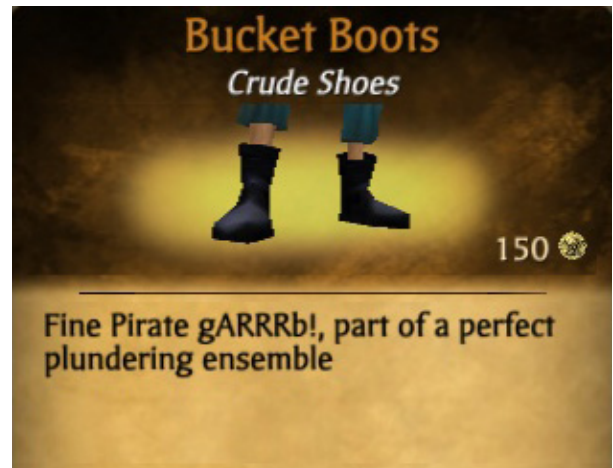
Template named 'Composition1' is not accessible.

Unknown macro: 'use-layout'

Bucket Boots

Bucket Boots are Crude men's shoes. They can be worn by both Basic Access and Unlimited Access members. They are also able to be looted or can be bought from Truehound's Tailor Shop on Port Royal or Dolores Tailoring Shoppe on Padres Del Fuego.

- Store price: 150 gold
- Resale price: gold



PotCO - Buckle Boots

Error rendering macro 'live-template'

Template named 'Composition1' is not accessible.

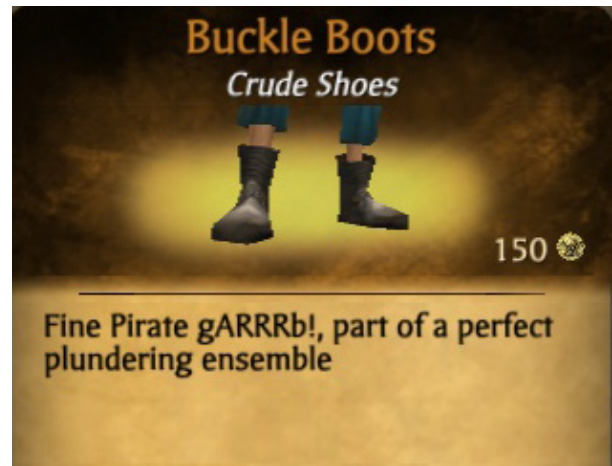


Unknown macro: 'use-layout'

Buckle Boots

Buckle Boots are Crude men's shoes. They can be worn by both Basic Access and Unlimited Access members. They are also able to be looted or can be bought from Truehound's Tailor Shop on Port Royal, Callecutter's Tailor Shoppe on Tortuga, or Pugpratt's Tailoring on Cuba.

- Store price: 150 gold
- Resale price: gold



PotCO - Buckled Sash

Error rendering macro 'live-template'

Template named 'Composition1' is not accessible.

Unknown macro: 'use-layout'

Buckled Sash

A **Buckled Sash** is a common male belt. It can be worn by Unlimited Access members only. It is also able to be looted or can be bought from Truehound's Tailor Shop on Port Royal, Callecutter's Tailor Shoppe on Tortuga, and Pugpratt's Tailoring on Cuba.

- Store price: 300 gold
- Resale price: 15 gold



PotCO - Buckle Short Boots

Error rendering macro 'live-template'

Template named 'Composition1' is not accessible.

 Unknown macro: 'use-layout'

Buckle Short Boots

Buckle Short Boots are Crude women's shoes. They can be worn by both Basic Access and Unlimited Access members. They are also able to be looted or can be bought from Truehound's Tailor Shop on Port Royal or Callecutter's Tailor Shoppe on Tortuga.

- Store price: 150 gold.
- Resale price: 7 gold.



PotCO - Burlap Blouse

Error rendering macro 'live-template'

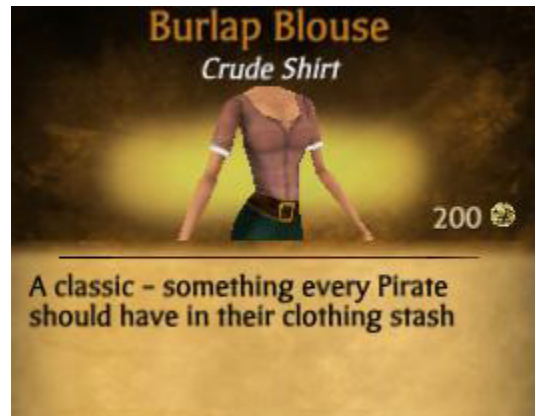
Template named 'Composition1' is not accessible.

Unknown macro: 'use-layout'

Burlap Blouse

Burlap Blouse is a crude female shirt. It can be worn by both Unlimited Access and Basic Access. It can also be looted or can be bought from Truehound's Tailor Shop on Port Royal.

- Store price: 200 Gold
- Resale price: 10 Gold



PotCO - Buttoned Breeches

Error rendering macro 'live-template'

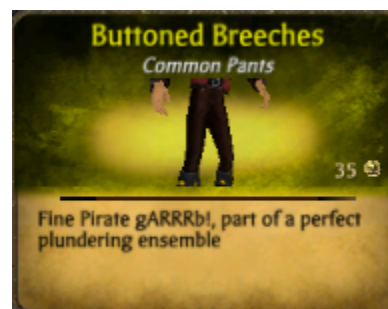
Template named 'Composition1' is not accessible.

Unknown macro: 'use-layout'

Buttoned Breeches

Buttoned Breeches are common tight men's pants. They can only be worn by Unlimited Access Members. They are only available from Isaiah Callecutter and Seamstress Anne from their respective tailor shops, Callecutter's Tailor Shoppe and Seamstress Anne's Shop on Tortuga. They resemble the 44 Doubloon Breeches sold on Padres Del Fuego.

- Store price: 700 Gold
- Resale Price: 35 Gold



PotCO - Buttoned Vest

Error rendering macro 'live-template'

Template named 'Composition1' is not accessible.

Unknown macro: 'use-layout'

Buttoned Vest

Buttoned Vests are Crude women's vests. They can be worn by both Basic Access and Unlimited Access Members. They can be bought from Truehound's Tailor Shop on Port Royal.

- Store price: 300 gold
- Resale price: 5 gold



PotCO - Candybox Skirt

Error rendering macro 'live-template'

Template named 'Composition1' is not accessible.

Unknown macro: 'use-layout'

Candybox Skirt

Candybox Skirts are Rare women's pants that can only be worn by Unlimited Access members.

These pants can be found at Tailor Shops on Tortuga.

- Store Price: 1,500 Gold
- Resale Price: Gold

Game Note

This skirt is required as part of the Raven's Cove Quest. Female pirates must dress up as Sadie Clubheart as part of the quest.



PotCO - Candystripe Capris

Error rendering macro 'live-template'

Template named 'Composition1' is not accessible.

Unknown macro: 'use-layout'

Candystripe Capris

Candystripe Capris are Common women's pants that can only be worn by Unlimited Access members. These pants can be found at Tailor Shops on Tortuga and Port Royal.

- Store Price: 700 gold
- Resale Price: 35 gold



PotCO - Carpenter Vest

Error rendering macro 'live-template'

Template named 'Composition1' is not accessible.

Unknown macro: 'use-layout'

Carpenter Vest

Carpenter Vests are Common men's vests which are worn closed. They can only be worn by Unlimited Access members. They are also able to be looted or can be bought from Callecutter's Tailor Shoppe on Tortuga, or Pugpratt's Tailoring on Cuba.

- Store price: 700 gold
- Resale price: 35 gold



PotCO - Castle Boots

Error rendering macro 'live-template'

Template named 'Composition1' is not accessible.



Unknown macro: 'use-layout'

Castle Boots

Castle Boots are Common women's shoes. They can only be worn by Unlimited Access members. They are also able to be looted or can be bought from Truehound's Tailor Shop on Port Royal or Pugpratt's Tailoring on Cuba.

- Store price: 600 Gold
- Resale price: Gold



PotCO - Casual Capris

Error rendering macro 'live-template'

Template named 'Composition1' is not accessible.



Unknown macro: 'use-layout'

Casual Capris

Casual Capris are Common women's pants that can only be worn by Unlimited Access members. These pants can be found at the Tailor Shop on Tortuga.

- Store Price: 700 gold
- Resale Price: 35 gold



PotCO - Celtic Tall Boots

Error rendering macro 'live-template'

Template named 'Composition1' is not accessible.

Unknown macro: 'use-layout'

Celtic Tall Boots

Buckle Short Boots are Common women's shoes. They can only be worn by Unlimited Access members. They are also able to be looted or can be bought from Truehound's Tailor Shop on Port Royal, Dolores Tailoring Shoppe or Blanca's Tailor Shop on Padres Del Fuego.

- Store price: 800 gold
- Resale price: 40 gold



PotCO - Celtic Trousers

Error rendering macro 'live-template'

Template named 'Composition1' is not accessible.

Unknown macro: 'use-layout'

Celtic Trousers

Celtic Trousers are common loose men's pants. They can only be worn by Unlimited Access Members. They are only available from Isaiah Callecutter, Seamstress Anne, and Nathaniel Truehound from their respective tailor shops, Callecutter's Tailor Shoppe and Seamstress Anne's Shop on Tortuga and Truehound's Tailor Shop on Port Royal. They resemble the Denim Trousers sold on Padres Del Fuego and Port Royal.

- Store price: 700 gold
- Resale Price: 35 gold



PotCO - Checker Coat

Error rendering macro 'live-template'

Template named 'Composition1' is not accessible.



Unknown macro: 'use-layout'

Checker Coat

Checker Coats are Common men's coats, that can only be worn by Unlimited Access members. These coats can be found at Tailor Shops in Padres Del Fuego, Cuba, and Tortuga.

- Store Price: 600 Gold
- Resale Price: 30 Gold



PotCO - City Vest

Error rendering macro 'live-template'

Template named 'Composition1' is not accessible.



Unknown macro: 'use-layout'

City Vest

City Vests are Common women's vests. They can be worn by Unlimited Access Members only. They can be bought from Tobias Pugpratt in Pugpratt's Tailoring on Cuba.

- Store price: 700 gold
- Resale price: 40 gold



PotCO - Clopper Ankle Boots

Error rendering macro 'live-template'

Template named 'Composition1' is not accessible.

Unknown macro: 'use-layout'

Clopper Ankle Boots

Clopper Ankle Boots are Crude women's shoes. They can be worn by both Basic Access and Unlimited Access members. They are also able to be looted or can be bought from Truehound's Tailor Shop on Port Royal.

- Store price: 150 gold.
- Resale price: 7 gold.



PotCO - Clover Vest

Error rendering macro 'live-template'

Template named 'Composition1' is not accessible.

 Unknown macro: 'use-layout'

Clover Vest

Clover Vests are Common women's vests. They can be worn by Unlimited Access Members only. They can be bought from Adoria Dolores in Dolores Tailoring Shoppe and Blanca Cruz in Blanca's Tailor Shop on Padres Del Fuego.

- Store price: 700 gold
- Resale price: 40 gold



PotCO - Comfy Boots

Error rendering macro 'live-template'

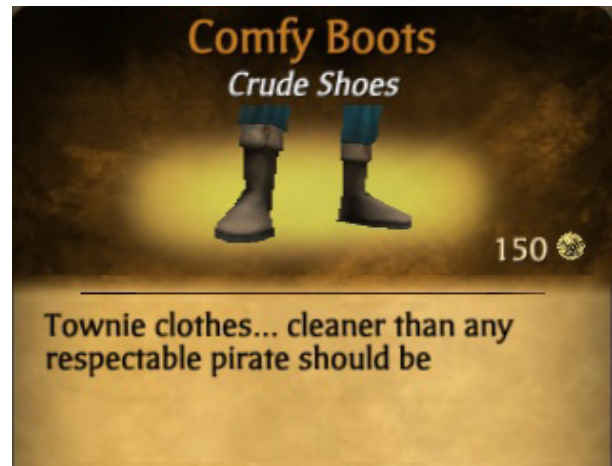
Template named 'Composition1' is not accessible.

 Unknown macro: 'use-layout'

Comfy Boots

Comfy Boots are Crude men's shoes. They can be worn by both Basic Access and Unlimited Access members. They are also able to be looted or can be bought from Truehound's Tailor Shop on Port Royal. These boots are also available while customizing your character at the beginning of the game.

- Store price: 150 gold
- Resale price: gold



PotCO - Corseted Vest

Error rendering macro 'live-template'

Template named 'Composition1' is not accessible.

Unknown macro: 'use-layout'

Corseted Vest

Corseted Vests are Common women's vests. They can be worn by Unlimited Access Members only. They can be bought from Isaiah Callecutter in Callecutter's Tailor Shoppe and Seamstress Anne in Seamstress Anne's Shop on Tortuga.

- Store price: 700 gold
- Resale price: 40 gold



PotCO - Countess Vest

Error rendering macro 'live-template'

Template named 'Composition1' is not accessible.

Unknown macro: 'use-layout'

Countess Vest

Countess Vests are Rare women's vests. They can be worn by Unlimited Access Members only. They can be bought from Isaiah Callecutter in Callecutter's Tailor Shoppe and Seamstress Anne in Seamstress Anne's Shop on Tortuga.

- Store price: 1,500 gold
- Resale price: 75 gold



PotCO - Country Vest

Error rendering macro 'live-template'

Template named 'Composition1' is not accessible.

 Unknown macro: 'use-layout'

Country Vest

Country Vests are Common women's vests. They can be worn by Unlimited Access Members only. They can be bought from Tobias Pugpratt in Pugpratt's Tailoring on Cuba.

- Store price: 700 gold
- Resale price: 40 gold



PotCO - Court Capris

Error rendering macro 'live-template'

Template named 'Composition1' is not accessible.

Unknown macro: 'use-layout'

Court Capris

Court Capris are Common women's pants that can only be worn by Unlimited Access members. These pants can be found at the Tailor Shop on Cuba.

- Store Price: 700 gold
- Resale Price: 35 gold



PotCO - Court Vest

Error rendering macro 'live-template'

Template named 'Composition1' is not accessible.



Unknown macro: 'use-layout'

Court Vest

Court Vests are Common women's vests. They can be worn by Unlimited Access Members only. They can be bought from Tobias Pugpratt in Pugpratt's Tailoring on Cuba.

- Store price: 700 gold
- Resale price: 40 gold



PotCO - Crew Tank

Error rendering macro 'live-template'

Template named 'Composition1' is not accessible.

 Unknown macro: 'use-layout'

Crew Tank

A **Crew Tank** is a crude men's tank. It can be worn by both Basic Access and Unlimited Access. They are also able to be looted or can be bought from Truehound's Tailor Shop on Port Royal, or Dolores Tailoring Shoppe on Padres Del Fuego.

- Store Price: 200 gold
- Resale Price: 10 gold



PotCO - Crocodile Frock Coat

Error rendering macro 'live-template'

Template named 'Composition1' is not accessible.



Unknown macro: 'use-layout'

Crocodile Frock Coat

Crocodile Frock Coats are Common women's coats, that can only be worn by Unlimited Access members. These coats can be found at Tailor Shops on Port Royal, Cuba, and Tortuga.

- Store Price: 1,000 gold
- Resale Price: gold



PotCO - Dark Cloud Blouse

Error rendering macro 'live-template'

Template named 'Composition1' is not accessible.



Unknown macro: 'use-layout'

Dark Cloud Blouse

Dark Cloud Blouse is a common female shirt. It can only be worn by Unlimited Access members. It can also be looted or can be bought from Truehound's Tailor Shop on Port Royal, or Pugpratt's Tailoring on Cuba.

- Store Price: 200 Gold
- Resale Price: 10 Gold



PotCO - Darkheart Long Coat

Error rendering macro 'live-template'

Template named 'Composition1' is not accessible.



Unknown macro: 'use-layout'

Darkheart Long Coat

Darkheart Long Coats are Rare men's coats, that can only be worn by Unlimited Access members. These coats can be found at Tailor Shops on Padres Del Fuego, Cuba, and Tortuga. They can also be found in loot .

- Store Price: 1,500 gold
- Resale Price: 150 gold



PotCO - Darkness Vest

Error rendering macro 'live-template'

Template named 'Composition1' is not accessible.

Unknown macro: 'use-layout'

Darkness Vest

Darkness Vests are Common women's vests. They can be worn by Unlimited Access Members only. They can be bought from Adoria Dolores in Dolores Tailoring Shoppe or Blanca Cruz in Blanca's Tailor Shop on Padres Del Fuego.

- Store price: 700 gold
- Resale price: 40 gold



PotCO - Dark Water Blouse

Error rendering macro 'live-template'

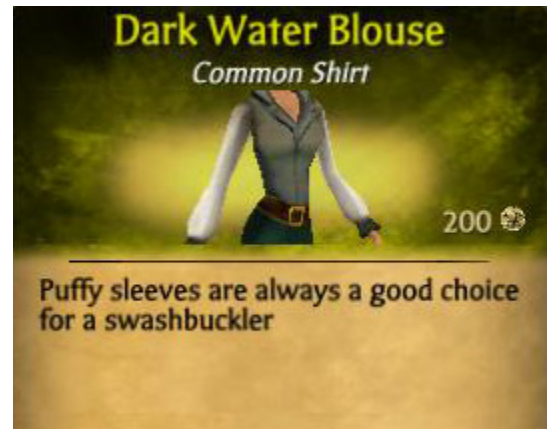
Template named 'Composition1' is not accessible.

 Unknown macro: 'use-layout'

Dark Water Blouse

Dark Water Blouse is a common female shirt. It can be worn only by Unlimited Access members. It can also be looted or can be bought from Truehound's Tailor Shop on Port Royal, or Blanca's Tailor Shoppe on Las Pulgas.

- Store price: 200 Gold
- Resale price: 10 Gold



PotCO - Day Dream Blouse

Error rendering macro 'live-template'

Template named 'Composition1' is not accessible.



Unknown macro: 'use-layout'

Day Dream Blouse

Day Dream Blouse is a rare female shirt. It can be worn only by Unlimited Access members. It can also be looted or can be bought from Truehound's Tailor Shop on Port Royal, or Blanca's Tailor Shoppe on Las Pulgas.

- Store price: 1200 gold
- Resale price: 60 gold

PotCO - Deck Slapper Boots

Error rendering macro 'live-template'

Template named 'Composition1' is not accessible.

Unknown macro: 'use-layout'

Deck Slapper Boots

Deck Slapper Boots are Crude women's shoes. They can be worn by both Basic Access and Unlimited Access members. They are also able to be looted or can be bought from Truehound's Tailor Shop on Port Royal.

- Store price: 400 gold.
- Resale price: 20 gold.



PotCO - Deck Vest

Error rendering macro 'live-template'

Template named 'Composition1' is not accessible.

Unknown macro: 'use-layout'

Deck Vest

Deck Vests are Common women's vests. They can be worn by Unlimited Access Members only. They can be bought from Nathaniel Truehound in Truehound's Tailor Shop on Port Royal.

- Store price: 700 gold
- Resale price: 40 gold



PotCO - Deer Skin Ankle Boots

Error rendering macro 'live-template'

Template named 'Composition1' is not accessible.



Unknown macro: 'use-layout'

Deer Skin Ankle Boots

Deer Skin Ankle Boots are Crude women's shoes. They can be worn by both Basic Access and Unlimited Access members. They are also able to be looted or can be bought from Truehound's Tailor Shop on Port Royal.

- Store price: 150 gold.
- Resale price: 7 gold.



PotCO - Deer Skin Tall Boots

Error rendering macro 'live-template'

Template named 'Composition1' is not accessible.

Unknown macro: 'use-layout'

Deer Skin Tall Boots

Deer Skin Tall Boots are Common women's shoes. They can only be worn by Unlimited Access members. They are also able to be looted or can be bought from Truehound's Tailor Shop on Port Royal, Dolores Tailoring Shoppe or Blanca's Tailor Shop on Padres Del Fuego.

- Store price: 150 gold
- Resale price: 40 gold



PotCO - Denim Highwaters

Error rendering macro 'live-template'

Template named 'Composition1' is not accessible.

Unknown macro: 'use-layout'

Denim Highwaters

Demin Highwaters are crude tight men's pants. They can be worn by both Basic and Unlimited Access Members. They are only available from Isaiah Callecutter, Seamstress Anne, and Nathaniel Truehound from their respective tailor shops, Callecutter's Tailor Shoppe and Seamstress Anne's Shop on Tortuga and Truehound's Tailor Shop on Port Royal.

- Store price: 300 Gold
- Resale Price: 15 Gold



PotCO - Denim Skirt

Error rendering macro 'live-template'

Template named 'Composition1' is not accessible.

Unknown macro: 'use-layout'

Denim Skirt

Denim Skirts are Crude women's pants that can be worn by both Basic Access and Unlimited Access members. These pants can be found at Tailor Shops on Port Royal and Padres Del Fuego

- Store Price: 300 gold
- Resale Price: 15 gold



PotCO - Denim Skullsnap Trousers

Error rendering macro 'live-template'

Template named 'Composition1' is not accessible.



Unknown macro: 'use-layout'

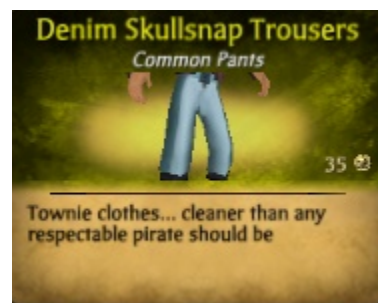
Denim Skullsnap Trousers

Denim Skullsnap Trousers are common loose men's pants. They can only be worn by Unlimited Access Members.

They are available from Tobias Pugpratt and Nathaniel Truehound from their respective tailor shops, Pugpratt's Tailoring and Truehound's Tailor Shop on Port Royal.

They resemble the Faded Skullsnap Trousers and Kaki Skullsnap Trousers.

- Store price: 700 Gold
- Resale Price: 35 Gold



PotCO - Denim Trousers

Error rendering macro 'live-template'

Template named 'Composition1' is not accessible.

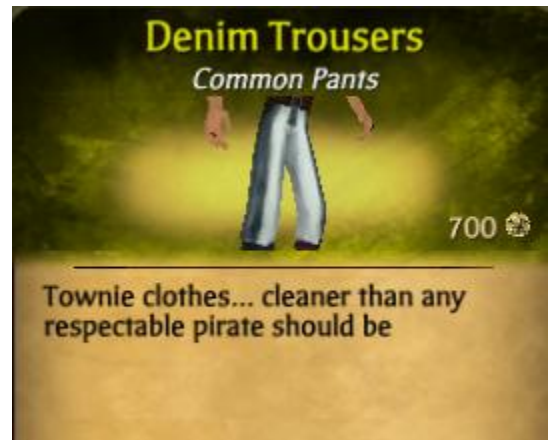


Unknown macro: 'use-layout'

Denim Trousers

Denim Trousers are common loose men's pants. They can only be worn by Unlimited Access Members. They are only available from Adoria Dolores, Blanca Cruz, and Nathaniel Truehound from their respective tailor shops, Dolores Tailoring Shoppe and Blanca's Tailor Shop on Padres Del Fuego and Truehound's Tailor Shop on Port Royal. They resemble the Celtic Trousers sold on Tortuga and Port Royal.

- Store price: 700 Gold
- Resale Price: 35 Gold



PotCO - Dinghy Hat

Error rendering macro 'live-template'

Template named 'Composition1' is not accessible.

Unknown macro: 'use-layout'

Dinghy Hat

The **Dinghy Hat** is a common women's hat. They can only be worn by Unlimited Access Members. They are only available from Isaiah Callecutter, Seamstress Anne, Nathaniel Truehound, and Tobias Pugpratt in their respective tailor shops, Truehound's Tailor Shop and Seamstress Anne's Shop on Tortuga, Truehound's Tailor Shop on Port Royal, and Pugpratt's Tailoring on Cuba. It bears a resemblance to the High Wing Hat for men.

- Store Price: 600 gold
- Resale Price: 30 gold



PotCO - Dingy Blouse

Error rendering macro 'live-template'

Template named 'Composition1' is not accessible.

Unknown macro: 'use-layout'

Dingy Blouse

Dingy Blouse is a crude female shirt. It can be worn by both Unlimited Access members and Basic Access members. It can also be looted or can be bought from Truehound's Tailor Shop on Port Royal.

- Store price: 200 gold
- Resale price: 10 gold



PotCO - Dingy Long Coat

Error rendering macro 'live-template'

Template named 'Composition1' is not accessible.

Unknown macro: 'use-layout'

Dingy Long Coat

Dingy Long Coats are Common men's coats, that can only be worn by Unlimited Access members. These coats can be found at Tailor Shops on Padres Del Fuego, Cuba, Port Royal, and Tortuga.

- Store Price: 1,000 gold
- Resale Price: 50 gold



PotCO - Dingy Puff Blouse

Error rendering macro 'live-template'

Template named 'Composition1' is not accessible.

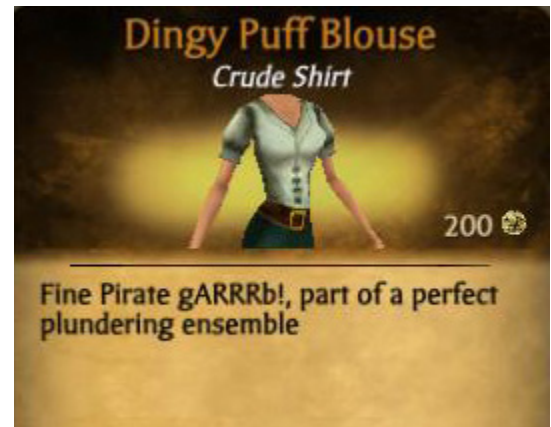


Unknown macro: 'use-layout'

Dingy Puff Blouse

Dingy Puff Blouse is a crude female shirt. It can be worn by both Unlimited Access members and Basic Access members. It can also be looted or can be bought from Truehound's Tailor Shop on Port Royal and Callecutter's Tailor Shoppe on Tortuga.

- Store price: 200 gold
- Resale price: 10 gold



PotCO - Dingy Top

Error rendering macro 'live-template'

Template named 'Composition1' is not accessible.



Unknown macro: 'use-layout'

Dingy Top

Dingy Tops are crude female's shirt. It can be worn by both Unlimited Access members and Basic Access members. These can be found at Tailor Shops on Cuba and Port Royal.

- Store price: 200 gold
- Resale price: 10 gold



PotCO - Embellished Vest

Error rendering macro 'live-template'

Template named 'Composition1' is not accessible.



Unknown macro: 'use-layout'

Embellished Vest

Embellished Vests are Common men's vests which are long and elegant. They can only be worn by Unlimited Access members. They are also able to be looted or can be bought from Dolores Tailoring Shoppe on Padres Del Fuego.

- Store price: 700 Gold
- Resale price: 35 Gold



PotCO - Embroidered Corset

Error rendering macro 'live-template'

Template named 'Composition1' is not accessible.

Unknown macro: 'use-layout'

Embroidered Corset

Embroidered Corsets are Rare women's corsets. They can be worn by Unlimited Access Members only. They can be bought from Adoria Dolores in Dolores Tailoring Shoppe or Blanca Cruz in Blanca's Tailor Shop on Padres Del Fuego. They can additionally be bought from Truehound's Tailor Shop on Port Royal.

- Store price: 1,500 gold
- Resale price: 75 gold



PotCO - Embroidered Long Coat

Error rendering macro 'live-template'

Template named 'Composition1' is not accessible.

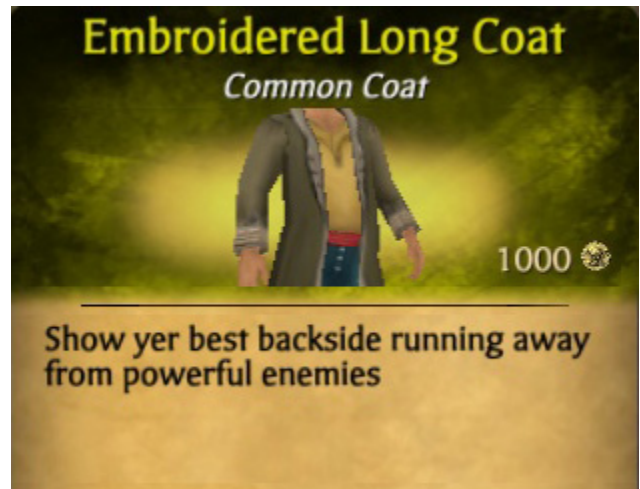


Unknown macro: 'use-layout'

Embroidered Long Coat

Embroidered Long Coats are Common men's coats, that can only be worn by Unlimited Access members. These coats can be found at Tailor Shops on Padres Del Fuego, Cuba, and Tortuga.

- Store Price: 1,000 gold
- Resale Price: gold



PotCO - Evening Jacket

Error rendering macro 'live-template'

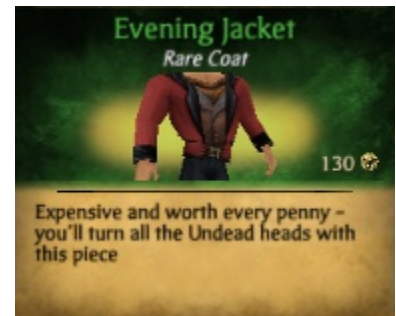
Template named 'Composition1' is not accessible.

Unknown macro: 'use-layout'

Evening Jacket

Evening Jackets are Rare men's jackets, that can only be worn by Unlimited Access members. This jacket can be found at Tailor Shops on Padres Del Fuego, Cuba, and Tortuga or in loot.

- Store Price: 2,600 gold
- Resale Price: 130 gold



PotCO - Faded Skullsnap Trousers

Error rendering macro 'live-template'

Template named 'Composition1' is not accessible.



Unknown macro: 'use-layout'

Faded Skullsnap Trousers

Faded Skullsnap Trousers are common loose men's pants. They can only be worn by Unlimited Access Members. They are only available from Tobias Pugpratt and Nathaniel Truehound from their respective tailor shops, Pugpratt's Tailoring and Truehound's Tailor Shop on Port Royal. They strongly resemble the Denim Skullsnap Trousers and Kaki Skullsnap Trousers.

- Store price: 700 Gold
- Resale Price: 35 Gold



PotCO - Fencer's Boots

Error rendering macro 'live-template'

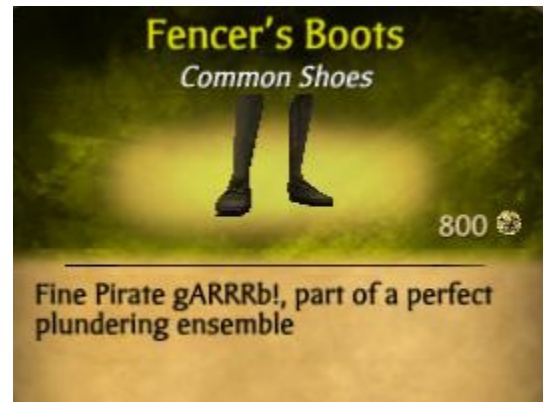
Template named 'Composition1' is not accessible.

Unknown macro: 'use-layout'

Fencer's Boots

Fencer's Boots are Common women's shoes. They can only be worn by Unlimited Access members. They are also able to be looted or can be bought from Truehound's Tailor Shop on Port Royal, Dolores Tailoring Shoppe or Blanca's Tailor Shop on Padres Del Fuego.

- Store price: 800 gold
- Resale price: 40 gold



PotCO - Fishing Trophy Boots

Error rendering macro 'live-template'

Template named 'Composition1' is not accessible.



Unknown macro: 'use-layout'

Fishing Trophy Boots

Fishing Trophy Boots are Common men's shoes. They can only be worn by Unlimited Access members. They are also able to be looted or can be bought from Truehound's Tailor Shop on Port Royal, Callecutter's Tailor Shoppe on Tortuga, or Pugpratt's Tailoring on Cuba.

- Store price: 600 gold
- Resale price: gold



PotCO - Flap Long Sleeve

Error rendering macro 'live-template'

Template named 'Composition1' is not accessible.

Unknown macro: 'use-layout'

Flap Long Sleeve

A **Flap Long Sleeve** is a common men's shirt. They can only be worn by Unlimited Access. It can be found in loot or at Callecutter's Tailor Shoppe on Tortuga.

- Store Price: 500 gold
- Resale Price: 25 gold

Game Note

This shirt is required as part of the Raven's Cove Quest. Male pirates must dress up as Ben Clubheart as part of the quest.



PotCO - Flapped Puff Blouse

Error rendering macro 'live-template'

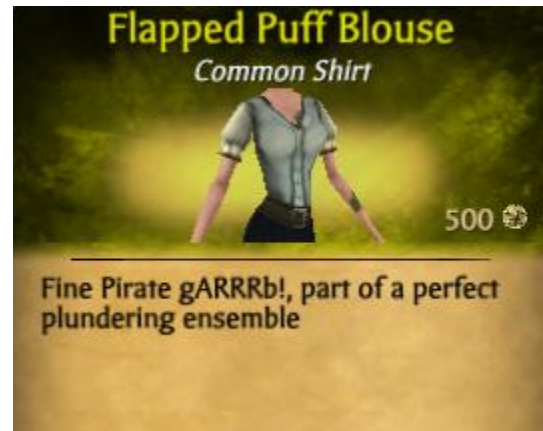
Template named 'Composition1' is not accessible.

Unknown macro: 'use-layout'

Flapped Puff Blouse

Flapped Puff Blouses are Common female's shirt. It can only be worn by Unlimited Access members. These can be found at Tailor Shops on Tortuga.

- Store price: 500 gold
- Resale price: gold



PotCO - Forest Knee Boots

Error rendering macro 'live-template'

Template named 'Composition1' is not accessible.

Unknown macro: 'use-layout'

Forest Knee Boots

Forest Knee Boots are Common women's shoes. They can only be worn by Unlimited Access members.

They are also able to be looted or can be bought from Pugpratt's Tailoring on Cuba or Dolores Tailoring Shoppe on Padres Del Fuego.

- Store price: 600 Gold.
- Resale price: Gold.

Game Note

These boots are required as part of the Raven's Cove Quest. Female pirates must dress up as Sadie Clubheart as part of the quest.



PotCO - Forest Long Coat

Error rendering macro 'live-template'

Template named 'Composition1' is not accessible.



Unknown macro: 'use-layout'

Forest Long Coat

Forest Long Coats are Common men's coats, that can only be worn by Unlimited Access members. These coats can be found in loot and can also be purchased at Tailor Shops on Padres Del Fuego and Cuba.

- Store Price: 1,000 Gold



PotCO - Forest Shorts

Error rendering macro 'live-template'

Template named 'Composition1' is not accessible.

 Unknown macro: 'use-layout'

Forest Shorts

Forest Shorts are Common women's pants that can only be worn by Unlimited Access members. These pants can be found at Tailor Shops on Port Royal and Cuba.

- Store Price: 700 gold
- Resale Price: 35 gold



PotCO - Forest Vest

Error rendering macro 'live-template'

Template named 'Composition1' is not accessible.

Unknown macro: 'use-layout'

Forest Vest

Forest Vests are Common women's vests. They can be worn by Unlimited Access Members only. They can be bought from Isaiah Callecutter in Callecutter's Tailor Shoppe or from Seamstress Anne in Seamstress Anne's Shop on Tortuga.

- Store price: 700 gold
- Resale price: 40 gold



PotCO - Frilly Blouse

Error rendering macro 'live-template'

Template named 'Composition1' is not accessible.



Unknown macro: 'use-layout'

Frilly Blouse

Frilly Blouses are Common female's shirt. It can only be worn by Unlimited Access members. These can be found at Tailor Shops on Tortuga and Port Royal.

- Store price: 500 gold
- Resale price: gold



PotCO - Gangplank Boots

Error rendering macro 'live-template'

Template named 'Composition1' is not accessible.

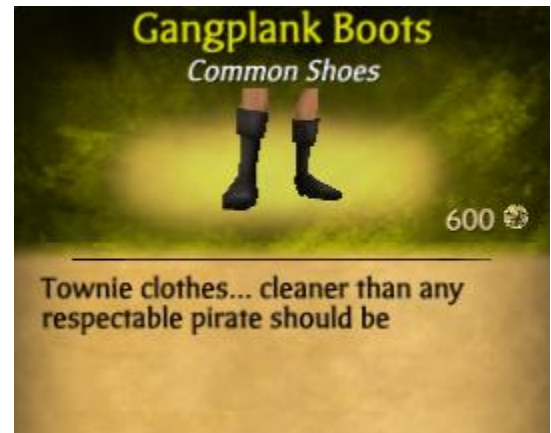


Unknown macro: 'use-layout'

Gangplank Boots

Gangplank Boots are Common women's shoes. They can only be worn by Unlimited Access members. They are also able to be looted or can be bought from Truehound's Tailor Shop on Port Royal or Pugpratt's Tailoring on Cuba.

- Store price: 600 gold
- Resale price: gold



PotCO - Garden Blouse

Error rendering macro 'live-template'

Template named 'Composition1' is not accessible.



Unknown macro: 'use-layout'

Garden Blouse

Garden Blouses are rare female's shirts. It can only be worn by Unlimited Access members. These can be found at Tailor Shops on Cuba.

- Store price: 1200 gold
- Resale price: gold



PotCO - Garden Vest

Error rendering macro 'live-template'

Template named 'Composition1' is not accessible.

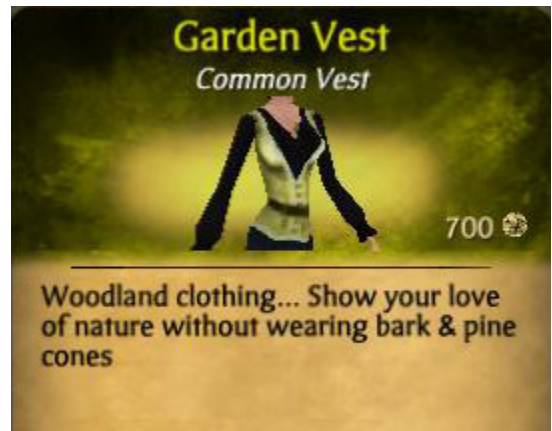


Unknown macro: 'use-layout'

Garden Vest

Garden Vests are Common women's vests. They can be worn by Unlimited Access Members only. They can be bought from Adoria Dolores in Dolores Tailoring Shoppe or from Blanca Cruz in Blanca's Tailor Shop on Padres Del Fuego.

- Store price: 700 Gold
- Resale price: 40 Gold



PotCO - Gas Lamp Corset

Error rendering macro 'live-template'

Template named 'Composition1' is not accessible.

 Unknown macro: 'use-layout'

Gas Lamp Corset

Gas Lamp Corsets are Rare women's corsets. They can be worn by Unlimited Access Members only. They can be bought from Callecutter's Tailor Shoppe and Seamstress Anne's Shop on Tortuga.

- Store price: 1,500 gold
- Resale price: 75 gold



PotCO - Gold Box Belt

Error rendering macro 'live-template'

Template named 'Composition1' is not accessible.

Unknown macro: 'use-layout'

Gold Box Belt

A **Gold Box Belt** is a common female belt. It can be worn by Unlimited Access members only. It can also be looted or can be bought from Truehound's Tailor Shop on Port Royal, or Bianca's Tailor Shoppe on Las Pulgas.

- Store price: 300 gold
- Resale price: 15 gold



PotCO - Gold Buckle Sash

Error rendering macro 'live-template'

Template named 'Composition1' is not accessible.

Unknown macro: 'use-layout'

Gold Buckle Sash

A **Gold Buckle Sash** is a common female belt. They can be worn by Unlimited Access members only. They are also able to be looted or can be bought from Truehound's Tailor Shop on Port Royal.

- Store price: 300 gold
- Resale price: 15 gold



PotCO - Gold Skull Belt

Error rendering macro 'live-template'

Template named 'Composition1' is not accessible.



Unknown macro: 'use-layout'

Gold Skull Belt

A **Gold Skull Belt** is a common male belt. It can only be worn by Unlimited Access members. It can also be looted or can be bought from Truehound's Tailor Shop on Port Royal, Callecutter's Tailor Shoppe on Tortuga, Pugpratt's Tailoring on Cuba or at Dolores Tailoring Shoppe on Padres Del Fuego.

- Store Price: 300 Gold
- Resale Price: 15 Gold



PotCO - Gold Thread Riding Coat

Error rendering macro 'live-template'

Template named 'Composition1' is not accessible.



Unknown macro: 'use-layout'

Gold Thread Riding Coat

Gold Thread Riding Coats are Common women's coats, that can only be worn by Unlimited Access members. These coats can be found at Tailor Shops on Padres Del Fuego, Cuba, and Tortuga.

- Store Price: 1,000 gold
- Resale Price: gold



PotCO - Hand Me Down Skirt

Error rendering macro 'live-template'

Template named 'Composition1' is not accessible.



Unknown macro: 'use-layout'

Hand Me Down Skirt

Hand me down Skirts are Crude women's pants that can be worn by both Basic Access Unlimited Access members. These pants can be found at Tailor Shops on Tortuga and Port Royal.

- Cost: 300 Gold
- Resale Price: 15 Gold



PotCO - Harbor Frock Coat

Error rendering macro 'live-template'

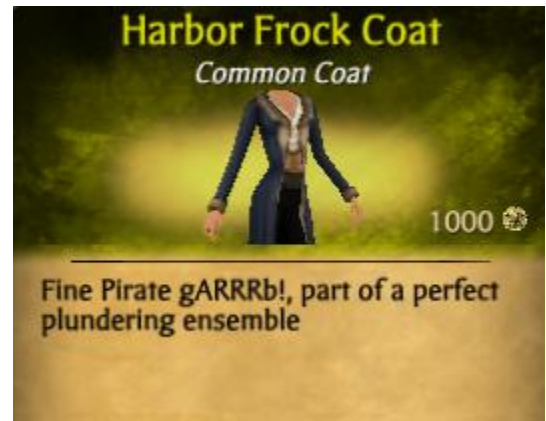
Template named 'Composition1' is not accessible.

 Unknown macro: 'use-layout'

Harbor Frock Coat

Harbor Frock Coats are Common women's coats, that can only be worn by Unlimited Access members. These coats can be found at Tailor Shops on Padres Del Fuego, Cuba, and Tortuga.

- Store Price: 1,000 gold
- Resale Price: gold



PotCO - Hard Knee Boots

Error rendering macro 'live-template'

Template named 'Composition1' is not accessible.

Unknown macro: 'use-layout'

Hard Knee Boots

Hard Knee Boots are Common women's shoes. They can be worn by only Unlimited Access members. They can be bought from Dolores Tailoring Shoppe and Blanca's Tailor Shop on Padres Del Fuego.

- Store price: 600 Gold.
- Resale price: Gold.



PotCO - Hard Leather

Error rendering macro 'live-template'

Template named 'Composition1' is not accessible.

 Unknown macro: 'use-layout'

Hard Leather

Hard Leather are Crude men's shoes. They can be worn by both Basic Access and Unlimited Access members. They are also able to be looted or can be bought from Truehound's Tailor Shop on Port Royal, Callecutter's Tailor Shoppe on Tortuga, or Pugpratt's Tailoring on Cuba.

- Store price: 150 gold
- Resale price: gold



PotCO - High Seas Blouse

Error rendering macro 'live-template'

Template named 'Composition1' is not accessible.

Unknown macro: 'use-layout'

High Seas Blouse

High Seas Blouses are Common female's shirts. It can only be worn by Unlimited Access members. These can be found at Tailor Shops on Padres Del Fuego and Port Royal.

- Store price: 200 gold
- Resale price: 10 gold



PotCO - High Tide Corset

Error rendering macro 'live-template'

Template named 'Composition1' is not accessible.

Unknown macro: 'use-layout'

High Tide Corset

High Tide Corsets are Rare women's corsets. They can be worn by Unlimited Access Members only. They can be bought from Callecutter's Tailor Shoppe and Seamstress Anne's Shop on Tortuga.

- Store price: 1,500 gold
- Resale price: 75 gold



PotCO - Highway Coat

Error rendering macro 'live-template'

Template named 'Composition1' is not accessible.

Unknown macro: 'use-layout'

Highway Coat

Highway Coats are Common women's coats, that can only be worn by Unlimited Access members. These coats can be found at Tailor Shops on Padres Del Fuego, Cuba, and Tortuga.

- Store Price: 1,000 gold
- Resale Price: gold



PotCO - High Wing Hat

Error rendering macro 'live-template'

Template named 'Composition1' is not accessible.



Unknown macro: 'use-layout'

High Wing Hat

The **High Wing Hat** is a common men's hat. They can only be worn by Unlimited Access Members. They are only available from Tobias Pugpratt, Seamstress Anne, and Isaiah Callecutter from their respective Tailor Shops, Pugpratt's Tailoring on Cuba, and Seamstress Anne's Shop and Callecutter's Tailor Shoppe on Tortuga. They are also available in loot .

- Store Price: 400 gold
- Resale Price: 20 gold



PotCO - Hunting Vest

Error rendering macro 'live-template'

Template named 'Composition1' is not accessible.

Unknown macro: 'use-layout'

Hunting Vest

Hunting Vests are Common men's vests which are worn closed. Vests like these are perfect for concealing knives and other weapons. They can only be worn by Unlimited Access members. They are also able to be looted or can be bought from Truehound's Tailor Shop on Port Royal or Callecutter's Tailor Shoppe on Tortuga.

- Store price: 700 gold
- Resale price: 35 gold



PotCO - Improvised Capris

Error rendering macro 'live-template'

Template named 'Composition1' is not accessible.

Unknown macro: 'use-layout'

Improvised Capris

Improvised Capris are Crude women's pants that can be worn by both Unlimited Access and Basic Access members. These pants can be found at the Tailor Shop on Port Royal.

- Store Price: 300 Gold
- Resale Price: Gold



PotCO - Jolly Bones Belt

Error rendering macro 'live-template'

Template named 'Composition1' is not accessible.



Unknown macro: 'use-layout'

Jolly Bones Belt

A **Jolly Bones Belt** is a common male belt. They can be worn by Unlimited Access members only. They are also able to be looted or can be bought from Truehound's Tailor Shop on Port Royal, Callecutter's Tailor Shoppe on Tortuga, Pugpratt's Tailoring on Cuba00 or [Dolores Tailoring Shoppe](#) on [Padres Del Fuego](#).

- Store Price: 300 gold
- Resale Price: 15 gold



PotCO - Kaki Skullsnap Trousers

Error rendering macro 'live-template'

Template named 'Composition1' is not accessible.



Unknown macro: 'use-layout'

Kaki Skullsnap Trousers

Kaki Skullsnap Trousers are common loose men's pants. They can only be worn by Unlimited Access Members. They are only available from Tobias Pugpratt and Nathaniel Truehound from their respective tailor shops, Pugpratt's Tailoring on Cuba and Truehound's Tailor Shop on Port Royal. They strongly resemble the Denim Skullsnap Trousers and Faded Skullsnap Trousers.

- Store price: 700 Gold
- Resale Price: 35 Gold



PotCO - Laced Belt

Error rendering macro 'live-template'

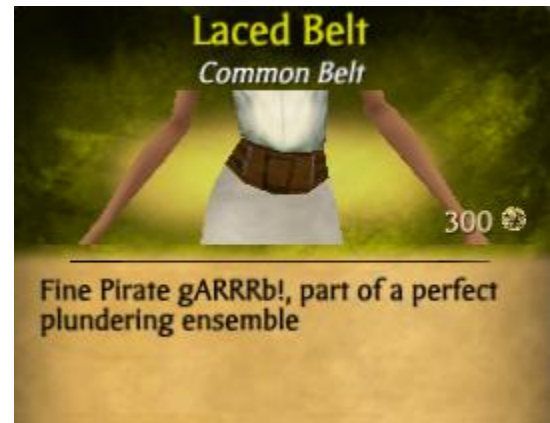
Template named 'Composition1' is not accessible.

Unknown macro: 'use-layout'

Laced Belt

A **Laced Belt** is a common female belt. It can be worn by Unlimited Access members only. It can also be looted or can be bought from Truehound's Tailor Shop on Port Royal, Callecutter's Tailor Shoppe on Tortuga, or Pugpratt's Tailoring on Cuba.

- Store price: 300 gold
- Resale price: 15 gold



PotCO - Laced Vest

Error rendering macro 'live-template'

Template named 'Composition1' is not accessible.

Unknown macro: 'use-layout'

Laced Vest

Laced Vests are Common women's vests. They can be worn by Unlimited Access Members only. They can be bought from Nathaniel Truehound in Truehound's Tailor Shop on Port Royal.

- Store price: 700 Gold.
- Resale price: 40 Gold.



PotCO - Layered Shirts

Error rendering macro 'live-template'

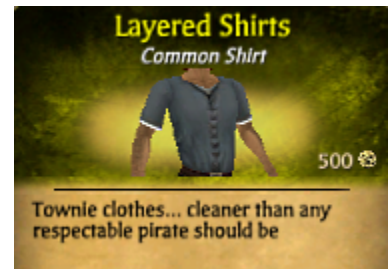
Template named 'Composition1' is not accessible.

Unknown macro: 'use-layout'

Layered Shirts

The **Layered Shirts** are common male shirts. They can only be worn by Unlimited Access members. They are also able to be looted or can be bought from Truehound's Tailor Shop on Port Royal, or Dolores Tailoring Shoppe on Padres Del Fuego.

- Store Price: 500 gold
- Resale Price: 25 gold



PotCO - Layered Skirt

Error rendering macro 'live-template'

Template named 'Composition1' is not accessible.



Unknown macro: 'use-layout'

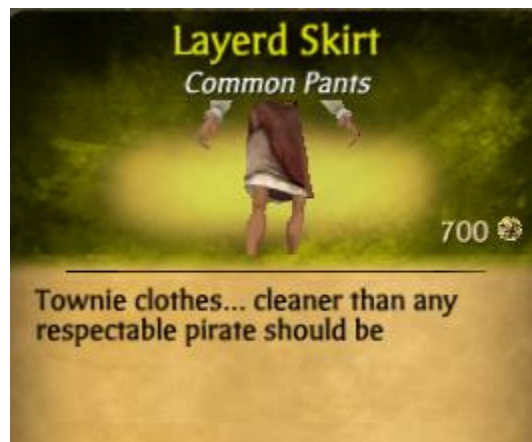
Layered Skirt

Layered Skirts are Common women's pants that can only be worn by Unlimited Access members. These pants can be found at Tailor Shops on Tortuga and Port Royal.

- Cost: 700 Gold
- Resale Price: Gold

Game Note

- There is a typo on the game card, spelling the clothing item as "Layerd" instead of "Layered".



PotCO - Leather Ankle Boots

Error rendering macro 'live-template'

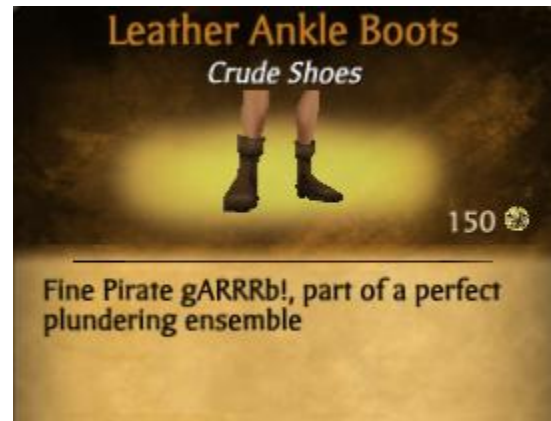
Template named 'Composition1' is not accessible.

Unknown macro: 'use-layout'

Leather Ankle Boots

Leather Ankle Boots are Crude women's shoes. They can be worn by both Basic Access and Unlimited Access members. They are also able to be looted or can be bought from Truehound's Tailor Shop on Port Royal.

- Store price: 150 gold
- Resale price: 7 gold



PotCO - Leathercraft Long Coat

Error rendering macro 'live-template'

Template named 'Composition1' is not accessible.

Unknown macro: 'use-layout'

Leathercraft Long Coat

Leathercraft Long Coats are Common men's coats, that can only be worn by Unlimited Access members. These coats can be found at Tailor Shops on Padres Del Fuego, Cuba, and Tortuga. They can also be found in loot .

- Store Price: 1,000 Gold.
- Resale Price: Gold.



PotCO - Leather Frock Coat

Error rendering macro 'live-template'

Template named 'Composition1' is not accessible.



Unknown macro: 'use-layout'

Leather Frock Coat

Leather Frock Coats are Common women's coats, that can only be worn by Unlimited Access members. These coats can be found at Tailor Shops on Padres Del Fuego and Port Royal.

- Store Price: 1,000 gold
- Resale Price: gold

PotCO - Leather Highwaters

Error rendering macro 'live-template'

Template named 'Composition1' is not accessible.

Unknown macro: 'use-layout'

Leather Highwaters

Leather Highwaters are crude tight men's pants. They can be worn by both Basic and Unlimited Access Members.

They are only available from Nathaniel Truehound from his respective tailor shop, Truehound's Tailor Shop on Port Royal.

- Store price: 300 gold
- Resale Price: 15 gold



PotCO - Leather Knee Boots

Error rendering macro 'live-template'

Template named 'Composition1' is not accessible.

Unknown macro: 'use-layout'

Leather Knee Boots

Leather Knee Boots are Common women's shoes. They can be worn by only Unlimited Access members. They can be bought from Truehound's Tailor Shop on Port Royal, and Pugpratt's Tailoring on Cuba.

- Store price: 600 Gold.
- Resale price: Gold.



PotCO - Leather Riding Coat

Error rendering macro 'live-template'

Template named 'Composition1' is not accessible.

Unknown macro: 'use-layout'

Leather Riding Coat

Leather Riding Coats are Common women's coats. They can only be worn by Unlimited Access members. These coats can be found at Tailor Shops on Port Royal.

- Store Price: 1,000 gold
- Resale Price: gold



PotCO - Leather Vest

Error rendering macro 'live-template'

Template named 'Composition1' is not accessible.

Unknown macro: 'use-layout'

Leather Vest

Leather Vests are Crude men's vests which are worn open. They can be worn by all pirates. They are also able to be looted or can be bought from Truehound's Tailor Shop in Port Royal.

- Store price: 300 gold
- Resale price: 15 gold



PotCO - Linen Open Long S

Error rendering macro 'live-template'

Template named 'Composition1' is not accessible.

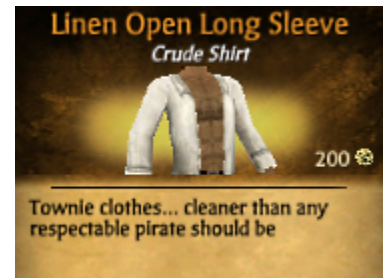


Unknown macro: 'use-layout'

Linen Open Long Sleeve

The **Linen Open Long Sleeve** is a crude male shirt. They can be worn by both Basic Access and Unlimited Access members. They are also able to be looted or can be bought from Truehound's Tailor Shop on Port Royal, or Dolores Tailoring Shoppe on Padres Del Fuego.

- Store Price: 200 gold
- Resale Price: 10 gold



PotCO - Longshoreman's Vest

Error rendering macro 'live-template'

Template named 'Composition1' is not accessible.



Unknown macro: 'use-layout'

Longshoreman's Vest

Longshoreman's Vests are Common men's vests which are long and worn closed. They can only be worn by Unlimited Access members. They are also able to be looted or can be bought from Dolores Tailoring Shoppe on Padres Del Fuego.

- Store price: 700 Gold
- Resale price: 35 Gold



PotCO - Loose Buttoned Vest

Error rendering macro 'live-template'

Template named 'Composition1' is not accessible.

Unknown macro: 'use-layout'

Loose Buttoned Vest

Loose Buttoned Vests are Crude women's vests. They can be worn by both Basic Access and Unlimited Access Members. They can be bought from Truehound's Tailor Shop on Port Royal or Callecutter's Tailor Shoppe on Tortuga.

- Store price: 300 gold
- Resale price: 5 gold



PotCO - Loose Leather Vest

Error rendering macro 'live-template'

Template named 'Composition1' is not accessible.

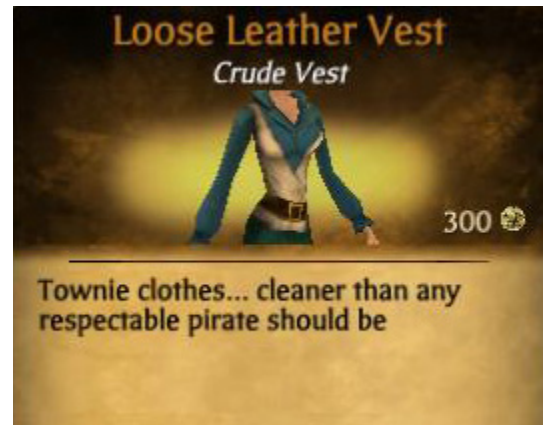


Unknown macro: 'use-layout'

Loose Leather Vest

Loose Leather Vests are Crude women's vests. They can be worn by both Basic Access and Unlimited Access Members. They can be bought from Truehound's Tailor Shop on Port Royal or Callecutter's Tailor Shoppe on Tortuga.

- Store price: 300 Gold.
- Resale price: 5 Gold.



PotCO - Matey's Jacket

Error rendering macro 'live-template'

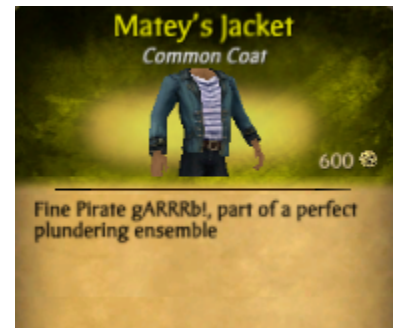
Template named 'Composition1' is not accessible.

 Unknown macro: 'use-layout'

Matey's Jacket

Matey's Jackets are Common men's coats, that can only be worn by Unlimited Access members. These coats can be found at Tailor Shops on Padres Del Fuego, Cuba, and Tortuga.

- Store Price: 600 gold
- Resale Price: 30 gold



PotCO - Merchant Long Coat

Error rendering macro 'live-template'

Template named 'Composition1' is not accessible.

 Unknown macro: 'use-layout'

Merchant Long Coat

Merchant Long Coats are Common men's coats, that can only be worn by Unlimited Access members. These coats can be found at Tailor Shops on Padres Del Fuego, Cuba, and Tortuga.

- Store Price: 1,000 Gold.
- Resale Price: Gold.



PotCO - Messenger Vest

Error rendering macro 'live-template'

Template named 'Composition1' is not accessible.

Unknown macro: 'use-layout'

Messenger Vest

Messenger Vests are Common women's vests. They can be worn by Unlimited Access Members only. They can be bought from Nathaniel Truehound in Truehound's Tailor Shop on Port Royal and Tobias Pugpratt in Pugpratt's Tailoring on Cuba.

- Store price: 700 gold
- Resale price: 40 gold



PotCO - Militia Riding Coat

Error rendering macro 'live-template'

Template named 'Composition1' is not accessible.



Unknown macro: 'use-layout'

Militia Riding Coat

Militia Riding Coats are Common women's coats, that can only be worn by Unlimited Access members. These coats can be found at Tailor Shops on Padres Del Fuego, Cuba, and Tortuga.

- Store Price: 1,000 Gold.
- Resale Price: Gold.



PotCO - Misfitted Capris

Error rendering macro 'live-template'

Template named 'Composition1' is not accessible.



Unknown macro: 'use-layout'

Misfitted Capris

Misfitted Capris are Common women's pants that can only be worn by Unlimited Access members. Ship's line appears to be used as a makeshift belt and legging ties for these workaday, oversized trousers. They pants can be found at Tailor Shops on Port Royal.

- Store Price: 700 Gold
- Resale Price: 35 Gold



PotCO - Money Jacket

Error rendering macro 'live-template'

Template named 'Composition1' is not accessible.



Unknown macro: 'use-layout'

Money Jacket

Money Jackets are Common men's coats, that can only be worn by Unlimited Access members. These coats can be found at Tailor Shops on Padres Del Fuego, Cuba, and Tortuga.

- Store Price: 600 Gold
- Resale Price: 30 Gold



PotCO - Morning Blouse

Error rendering macro 'live-template'

Template named 'Composition1' is not accessible.



Unknown macro: 'use-layout'

Morning Blouse

Morning Blouses are Rare women's shirt that can only be worn by Unlimited Access members. These shirts can be found at Tail or Shops on Padres Del Fuego.

- Cost:: 1,200 Gold
- Resale Price: Gold



PotCO - Morning Dew Corset

Error rendering macro 'live-template'

Template named 'Composition1' is not accessible.

Unknown macro: 'use-layout'

Morning Dew Corset

Morning Dew Corsets are Rare women's corsets. They can be worn by Unlimited Access Members only. They can be bought from Callecutter's Tailor Shoppe and Seamstress Anne's Shop on Tortuga.

- Store price: 1,500 Gold
- Resale price: 75 Gold



PotCO - Musketeer Blouse

Error rendering macro 'live-template'

Template named 'Composition1' is not accessible.

Unknown macro: 'use-layout'

Musketeer Blouse

Musketeer Blouses are Rare women's shirt that can only be worn by Unlimited Access members. These shirts can be found at Tailor Shops on Tortuga.

- Store Price: 1,200 gold
- Resale Price: gold



PotCO - Night Vest

Error rendering macro 'live-template'

Template named 'Composition1' is not accessible.

Unknown macro: 'use-layout'

Night Vest

Night Vests are Common men's vests which are worn closed. Ideally suited for hiding knives and other surprises, they can only be worn by Unlimited Access members. They are also able to be looted or can be bought from Truehound's Tailor Shop on Port Royal or Dolores Tailoring Shoppe on Padres Del Fuego.

- Store price: 700 gold
- Resale price: 35 gold



PotCO - Old Boots

Error rendering macro 'live-template'

Template named 'Composition1' is not accessible.

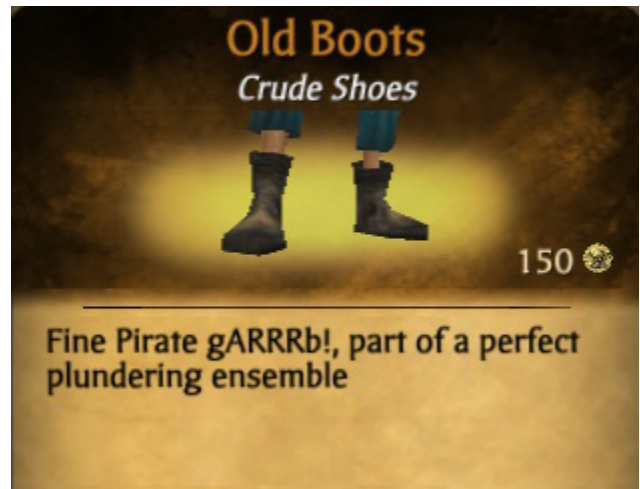


Unknown macro: 'use-layout'

Old Boots

Old Boots are Crude men's shoes. They can be worn by both Basic Access and Unlimited Access members. They are also able to be looted or can be bought from Truehound's Tailor Shop on Port Royal, Callecutter's Tailor Shoppe on Tortuga, or Pugpratt's Tailoring on Cuba.

- Store price: 150 gold.
- Resale price: 10 gold.



PotCO - Old Grove Corset

Error rendering macro 'live-template'

Template named 'Composition1' is not accessible.

Unknown macro: 'use-layout'

Old Grove Corset

Old Grove Corsets are Rare women's corsets. They can be worn by Unlimited Access Members only. They can be bought from Truehound's Tailor Shop on Port Royal and Pugpratt's Tailoring on Cuba.

- Store price: 1,500 gold
- Resale price: 75 gold



PotCO - Opera Blouse

Error rendering macro 'live-template'

Template named 'Composition1' is not accessible.

Unknown macro: 'use-layout'

Opera Blouse

Opera Blouses are Rare women's shirt that can only be worn by Unlimited Access members. These shirts can be found at Tailor Shops on Tortuga.

- Store Price: 1,200 gold
- Resale Price: gold



PotCO - Orchard Vest

Error rendering macro 'live-template'

Template named 'Composition1' is not accessible.



Unknown macro: 'use-layout'

Orchard Vest

Orchard Vests are Common women's vests. They can be worn by Unlimited Access Members only. They can be bought from Nathaniel Truehound in Truehound's Tailor Shop on Port Royal and Tobias Pugpratt in Pugpratt's Tailoring on Cuba.

- Store price: 700 gold
- Resale price: 40 gold



PotCO - Paneled Shirt

Error rendering macro 'live-template'

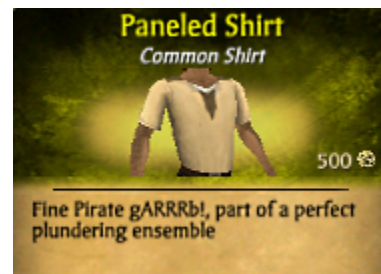
Template named 'Composition1' is not accessible.

Unknown macro: 'use-layout'

Paneled Shirt

The **Paneled Shirt** is a Common male shirt. It can only be worn by Unlimited Access members. They are also able to be looted or can be bought from Callecutter's Tailor Shoppe on Tortuga or Pugpratt's Tailoring on Cuba.

- Store price: 500 gold
- Resale price: 25 gold



PotCO - Panel Top

Error rendering macro 'live-template'

Template named 'Composition1' is not accessible.

 Unknown macro: 'use-layout'

Panel Top

Panel Tops are Crude women's shirt that can only be worn by both Unlimited Access and Basic Access members. These shirts can be found at Tailor Shops on Cuba.

- Store Price: 200 gold
- Resale Price: gold



PotCO - Patchwork Capris

Error rendering macro 'live-template'

Template named 'Composition1' is not accessible.

Unknown macro: 'use-layout'

Patchwork Capris

Patchwork Capris are Crude women's pants that can be worn by both Basic Access and Unlimited Access members. These pants can be found at Tailor Shops on Port Royal.

- Store Price: 300 Gold.
- Resale Price: Gold.



PotCO - Patty's Capris

Error rendering macro 'live-template'

Template named 'Composition1' is not accessible.

Unknown macro: 'use-layout'

Patty's Capris

Patty's Capris are Common women's pants that can only be worn by Unlimited Access members. These pants can be found at Tailor Shops on Tortuga.

- Store Price: 700 gold
- Resale Price: 35 gold



PotCO - Patchwork Shorts

Error rendering macro 'live-template'

Template named 'Composition1' is not accessible.



Unknown macro: 'use-layout'

Patchwork Shorts

Patchwork Shorts are Crude women's pants that can be worn by both Basic Access and Unlimited Access members. These pants can be found at Tailor Shops on Port Royal and Tortuga.

- Store Price: 700 Gold.
- Resale Price: 35 Gold.



PotCO - Patchwork Vest

Error rendering macro 'live-template'

Template named 'Composition1' is not accessible.



Unknown macro: 'use-layout'

Patchwork Vest

Patchwork Vests are Crude men's vests which are worn open. They can be worn by all pirates. They are also able to be looted or can be bought from Truehound's Tailor Shop in Port Royal.

- Store price: 300 Gold
- Resale price: 15 Gold



PotCO - Patterned Sash

Error rendering macro 'live-template'

Template named 'Composition1' is not accessible.

Unknown macro: 'use-layout'

Patterned Sash

A **Patterned Sash** is a common female belt. It can be worn by Unlimited Access members only. They are also able to be looted or can be bought from Truehound's Tailor Shop on Port Royal, or Callecutter's Tailor Shoppe on Tortuga.

- Store price: 300 gold
- Resale price: 15 gold



PotCO - Petal Vest

Error rendering macro 'live-template'

Template named 'Composition1' is not accessible.

Unknown macro: 'use-layout'

Petal Vest

Petal Vests are Common women's vests. They can be worn by Unlimited Access Members only. They can be bought from Adoria Dolores in Dolores Tailoring Shoppe or Blanca Cruz in Blanca's Tailor Shop on Padres Del Fuego.

- Store price: 700 gold
- Resale price: 40 gold



PotCO - Pin Capris

Error rendering macro 'live-template'

Template named 'Composition1' is not accessible.

Unknown macro: 'use-layout'

Pin Capris

Pin Capris are Rare women's pants that can only be worn by Unlimited Access members. These pants can be found at Tailor Shops on Padres Del Fuego.

- Store Price: 1,500 Gold
- Resale Price: Gold



PotCO - Plank Walker Boots

Error rendering macro 'live-template'

Template named 'Composition1' is not accessible.

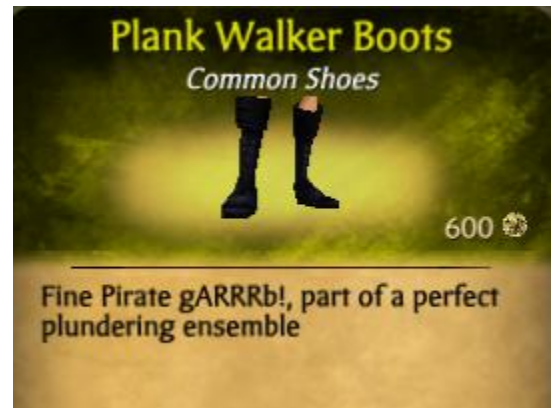


Unknown macro: 'use-layout'

Plank Walker Boots

Plank Walker Boots are Common women's shoes. They can be worn by only Unlimited Access members. They can be bought from Truehound's Tailor Shop on Port Royal, Dolores Tailoring Shoppe, and Blanca's Tailor Shop on Padres Del Fuego.

- Store price: 600 gold
- Resale price: gold



PotCO - Potato Sack Trousers

Error rendering macro 'live-template'

Template named 'Composition1' is not accessible.



Unknown macro: 'use-layout'

Potato Sack Trousers

Potato Sack Trousers are crude, loose men's pants. They can be worn by both Basic and Unlimited Access Members.

They are available from Isaiah Callecutter, Seamstress Anne, and Nathaniel Truehound from their respective tailor shops, Callecutter's Tailor Shoppe and Seamstress Anne's Shop on Tortuga and Truehound's Tailor Shop on Port Royal.

They resemble the Stowaway Trousers and Swab the Deck Trousers which are available on Cuba and Port Royal.

- Store price: 300 Gold
- Resale Price: 15 Gold



PotCO - Pub Shirt

Error rendering macro 'live-template'

Template named 'Composition1' is not accessible.

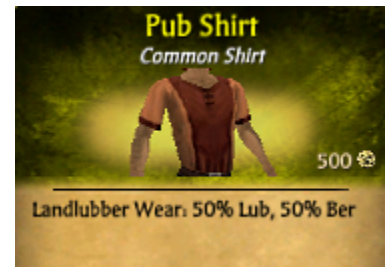


Unknown macro: 'use-layout'

Pub Shirt

A **Pub Shirt** is common male shirt. It can only be worn by Unlimited Access members. It can be looted or bought from Truehound's Tailor Shop on Port Royal or at Pugpratt's Tailoring on Cuba.

- Store price: 500 Gold
- Resale price: 25 Gold



PotCO - Rampart Boots

Error rendering macro 'live-template'

Template named 'Composition1' is not accessible.

Unknown macro: 'use-layout'

Rampart Boots

Rampart Boots are Crude women's shoes. They can be worn by both Basic Access and Unlimited Access members. They are also able to be looted or can be bought from Truehound's Tailor Shop on Port Royal, Seamstress Anne's Shop, and Callecutter's Tailor Shoppe on Tortuga.

- Store price: 150 gold
- Resale price: 7 gold



PotCO - Rawhide Corset

Error rendering macro 'live-template'

Template named 'Composition1' is not accessible.

Unknown macro: 'use-layout'

Rawhide Corset

Rawhide Corsets are Rare women's corsets. They can be worn by Unlimited Access Members only. They can be bought from Dolores Tailoring Shoppe and Blanca's Tailor Shop on Padres Del Fuego and Truehound's Tailor Shop on Port Royal.

- Store price: 1,500 gold
- Resale price: 75 gold



PotCO - Red Velvet Capris

Error rendering macro 'live-template'

Template named 'Composition1' is not accessible.



Unknown macro: 'use-layout'

Red Velvet Capris

Red Velvet Capris are Rare women's pants that can only be worn by Unlimited Access members. These pants can be found at Tailor Shops on Tortuga.

- Store Price: 1,500 gold
- Resale Price: gold



PotCO - Reinforced Puffy Shirt

Error rendering macro 'live-template'

Template named 'Composition1' is not accessible.

Unknown macro: 'use-layout'

Reinforced Puffy Shirt

The **Reinforced Puffy Shirt** is a common male shirt. It can only be worn by Unlimited Access members. It can also be looted or can be bought from Truehound's Tailor Shop on Port Royal or at Pugpratt's Tailoring on Cuba.

- Store price: 500 gold
- Resale price: 25 gold



PotCO - Rich Knee Boots

Error rendering macro 'live-template'

Template named 'Composition1' is not accessible.

 Unknown macro: 'use-layout'

Rich Knee Boots

Rich Knee Boots are Common women's shoes. They can be worn by only Unlimited Access members. They can be bought from Callecutter's Tailor Shoppe and Seamstress Anne's Shop on Tortuga.

- Store price: 600 Gold
- Resale price: Gold



PotCO - Riding Blouse

Error rendering macro 'live-template'

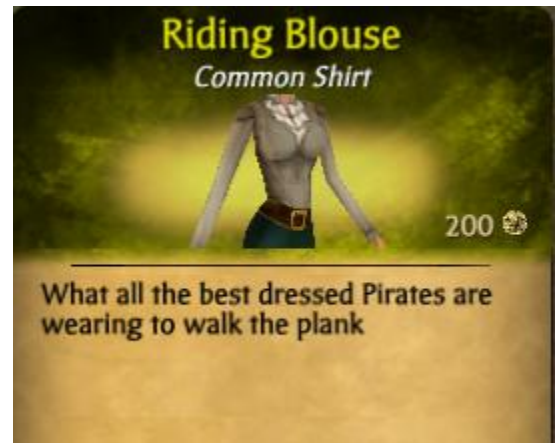
Template named 'Composition1' is not accessible.

Unknown macro: 'use-layout'

Riding Blouse

Riding Blouses are Common women's shirt that can only be worn by Unlimited Access members. These shirts can be found at Tailor Shops on Cuba.

- Store Price: 500 gold
- Resale Price: gold



PotCO - Rose Petal Corset

Error rendering macro 'live-template'

Template named 'Composition1' is not accessible.

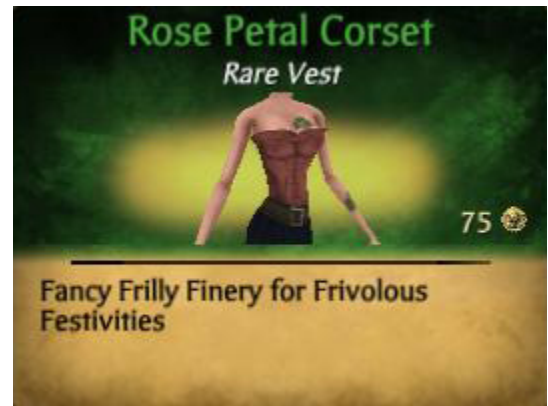


Unknown macro: 'use-layout'

Rose Petal Corset

Rose Petal Corsets are Rare women's corsets. They can be worn by Unlimited Access Members only. They can be bought from Callecutter's Tailor Shoppe and Seamstress Anne's Shop on Tortuga and Truehound's Tailor Shop on Port Royal.

- Store price: 1,500 gold
- Resale price: 75 gold



PotCO - Rough Tricorne

Error rendering macro 'live-template'

Template named 'Composition1' is not accessible.

Unknown macro: 'use-layout'

Rough Tricorne

The **Rough Tricorne** is a common men's hat. They can only be worn by Unlimited Access Members. They are only available from Adoria Dolores and Blanca Cruz on Padres Del Fuego, and Nathaniel Truehound from their respective Tailor Shops. Truehound's Tailor Shop on Port Royal, and Dolores Tailoring Shoppe and Blanca's Tailor Shop on Padres Del Fuego.

- Store Price: 400 Gold
- Resale Price: 20 Gold



PotCO - Rough Water Blouse

Error rendering macro 'live-template'

Template named 'Composition1' is not accessible.

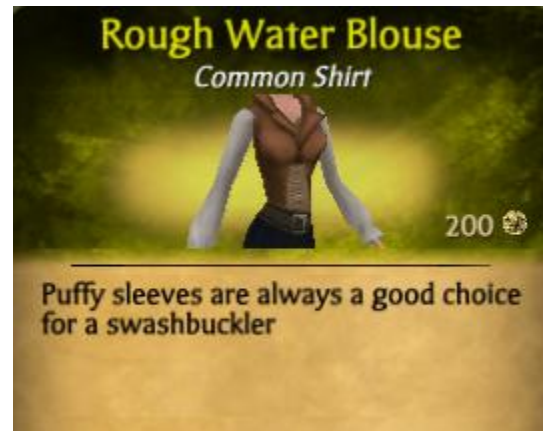


Unknown macro: 'use-layout'

Rough Water Blouse

Rough Water Blouses are Common women's shirt that can only be worn by Unlimited Access members. These shirts can be found at Tailor Shops on Tortuga.

- Store Price: 500 Gold.
- Resale Price: Gold.



PotCO - Royal Chest Corset

Error rendering macro 'live-template'

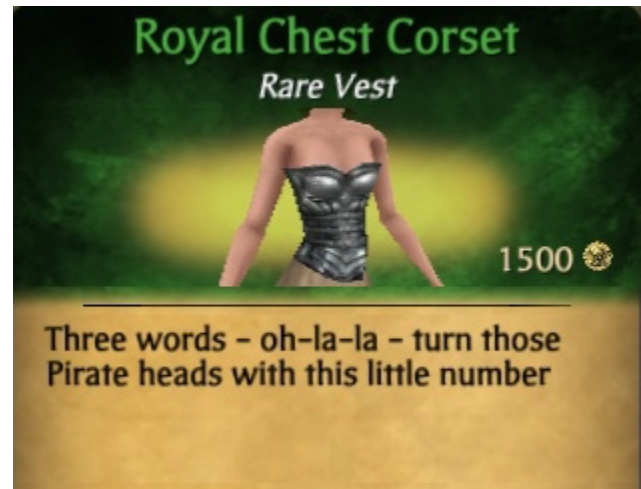
Template named 'Composition1' is not accessible.

Unknown macro: 'use-layout'

Royal Chest Corset

Royal Chest Corsets are Rare women's corsets. They can be worn by Unlimited Access Members only. They can be bought from Callecutter's Tailor Shoppe and Seamstress Anne's Shop on Tortuga and Truehound's Tailor Shop on Port Royal.

- Store price: 1,500 gold
- Resale price: 75 gold



PotCO - Runner's Capris

Error rendering macro 'live-template'

Template named 'Composition1' is not accessible.

Unknown macro: 'use-layout'

Runner's Capris

Runner's Capris are Common women's pants that can only be worn by Unlimited Access members. These pants can be found at Tailor Shops on Port Royal.

- Store Price: 700 gold
- Resale Price: 35 gold



PotCO - Sail Trousers

Error rendering macro 'live-template'

Template named 'Composition1' is not accessible.

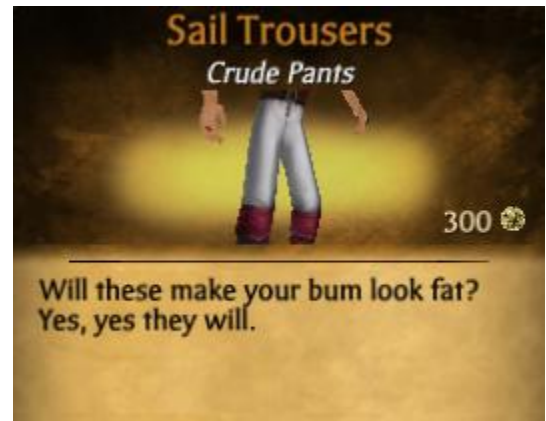


Unknown macro: 'use-layout'

Sail Trousers

Sail Trousers are crude loose men's pants. They can be worn by both Basic and Unlimited Access Members. They can be found in loot or they can be bought from Adoria Dolores, Blanca Cruz, and Nathaniel Truehound from their respective tailor shops, Dolores Tailoring Shoppe and Blanca's Tailor Shop on Padres Del Fuego and Truehound's Tailor Shop on Port Royal.

- Store price: 300 Gold
- Resale Price: 15 Gold



PotCO - Shipwright Jacket

Error rendering macro 'live-template'

Template named 'Composition1' is not accessible.



Unknown macro: 'use-layout'

Shipwright Jacket

Shipwright Jackets are Common men's coats, that can only be worn by Unlimited Access members. These coats can be found at Tailor Shops on Padres Del Fuego, Cuba, Tortuga, or in loot.

- Store Price: 600 gold
- Resale Price: 30 gold



PotCO - Shop Vest

Error rendering macro 'live-template'

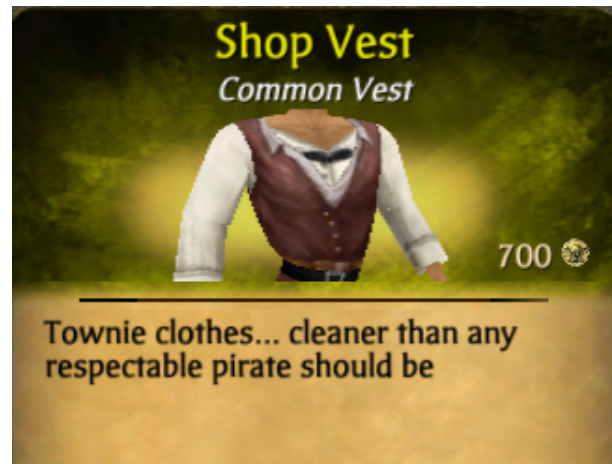
Template named 'Composition1' is not accessible.

Unknown macro: 'use-layout'

Shop Vest

Shop Vests are Common men's vests which are long and worn closed. This piece of clothing is a popular choice for many shopkeepers across the Caribbean. They can only be worn by Unlimited Access members. They are also able to be looted or can be bought from Callecutter's Tailor Shoppe in Tortuga.

- Store price: 700 gold
- Resale price: 35 gold



PotCO - Side Belt

Error rendering macro 'live-template'

Template named 'Composition1' is not accessible.

Unknown macro: 'use-layout'

Side Belt

A **Side Belt** is a crude female belt. It can be worn by Unlimited Access members only. They can also be found in loot or can be bought from Truehound's Tailor Shop on Port Royal, or Pugpratt's Tailoring on Cuba.

- Store price: 150 gold
- Resale price: 10 gold



PotCO - Sidelace Shorts

Error rendering macro 'live-template'

Template named 'Composition1' is not accessible.



Unknown macro: 'use-layout'

Sidelace Shorts

Sidelace Shorts are Common women's pants that can only be worn by Unlimited Access members. These pants can be found at Tailor Shops on Port Royal and Cuba.

- Store Price: 700 Gold.
- Resale Price: 35 Gold.



PotCO - Sidestripe Capris

Error rendering macro 'live-template'

Template named 'Composition1' is not accessible.

Unknown macro: 'use-layout'

Sidestripe Capris

Sidestripe Capris are Common women's pants that can only be worn by Unlimited Access members. These pants can be found at Tailor Shops on Port Royal.

- Store Price: 700 gold
- Resale Price: 35 gold



PotCO - Sidewalk Boots

Error rendering macro 'live-template'

Template named 'Composition1' is not accessible.



Unknown macro: 'use-layout'

Sidewalk Boots

Sidewalk Boots are Crude women's shoes. They can be worn by both Basic Access and Unlimited Access members. They are also able to be looted or can be bought from Truehound's Tailor Shop on Port Royal and Pugpratt's Tailoring on Cuba.

- Store price: 200 gold.
- Resale price: 10 gold.



PotCO - Skull Broach Top

Error rendering macro 'live-template'

Template named 'Composition1' is not accessible.



Unknown macro: 'use-layout'

Skull Broach Top

Skull Broach Tops are Rare women's shirt that can only be worn by Unlimited Access members. These shirts can be found at Tailor Shops on Port Royal and Tortuga.

- Store Price: 1,200 gold
- Resale Price: gold



PotCO - Smithy Trousers

Error rendering macro 'live-template'

Template named 'Composition1' is not accessible.



Unknown macro: 'use-layout'

Smithy Trousers

Smithy Trousers are common men's pants. They can only be worn by Unlimited Access Members. They are available from Adoria Dolores and Blanca Cruz from their respective tailor shops, Dolores Tailoring Shoppe and Blanca's Tailor Shop. Additionally, they can be found in loot. They strongly resemble the Green Silk Trousers from the Town Mayor's Outfit Peddler Set.

- Store price: 700 Gold
- Resale Price: 35 Gold

PotCO - Stitched Knee Boots

Error rendering macro 'live-template'

Template named 'Composition1' is not accessible.

Unknown macro: 'use-layout'

Stitched Knee Boots

Stitched Knee Boots are Common women's shoes. They can be worn by only Unlimited Access members. They can be bought from Truehound's Tailor Shop on Port Royal, Callecutter's Tailor Shoppe, and Seamstress Anne's Shop on Tortuga.

- Store price: 600 Gold.
- Resale price: Gold.



PotCO - Stowaway Trousers

Error rendering macro 'live-template'

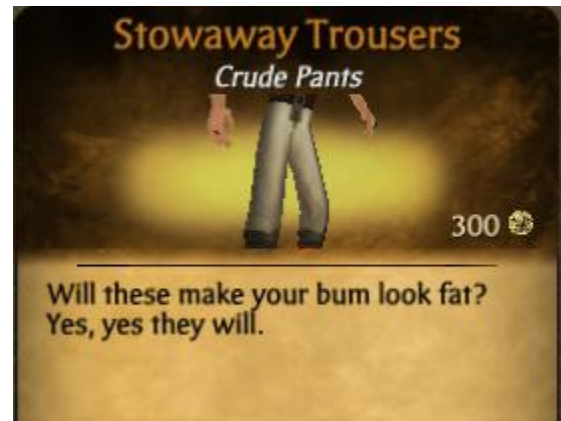
Template named 'Composition1' is not accessible.

 Unknown macro: 'use-layout'

Stowaway Trousers

Stowaway Trousers are crude loose men's pants. They can be worn by both Basic and Unlimited Access Members. They are only available from Tobias Pugpratt and Nathaniel Truehound from their respective tailor shops, Pugpratt's Tailoring on Cuba and Truehound's Tailor Shop on Port Royal. They strongly resemble the Potato Sack Trousers and Swab the Deck Trousers which are available on Cuba and Port Royal.

- Store price: 300 Gold
- Resale Price: 15 Gold



PotCO - Straw Explorer Hat

Error rendering macro 'live-template'

Template named 'Composition1' is not accessible.

Unknown macro: 'use-layout'

Straw Explorer Hat

The **Straw Explorer Hat** is a hat that can be purchased in Port Royal or Tortuga. It came out the same time as the fishi ngupdate.

The hat is made out of woven straw and has a black hat cord going around the crown.

It's often worn by fishermen to keep the sun out of their eyes while remaining lightweight. It looks a bit like a modern-day fedora.

- Store price: 400 gold
- Resale Price: 20 gold

Game Note:

This hat is required as part of the Raven's Cove Quest. Male pirates must dress up as Ben Clubheart as part of the quest.



PotCO - Stroll Boots

Error rendering macro 'live-template'

Template named 'Composition1' is not accessible.

 Unknown macro: 'use-layout'

Stroll Boots

Stroll Boots are common women's shoes. They can be worn by only Unlimited Access members. They can be bought from Truehound's Tailor Shop on Port Royal, Callecutter's Tailor Shoppe, and Seamstress Anne's Shop on Tortuga.

- Store price: 600 Gold
- Resale price: Gold



PotCO - Suede Frock Coat

Error rendering macro 'live-template'

Template named 'Composition1' is not accessible.

Unknown macro: 'use-layout'

Suede Frock Coat

Suede Frock Coats are Common women's coats, that can only be worn by Unlimited Access members. These coats can be found at Tailor Shops on Padres Del Fuego, Cuba, and Tortuga.

- Cost: 1,000 Gold
- Resale Price: Gold



PotCO - Suede Tall Boots

Error rendering macro 'live-template'

Template named 'Composition1' is not accessible.

Unknown macro: 'use-layout'

Suede Tall Boots

Suede Tall Boots are Common women's shoes. They can be worn by only Unlimited Access members. They can be bought from Truehound's Tailor Shop on Port Royal, Dolores Tailoring Shoppe, and Blanca's Tailor Shop on Padres Del Fuego.

- Store price: 800 gold
- Resale price: gold



PotCO - Suit Vest

Error rendering macro 'live-template'

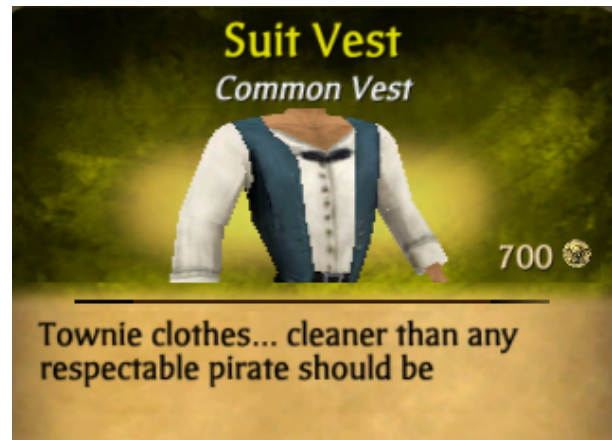
Template named 'Composition1' is not accessible.

Unknown macro: 'use-layout'

Suit Vest

Suit Vests are Common men's vests which are worn open. They can only be worn by Unlimited Access members. They are also able to be looted or can be bought from Truehound's Tailor Shop in Port Royal or Callecutter's Tailor Shoppe on Tortuga.

- Store price: 700 gold
- Resale price: 35 gold



PotCO - Suspender Tank

Error rendering macro 'live-template'

Template named 'Composition1' is not accessible.

 Unknown macro: 'use-layout'

Suspender Tank

A **Suspender Tank** is a common male tank. It can only be worn by Unlimited Access members. It can also be looted or can be bought from Truehound's Tailor Shop on Port Royal or at Callecutter's Tailor Shoppe on Tortuga.

- Store price: 500 gold
- Resale price: 25 gold



PotCO - Swabbie Shirt

Error rendering macro 'live-template'

Template named 'Composition1' is not accessible.

 Unknown macro: 'use-layout'

Swabbie Shirt

A **Swabbie Shirt** is a common male shirt. It may only be worn by Unlimited Access members. It can also be looted or can be bought from Truehound's Tailor Shop on Port Royal or at Pugpratt's Tailoring on Cuba.

- Store price: 500 gold
- Resale price: 25 gold



PotCO - Swabby's Jacket

Error rendering macro 'live-template'

Template named 'Composition1' is not accessible.

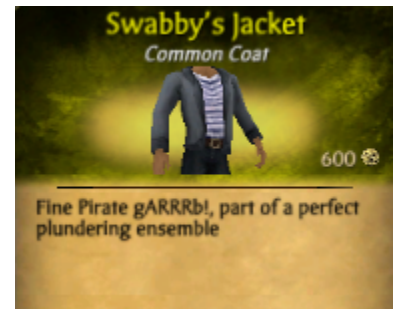


Unknown macro: 'use-layout'

Swabby's Jacket

Swabby's Jackets are Common men's coats, that can only be worn by Unlimited Access members. These coats can be found at Tailor Shops on Padres Del Fuego, Cuba, Port Royal and Tortuga.

- Store Price: 600 gold
- Resale Price: 30 gold



PotCO - Swab the Deck Trousers

Error rendering macro 'live-template'

Template named 'Composition1' is not accessible.

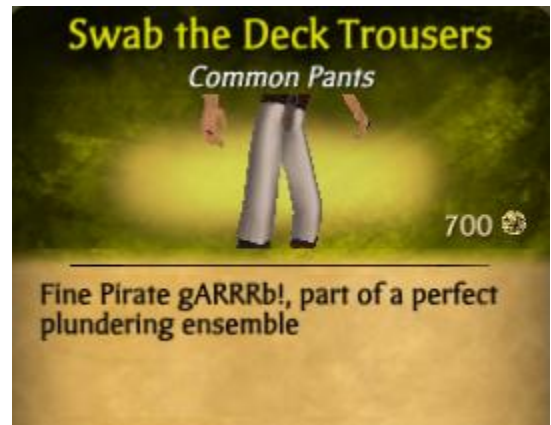


Unknown macro: 'use-layout'

Swab the Deck Trousers

Swab the Deck Trousers are common loose men's pants. They can only be worn by Unlimited Access Members. They are only available from Tobias Pugpratt and Nathaniel Truehound from their respective tailor shops, Pugpratt's Tailoring on Cuba and Truehound's Tailor Shop on Port Royal. They strongly resemble the Denim Skullsnap Trousers and Faded Skullsnap Trousers.

- Store price: 700 Gold
- Resale Price: 35 Gold



PotCO - Tailored Capris

Error rendering macro 'live-template'

Template named 'Composition1' is not accessible.

Unknown macro: 'use-layout'

Tailored Capris

Tailored Capris are Common women's pants that can be worn by both Basic Access and Unlimited Access members. These pants can be found at Tailor Shops on Port Royal.

- Store Price: 300 gold
- Resale Price: 15 gold



PotCO - Tailored Puffy Shirt

Error rendering macro 'live-template'

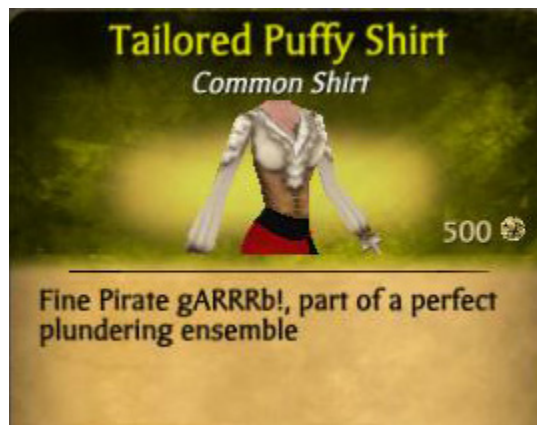
Template named 'Composition1' is not accessible.

Unknown macro: 'use-layout'

Tailored Puffy Shirt

Tailored Puffy Shirts are Common women's shirt that can only be worn by Unlimited Access members. These shirts can be found at Tailor Shops on Padres Del Fuego.

- Store Price: 500 gold
- Resale Price: gold



PotCO - Tassles Sash

Error rendering macro 'live-template'

Template named 'Composition1' is not accessible.

Unknown macro: 'use-layout'

Tassles Sash

A **Tassles Sash** is a common female belt. It can be worn by Unlimited Access members only. It can also be looted or can be bought from Truehound's Tailor Shop on Port Royal.

- Store price: 300 Gold
- Resale price: 15 Gold



PotCO - Teacher's Blouse

Error rendering macro 'live-template'

Template named 'Composition1' is not accessible.

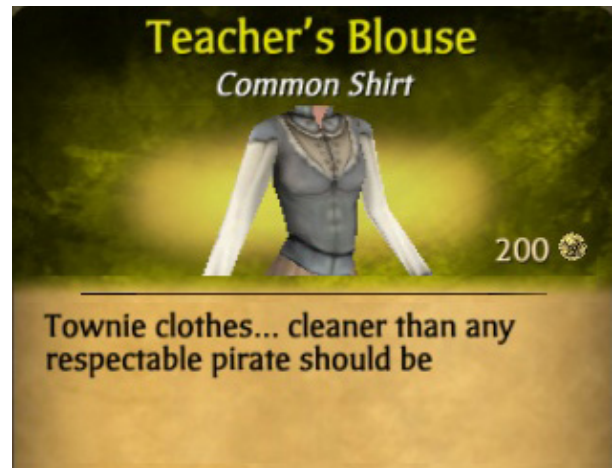


Unknown macro: 'use-layout'

Teacher's Blouse

Teacher's Blouses are Common women's shirt that can only be worn by Unlimited Access members. These shirts can be found at Tailor Shops on Tortuga.

- Store Price: 200 gold
- Resale Price: gold



PotCO - Tie Shorts

Error rendering macro 'live-template'

Template named 'Composition1' is not accessible.

Unknown macro: 'use-layout'

Tie Shorts

Tie Shorts are Common women's pants that can only be worn by Unlimited Access members. These pants can be bought at Tailor Shops on Port Royal and Tortuga.

- Store Price: 700 Gold.
- Resale Price: 35 Gold.



PotCO - Tourist Long Coat

Error rendering macro 'live-template'

Template named 'Composition1' is not accessible.

Unknown macro: 'use-layout'

Tourist Long Coat

Tourist Long Coats are Common men's coats, that can only be worn by Unlimited Access members. These coats can be found at Tailor Shops on Padres Del Fuego, Cuba, and Tortuga.

- Store Price: 1,000 gold
- Resale Price: gold



PotCO - Trader Long Coat

Error rendering macro 'live-template'

Template named 'Composition1' is not accessible.

Unknown macro: 'use-layout'

Trader Long Coat

Trader Long Coats are Common men's coats, that can only be worn by Unlimited Access members. These coats can be found at Tailor Shops on Padres Del Fuego, Cuba, and Tortuga.

- Store Price: 1,000 Gold
- Resale Price: Gold



PotCO - Trimmed Blouse

Error rendering macro 'live-template'

Template named 'Composition1' is not accessible.

Unknown macro: 'use-layout'

Trimmed Blouse

Trimmed Blouses are Common women's shirt that can only be worn by Unlimited Access members. These shirts can be found at Tailor Shops on Port Royal.

- Store Price: 500 gold
- Resale Price: 25 gold



PotCO - Trimmed Tank

Error rendering macro 'live-template'

Template named 'Composition1' is not accessible.

Unknown macro: 'use-layout'

Trimmed Tank

A **Trimmed Tank** is a crude male tank. It can be worn by both Basic Access and Unlimited Access members. This Item can be looted or bought from Truehound's Tailor Shop on Port Royal or at Callecutter's Tailor Shoppe on Tortuga.

- Store price: 200 gold
- Resale price: 10 gold



PotCO - Wallop Boots

Error rendering macro 'live-template'

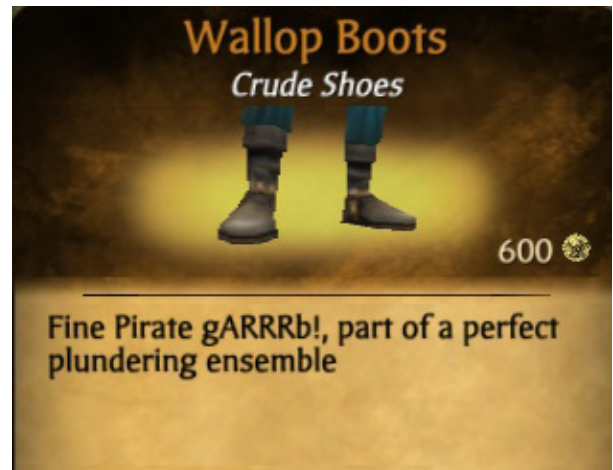
Template named 'Composition1' is not accessible.

Unknown macro: 'use-layout'

Wallop Boots

Wallop Boots are Crude men's shoes. They can be worn by both Basic Access and Unlimited Access members. They are also able to be looted or can be bought from Truehound's Tailor Shop on Port Royal.

- Store price: 600 gold
- Resale price: gold



PotCO - Weathered Long Coat

Error rendering macro 'live-template'

Template named 'Composition1' is not accessible.

 Unknown macro: 'use-layout'

Weathered Long Coat

Weathered Long Coats are Common men's coats, that can only be worn by Unlimited Access members. These coats can be found at Tailor Shops on Padres Del Fuego, Cuba, and Tortuga.

- Store Price: 1,000 gold
- Resale Price: gold



PotCO - Whaling Jacket

Error rendering macro 'live-template'

Template named 'Composition1' is not accessible.

Unknown macro: 'use-layout'

Whaling Jacket

Whaling Jackets are Rare men's jackets, that can only be worn by Unlimited Access members. This Jacket can be found at Tailor Shops on Padres Del Fuego, Cuba, and Tortuga.

- Store Price: 2800 Gold.
- Resale Price: 130 Gold.



PotCO - Woodland Belt

Error rendering macro 'live-template'

Template named 'Composition1' is not accessible.

Unknown macro: 'use-layout'

Woodland Belt

A **Woodland Belt** is a common female belt. They can be worn by Unlimited Access members only. They are also able to be looted or can be bought from Truehound's Tailor Shop on Port Royal or Blanca's Tailor Shoppe on Las Pulgas, Padres Del Fuego.

- Store price: 300 Gold
- Resale price: 15 Gold



PotCO - Woodland Skirt

Error rendering macro 'live-template'

Template named 'Composition1' is not accessible.

Unknown macro: 'use-layout'

Woodland Skirt

Woodland Skirts are Common women's pants that can only be worn by Unlimited Access members. These pants can be found at Tailor Shops on Padres Del Fuego and Port Royal.

- Store Price: 700 gold
- Resale Price: gold



PotCO - Woodland Top

Error rendering macro 'live-template'

Template named 'Composition1' is not accessible.



Unknown macro: 'use-layout'

Woodland Top

Woodland Tops are Common women's shirts that can only be worn by Unlimited Access members. These shirts can be found at Tailor Shops on Port Royal.

- Store Price: 500 gold
- Resale Price: 35 gold

Game Note

This shirt is required as part of the Raven's Cove Quest. Female pirates must dress up as Sadie Clubheart as part of the quest.



PotCO - Woodland Vest

Error rendering macro 'live-template'

Template named 'Composition1' is not accessible.

Unknown macro: 'use-layout'

Woodland Vest

Woodland Vests are Common men's vests which are worn closed. They can only be worn by Unlimited Access members. They can be found in loot or bought from Truehound's Tailor Shop in Port Royal or Pugpratt's Tailoring on Cuba.

- Store price: 700 gold
- Resale price: 35 gold



PotCO - Woolen Frock Coat

Error rendering macro 'live-template'

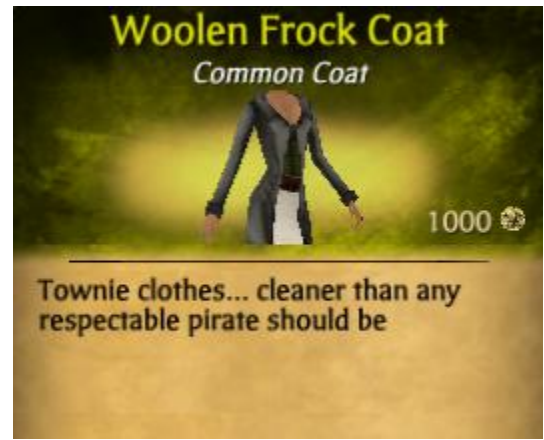
Template named 'Composition1' is not accessible.

Unknown macro: 'use-layout'

Woolen Frock Coat

Woolen Frock Coats are Common women's coats, that can only be worn by Unlimited Access members. These coats can be found at Tailor Shops on Port Royal, Cuba, and Tortuga.

- Store Price: 1,000 Gold.
- Resale Price: Gold.



PotCO - Woolen Long Coat

Error rendering macro 'live-template'

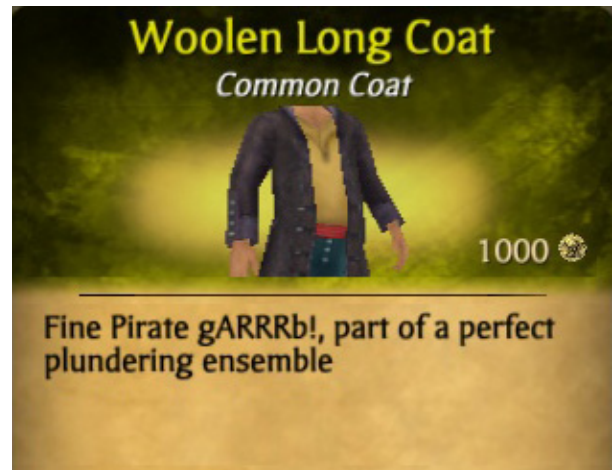
Template named 'Composition1' is not accessible.

Unknown macro: 'use-layout'

Woolen Long Coat

Woolen Long Coats are Common men's coats, that can only be worn by Unlimited Access members. These coats can be found at Tailor Shops on Padres Del Fuego, Cuba, and Tortuga.

- Store Price: 1,000 Gold.
- Resale Price: Gold.



PotCO - Worn in Boots

Error rendering macro 'live-template'

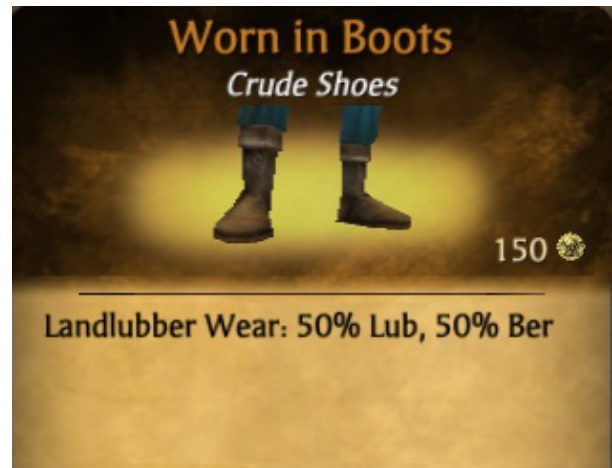
Template named 'Composition1' is not accessible.

Unknown macro: 'use-layout'

Worn in Boots

Worn in Boots are Crude men's shoes. They can be worn by both Basic Access and Unlimited Access members. They are also able to be looted or can be bought from Truehound's Tailor Shop on Port Royal.

- Store price: 150 gold
- Resale price: gold



Pirates of the Caribbean Online - Dig Spots

Error rendering macro 'live-template'

Template named 'Composition1' is not accessible.

Unknown macro: 'use-layout'



Dig Spots

Overview

One frequent task is to hunt for buried treasure on a specific island. You can identify possible **dig spots** as a patch of dirt. A green circle appears if your pirate is very close to one. There are numerous dig spots on each island and in each area. .

Once you find a dig spot, use the **Shift** key to make your pirate "dig" in hope of finding a quest item. If there is something to be found, the pirate will then begin to dig and a chest will emerge from the hole.

If the quest is found, it will immediately update your Quest Journal and may add to your inventory (like found gold). You can find anywhere from 7 to 13 gold in a treasure chest from dig spot.

Often a message "Nothing of interest here" will appear, in which case there is no point trying that spot again. Other times, after the animation of your pirate's digging, you get the message "No quest items found." Digging again in that spot, even digging there again immediately, will often produce the desired quest item. Remember you can only search for treasure if you have a quest to do so.

Game Note

During this time of digging, which can take a few seconds, you are VULNERABLE to attack! If you are attacked, the pirate will stop digging immediately. If you are digging in a fort or on Kingshead, the closest navy guard will come up to you and attack. Make sure you kill him before he does to you.

Also, the spots listed below are not complete and may change. If you find a dig spot that is not listed or moved, please feel free to add or edit it. If you're looking for multiple things like sword upgrade quest, then you can wait a minute and the spot will reappear.

Spots originally were not represented by a X on a patch of dirt and you had to locate them yourself. This was likely done to help players locate the hidden sites much easier. There are some that are the color of the grass but it's uncommon.

Port Royal

>>

Port Royal

>>

King's Run

>>

Wicked Thicket

>>

Murky Hollow

>>

Governor's Garden

>>

Royal Caverns

Port Royal dig spots

Green Dots=Dig Spots



Kings Run dig spots




Wicked Thicket dig spots



Murky Hollow dig spots



Governor's Garden dig spots



Green Dots= Dig Spots

Royal Caverns dig spots



Tortuga

>>

Tortuga

>>

Misty Mire

>>

Tortuga Graveyard

>>

Thieves' Den

>>

Wildwoods

>>

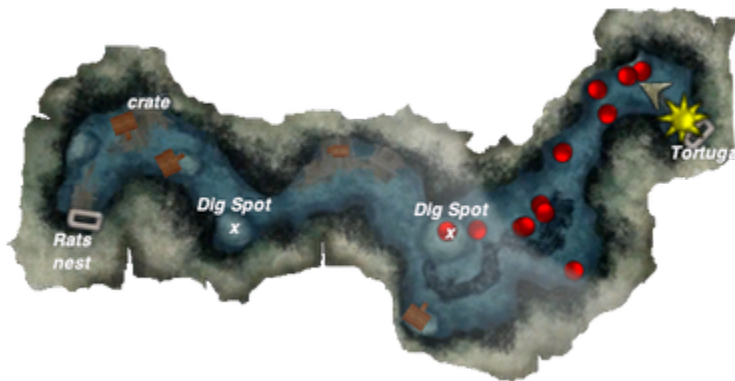
Rat's Nest

Tortuga dig spots

Green Dots= Dig Spots



Misty Mire dig spots



Tortuga Graveyard dig spots



Thieves' Den dig spots



Wildwoods dig spots



Rat's Nest dig spots



Padres Del Fuego

>>

Padres Del Fuego

>>

El Sudoron

>>

Beckett's Quarry

>>

Catacombs

>>

Lava Gorge

Padres Del Fuego dig spots



El Sudoron dig spots



Beckett's Quarry dig spots

Green Dots= Dig Spots



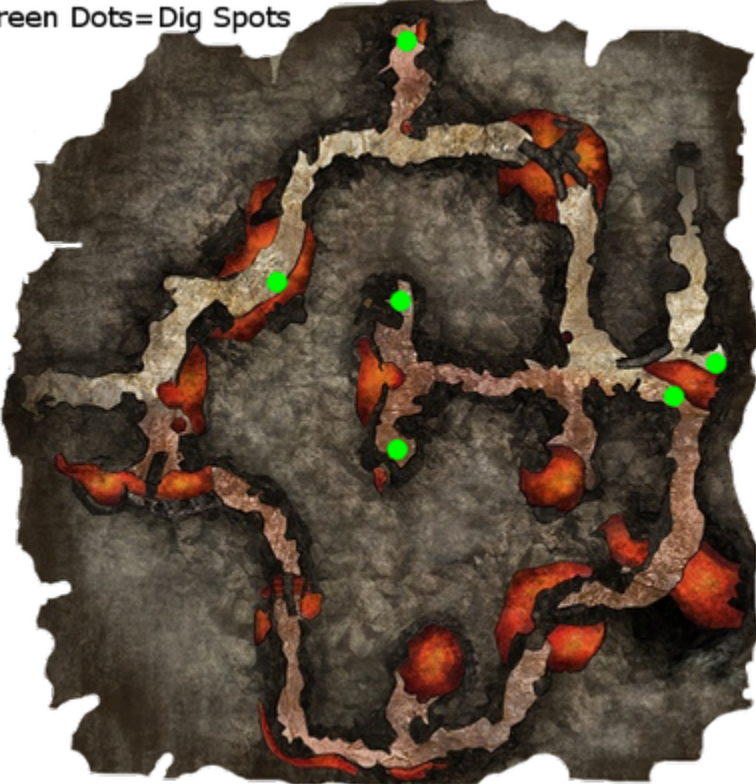
Catacombs dig spots

Green Dots= Digs Spots



Lava Gorge dig spots

Green Dots= Dig Spots



Raven's Cove

>>

El Patron's Mine

El Patron's Mine dig spots



The first dig spot for finding the third idol, this is located near the entrance, from the entrance go left.



The second dig spot for finding the third idol, when going to Bellrog go right during the straight path and there will be a Traitor Ghost as well.



The third dig spot for the third idol, this is located near the watery grave and at the wall between a double pathway.



The forth and final dig spot for the third idol, this is near the top center of the map with a short dead end.



This is located near the entrance and a skull pillar. This is one of two areas to dig for the Journals.



Near the southern grave, all the way down on the map, this is one of two places to search for the Journals.

Isla Tormenta

>>

Isla Tormenta

Cursed Caverns

Isla Tormenta dig spots



Digspot #1: Lies right in front of the right entrance.



Digspot #2: Lies to the left of the right entrance, and is close to a group of tree's



Digspot #3: Lie's behind a large rock, and is close to the shore of the island.



Digspot #4: Lies close to a bunch of rock's and is extremely close to Digspot #4.

Cursed Caverns dig spots

Green Dots= Dig Spots



Other Islands

>>

Isla Perdida

>>

Outcast Isle

>>

Devil's Anvil

>>

Kingshead

>>

Driftwood Isle

>>

Cutthroat Jungle

>>

Isla Cangrejos

>>

Rumrunner's Isle

Isla Perdida dig spots



Near the center of Queen's Nest, in a tree grove by nests, and surrounded by many Wasps.

By the waterfall, west of the rock bridge.

Outcast Isle dig spots



Digspot #1: Lies on center island looking towards the island with Dog Lockgrim and stumps.

Digspot #2: Lies on the island with Dog Lockgrim and stumps next to a pile of rocks that end in a dead end.



Digspot #3: Lies on the center island right next to an Ancient Fly Trap and looks towards Devil Root's island.

Devil's Anvil dig spots



Digspot #1: Lies at the foot of a tall tree in the center of the island.



Digspot #2: Lies on the left side of the island. It is close to a large rock form.



Digspot #3: Lies on the left side of the island right next to a large rock form on the left side of the island.



Digspot #4: Lies in the center of the island close to a dinghy and some trees.



Digspot #5: Lies on the right side of the island close to a large group of trees.

Kingshead dig spots



Between the group of rocks against the wall directly to the left as you enter the main yard through the main entrance from the docks.



In the back left corner as you enter the main yard through the main entrance from the docks. It is right next to the large tree.



Up a set of stairs to the left just when you reach the top of the tree lined path. It's across from the stairs to get to Remington the Vicious.

Driftwood Isle dig spots



Digspot #1: Near the dingy and by the path to Bronze John. Located in the near the center of the beach.



Digspot #2: By a cluster of trees and on the path to Bronze John.



Digspot #3: Near a group of trees, on a hill and by near digspot #5.



Digspot #4: Near John Smith's shipwrecked ship.



Digspot #6: Near a group of rocks that is surrounded by Giant crabs.



Digspot #5: On the hill surrounded by crabs and near Bronze John's cabin.



Digspot #7: Near the islands center with many wasps surrounding it. Close to a wall and tree's.



Digspot #8: Lies at the back of the island behind digspot #7, and is surround by many Terror Wasps.

Cutthroat Jungle dig spots



Isla Cangrejos



Digspot #1: Near the dinghy and in between digspot #2 and #3, near the shore of the island.



Digspot #2: Near Crouquettes De Crabe.



Digspot #3: Near the undead graveyard, close to two mausoleums, one with a casket and one that's closed shut.



Digspot #4: On the hill above the graveyard near Jacques le Blanc.



Digspot #5: Near the the path leading to the back of the island, giant crabs hover nearby.



Digspot #6: Has a graveyard to the right and is close to a wall, surrounded by bushes and trees.



Digspot #7: Near the graveyard that's filled with French Lieutenant's and French Maitre's. Close to the shore.

Digspot #8: Close to the shore that's by the boss Scatter Snap, near a dinghy.



Digspot #9: Near the boss Jacques le Blanc and undead graveyard.

Rumrunners Isle dig spots



First digspot is north of the Rum Cellar.



Second digspot is located between the dingy and the Rum Cellar.



The third digspot is located between a group of wasps and near the path leading to the other beach.



The fourth digspot is located near Venom Lash in between a group of tree's with wasps nearby.



The Rum Cellar is located near Bastien Craven in between a group of trees.

Pirates of the Caribbean Online - Equipment

Error rendering macro 'live-template'

Template named 'Composition1' is not accessible.

Unknown macro: 'use-layout'



Equipment

Overview

A pirate cannot survive the harsh waters of the Caribbean with only their weapons! There are many others items that are useful or even necessary to reach his or her goals.

Immediately following their release from jail, they are given a Sea Chest and Journal by Will Turner. Later, the pirate is given an enchanted Compass from Tia Dalma, much like the one carried by Captain Jack Sparrow that will guide them where they need to go or where a quest object can be found.

Level Up



"How can we sail to an island that nobody can find with a compass that doesn't work?" - Will Turner



Cannon Rams

Navigation Tools



Sea Chest

PotCO - Cannon Rams

Error rendering macro 'live-template'

Template named 'Composition1' is not accessible.

Unknown macro: 'use-layout'



Cannon Rams

Overview

A **Cannon Ram** is a piece of equipment that gives the pirate a boost to a specific cannon skill or reduces the reload time for all cannon skills. They can sometimes be found in loot, but are most commonly found in the Cannon Defense Mini Game and Fishing. Famed cannon rams are primarily found in Cannon Defense.

Game Note: If a player puts a Cannon Ram in the sailing item slot, then reverts to Basic Access, that player still gets the boosts from the ram, as long as it is not removed from the slot.

Level Up

LEVEL UP!

Cannon level up adds +5 HP, +0 Voodoo

Click on any column to sort items

Rarity	Name	Abilities	Skill Required
Famed	Bloodhound Cannon Ram	Infinite Chain Shot, Chain Shot +2, Firebrand +1	Cannon 15
Common	Bronze Cannon Ram	Critical Round Shot 1, Round Shot +1	Cannon 3
Famed	Cajun Cannon Ram	Critical Firebrand 3, Firebrand +3	Cannon 24

Rare	Cloth Cannon Ram	Extra Chain Shot Range 1, Chain Shot +1 Firebrand +1	Cannon 9
Rare	Cotton Cannon Ram	Critical Chain Shot 1, Chain Shot +1	Cannon 8
Rare	Fiery Cannon Ram	Critical Firebrand 1, Firebrand +1	Cannon 16
Famed	Fleece Cannon Ram	Critical Chain Shot 3, Chain Shot +3	Cannon 18
Rare	Greyhound Cannon Ram	Infinite Chain Shot 1, Chain Shot +1	Cannon 7
Rare	Gunner's Cannon Ram	Rapid Reload +2, Round Shot +1	Cannon 12
Common	Hasty Cannon Ram	Rapid Reload +1	Cannon 7
Rare	Haunted Cannon Ram	Critical Fury, Fury +1	Cannon 24
Rare	Iron Cannon Ram	Critical Round Shot 2, Round Shot +2	Cannon 6
Famed	Iron Priming Ram	Extra Explosive Range 2, Explosive +2, Thunderbolt +1	Cannon 24
Famed	Makeshift Cannon Ram	Infinite Grape Shot, Grape Shot +1, Chain Shot +1	Cannon 12
Rare	Marauder Cannon Ram	Infinite Firebrand 1, Firebrand +1	Cannon 14
Famed	Master Gunner's Cannon Ram	Rapid Reload +3, Round Shot +2	Cannon 18
Crude	Old Cannon Ram	Round Shot +1	Cannon 3
Famed	Padded Cannon Ram	Extra Chain Shot Range 2, Chain Shot +2, Explosive +1	Cannon 18
Rare	Phantom Cannon Ram	Infinite Thunderbolt, Thunderbolt +1	Cannon 21
Rare	Priming Ram	Extra Explosive Range 1, Explosive Round +1, Round Shot +1	Cannon 17
Rare	Revenant Cannon Ram	Infinite Fury, Fury +1	Cannon 24
Famed	Searing Cannon Ram	Critical Firebrand 2, Firebrand +2	Cannon 20
Famed	Steel Cannon Ram	Critical Round Shot 3, Round Shot +3	Cannon 12
Famed	Wool Cannon Ram	Critical Chain Shot 2, Chain Shot +2	Cannon 14

PotCO - Navigation Tools

Error rendering macro 'live-template'

Template named 'Composition1' is not accessible.

Unknown macro: 'use-layout'



Navigation Tools

Overview

Navigation Tools are any piece of equipment, such as charts, globes or charms, that allow a pirate to increase their sailing skills. They can only be found in loot or as a quest bonus and are commonly found in loot skull chest from Navy and Eitc treasure fleets.

Level Up

LEVEL UP!

Sailing level up adds +5 HP, +0 Voodoo

PotCO - Sea Chest

Error rendering macro 'live-template'

Template named 'Composition1' is not accessible.

Unknown macro: 'use-layout'



Sea Chest

Overview

The Sea Chest is the first item the pirate receives as soon as they exit the jail on Rambleshack.

In Pirates of the Caribbean Online, the Sea Chest functions as a Menu. To access it, click on the Sea Chest icon in the lower-right or press the **Tab** key.

Game Note: Originally, in the intro to the game you had to go to a bar on Rambleshack and get the Sea Chest from Doggerel Dan and his wife.



The Pirates of the Caribbean Online Menu or the Sea Chest options that are available:



Hearties Menu

By clicking on the Mug or Pressing 'F' - the pirate can view their Friends, Crew, or Guild information, such as how many members there are. This menu shows all the player's various acquaintances.



Compass

By clicking on the Compass or Pressing 'C', the compass will appear in the upper-right corner of your screen. The compass shows enemies in red, other players in blue, crewmates in purple, and townsfolk in green.



Map Menu

To bring up a complete Map of the Caribbean, click on the Globe or Press 'M'. The map will display the islands or ship the pirate is currently on. Any tracked quest goals will be displayed as a Yellow star.



Inventory Menu

Click on the Chest or press 'I' to view your Inventory. This includes Weapon Belt, Ammo Pouch, Materials Pouch, Garb, Jewelry & Tattoos, Treasure, Cheat Cards



Notoriety Menu

Click on the Pistol and Dagger or press 'Y' to view your Notoriety menu. This shows you a list of your current weapon levels including Potions and Fishing.



Skills Menu

The Skills menu displays the pirate's current skill levels and abilities. View them by clicking the Wheel icon or Press 'K'.



Badges Menu

By pressing 'B' on your keyboard or pressing the badges icon, you can open the Badges Menu which displays your PvP Infamy rank for both PvP and SvS (Privateering). It also allows you to add your rank for PvP or SvS next to your name tag, or your ship's name tag.



Ships Menu

To view your ships, click on the Ship icon or Press 'H'. You will be able to view the Ship Details.





Quest Journal Menu

To view the pirate's current quests, click on the Book icon or Press '**J**'. When you open your journal, it will display the quest that you are currently tracking.



Lookout

To enter various additional games, like Pirate vs. Pirate, **Treasure Map** (Black Pearl), Play Cards or Privateering, you can also look for crews using this feature. - click the Spyglass icon or Press '**L**' .



Options Menu

By clicking the Gears, pressing the ESC key or pressing '**F7**', **Game Options** appear. The pirate can select Video, Audio, and other settings that affect how the game plays.

Pirates of the Caribbean Online - Quests

Error rendering macro 'live-template'

Template named 'Composition1' is not accessible.



Unknown macro: 'use-layout'

>>
>>
>>

>>
>>
>>
>>
>>
>>
>>

Quest Basics:

Everyone in the Caribbean has their own agenda – especially Jack Sparrow. And since you owe your freedom to him, he'll take every opportunity to enlist your aid as partial payments of that debt. He and others will offer you Quests – sometimes complex and often dangerous tasks.

By obtaining and completing Quests, you will advance your own agenda, earn vital skills, learn valuable information, and build the Notoriety that is the ultimate goal for all pirates.

Types of Quests:

There are two basic types of Quests. First, there are Story Quests. These are assigned to you by the likes of Jack Sparrow, Elizabeth Swann, and Joshamee Gibbs. These Quests have a mark of Destiny about them and are unavoidable. You must complete them before you can move on.

Work For Hire Quests will be offered by shopkeepers and other ordinary folk. Opportunity (or Fortune) Quests are optional and can be abandoned at any time by clicking on that Quest in your Quest Journal, and then clicking the Drop button. You can pursue Opportunity Quests at your whim as you perform the major Quests.

Obtaining and Completing Quests:

You can obtain Quests from several sources. The movers and shakers of the Caribbean – island governors, Navy officers, EITC power-mongers – may offer them to you or even force you to do them. Townsfolk, shopkeepers, Voodoo mystics, prisoners --anybody else you meet, might offer you a Quest. As you pursue your own agenda, you will need the help of locals. To get it, you'll likely have to finish a Quest for them.

You may pursue as many Quests as you can carry and, in some cases, pursue them in any order you choose. Check your Quest status regularly – two different Quests might require you to travel to the same place or visit the same person. Common pirate sense decrees that it's less work to kill two birds with a single shot.

There are some Quests that you will be able to complete on your own. At other times, you will find you need the help of your fellow Pirates. Need to sink a Skeleton ship that's too much for you to handle on your own? Enlist the help of your Friends and start a crew. Need to enter a mine guarded by high level EITC guards? Ask the members of your Pirate Crew to help you fight your way through.

Quest Journal:

Becoming truly notorious requires a Pirate to do daring deeds. Many of these deeds will take the form of Quests – tasks you undertake to advance your skills and achieve your goals. You can work on several Quests at once, and your Quest Journal will keep track of each of them for you. Click on it to review your instructions and check your progress.

Some Quests are optional and can be dropped at any time. To drop an optional Quest, click on that Quest in your Quest Journal and then click Drop.

Click on the Sea Chest button – or use the J Hot Key – anytime you need reminding of what you're doing.

Ray of Light:

If you're having trouble figuring out how to complete your current Quest, look for a Ray of Light. It will often appear to help you locate your objective.

Game Tip: From within the Journal, you can track Quests which will be highlighted by the Ray of Light.

Searching:

Some Quests will require you to search for hidden items. Keep an eye out for green circles around barrels, crates, and even certain furniture in people's houses. When you see that circle, hit Shift and start searching!

Quest Rewards:

Most Quests will reward you with something: gold, treasure, vital information, a new skill, a new weapon, a special ability – anything someone has that you may need. But know that not all rewards are what they seem. Aye, the Caribbean is full of mystery and danger, so it's never a bad idea to be wary of some gifts...

Black Pearl Crew Quests

Error rendering macro 'live-template'

Template named 'Composition1' is not accessible.



Unknown macro: 'use-layout'

Overview

Story:

The Black Pearl's been confiscated by the Navy and hidden. The Pearl's more than a ship but a symbol of the freedom pirates everywhere embody... and Jack needs your help to find his crew and recapture her. No easy task.

Besides battling Jolly's undead army, the Navy's trying to impose order and taxes! Even worse, the East India Trading Company (EITC) has a brutal, private army to maintain their grip on trade.

It's the end of the Golden Age of Pirates and Sparrow's calling on all brigands, buccaneers and pirates to keep the Caribbean wild & free... forever!

>>

>>

>>

>>

>>

>>

>>

>>

>>

>>

>>

>>

>>

Find Jack Sparrow - Quest ID: 3000

Speak with Joshamee Gibbs - Quest ID: 3001

1. Prove Loyalty
2. Sink a Navy Ferret
 - a. Defeat 4 Navy Cadets in Wildwoods on Tortuga

Recruit: James Pidgeley

1. Talk to Carver - Quest ID: 3352 - c3r2.6visitCarver
2. Visit Bonita - Quest ID: 3011 - c3r2r1.6.5bribeBonita
 - a. Acquire Tattoo
 - i. Recover 6 Blood from Giant Scorpions in Wildwoods on Tortuga. - Quest ID:
 - ii. Recover 4 Pinches of bone dust from Undead Bandits in Wildwoods on Tortuga - Quest ID: 3012 - c3r2r1r1.1recoverClaw
3. Show Tattoo to Carver - Quest ID: 3015 - c3r2r1.7visitCarver
4. Navy Ship Flags – Recover 2 Flags from Navy Bulwark Ship - Quest ID: 4922
5. Capture Captain Steadman from an EITC Sea Viper ship - Quest ID: 3017
 - a. Maroon Captain Steadman at Any Wild Island - Quest ID: 3018
6. Steal List of Ships – Recover a list from a desk in the Trading Co. Office on Tortuga - Quest ID: 3019
7. Recover 4 arrest warrants from Navy Bulwark ships an return to Carver- Quest ID: 3020
8. Black Guard Assassin
 - a. Defeat Claude D'Arcis in Thieves Den on Tortuga - Quest ID: 4981
 - b. Defeat 8 Navy Guards in Thieves Den on Tortuga - Quest ID: 4980
9. The Bernard Brothers – Sink 3 EITC Sea Viper Ship - Quest ID: 4982
10. Tattoo Removal – Visit Doc Grog's on Tortuga
 - a. Tattoo Removal (Ingredients)
 - i. Recover 8 patches of hair from Undead Pirates in Tortuga Graveyard - Quest ID: 4924
 - ii. Recover 10 vials of liver oil from Undead Mutineers in Tortuga Graveyard - Quest ID: 4923
 - b. Deliver Tattoo Remedy - Quest ID: 19770
11. Steal Final Warrant – Recover an arrest warrant from a desk in EITC Outpost on Tortuga - Quest ID: 19771
12. Visit Joshamee Gibbs - Quest ID: 19772

Recruit: Gordon Greer

1. Find Gordon Greer – visit Gordon Greer in Fort Charles on Port Royal
2. Go see Bingham – Visit Sgt. Bingham in Fort Charles on Port Royal - Quest ID: 3051
3. Bribe Bingham – 10 gold - Quest ID: 3052
4. Bring Bingham Rum
 - a. Recover 3 barrels of rum from Navy Bulwark ships
 - b. Recover 2 barrels of rum from Navy Panther ships
5. Talk to Greer
6. Visit Lt. Peter Blakeley in Blakeley's Residence on Port Royal - Quest ID:
7. Visit June in June Greer Residence on Port Royal - Quest ID: 3057

8. June's Stolen Items (Pt. 1)
 - a. Visit Jeweler Smitty
 - b. Ring Materials
 - i. Steal Refined Sand – Recover 3 Shipments of sand from barrels in Royal Caverns on Port Royal - Quest ID: 4929
 - ii. Recover Navy Ore – Recover 10 Ore from Navy Marines in Royal Caverns on Port Royal - Quest ID: 3927
 - c. Deliver Ring to June - Quest ID: 3062
 - d. Find Chickens in Crates – Recover 5 chickens from crates on Port Royal - Quest ID: 4930
 - e. Plunder Chickens from Navy – Recover 6 chickens from Navy Ships - Quest ID: 4932
 - f. Deliver 12 Eggs to Lt. Peter Blakeley - Quest ID: 3070
 - g. Return to June
9. June's Stolen Items (Pt. 2)
 - a. Visit Lucinda - Quest ID: 3073
 - b. Necklace Materials
 - i. Recover 8 Bile Sacks from Rabid Bats in Murky Hollow on Port Royal - Quest ID: 4935
 - ii. Recover 4 Gourd Shakers from Undead Witchdoctors in Murky Hollow on Port Royal - Quest ID: 4934
 - iii. Recover 4 teeth from Undead Brutes in Murky Hollow on Port Royal - Quest ID: 4933
 - c. Deliver Necklace - Quest ID: 3078
10. June's Jewelry Box
 - a. Recover 2 love letters from Navy Panther ships - Quest ID: 4937
 - b. Recover 2 box items from EITC Corvette ships - Quest ID: 4936
11. June's Doll
 - a. Visit Edward Stormhawk - Quest ID: 4938
 - b. Visit Angel O'Bonney - Quest ID: 4939
 - c. Curse Remedy
 - i. Recover 6 gall bladders from Dire Scorpions in Wicked Thickets on Port Royal - Quest ID: 4941
 - ii. Recover 6 stingers from Killer Wasps in Wicked Thicket on Port Royal. - Quest ID: 4940
 - iii. Defeat 3 Vampire Bats in Wicked Thicket on Port Royal. - Quest ID: 4942
 - d. Deliver Cure to Edward Stormhawk - Quest ID: 4943
 - e. Deliver Doll - Quest ID: 3094; 4944
12. June's Stolen Items (pt. 3)
 - a. Visit Cassandra - Quest ID:
 - b. Plunder Honey – Recover 3 Barrels of Honey from Navy Greyhound Ships - Quest ID: 4945
 - c. Recover Jewelry for Cassandra
 - i. Recover 4 rings from Navy Sergeants in Royal Caverns on Port Royal. - Quest ID: 4947
 - ii. Recover 4 earrings from EITC Thugs in Royal Caverns on Port Royal. - Quest ID: 4946
 - iii. Deliver Parrot - Quest ID: 3103
 - d. Deliver List to Greer - Quest ID: 3111
 - e. Right Greer's Wrongs
13. William Turk
 - a. Visit William Turk
 - b. Sink 8 Navy Ships

14. Doc Grog
 - a. Visit Doc Grog
 - b. Medicine Ingredients
 - c. Recover 8 eye sockets from Undead Brigands in Rat's Nest on Tortuga. - Quest ID: 4951
 - d. Recover 8 toenails from Big Alligators in Rat's Nest on Tortuga. - Quest ID: 4952
 - e. Recover Rum
 - f. Recover 2 bottles of fine rum from Navy Vanguard ships. - Quest ID: 4953
15. Orinda Le Jeune
 - a. Visit Orinda
 - b. Capture Althea from a Navy Greyhound Ship - Quest ID: 3123, new 4954
 - c. Maroon Althea on any Wild Island - Quest ID: 3124
 - d. Deliver Bracelet - Quest ID: 3127
16. Lucinda
 - a. Visit Lucinda
 - b. Items for Lucinda
 - c. Recover an empty rum bottle from a shelf in Fort Charles on Port Royal. - Quest ID: 4957
 - d. Recover 5 gunpowder pouches from Navy Veterans in Fort Charles on Port Royal.
 - e. Recover 5 sugars from EITC Grunts in Fort Charles on Port Royal.
 - f. Ribs of Undead - Recover 3 salted ribs from Phantom ships. - Quest ID: 4958
17. Visit Blakeley
 - a. Disrupt Ritual
 - i. Defeat 10 Undead Brigands in Murky Hollow on Port Royal.
 - ii. Defeat General Bloodless in Murky Hollow on Port Royal.
18. Return to Gordon Greer
19. Return to Gibbs

Recruit: Hendry Cutts

1. Talk to Millie
2. Talk to Cutts
3. Recover Cutts' Pearls
 - a. Stolen Pearls - Recover 4 engraved pearls Undead Brigands in Rat's Nest on Tortuga.
 - b. Visit Bowdash
 - c. Win at Poker - Win 40 gold playing poker.
 - d. Bowdash's Payback
 - i. Sink 2 EITC Sentinel ships.
 - ii. Sink 3 EITC Corvette ships.
 - e. Deliver the Cufflinks
4. Pearls at Sea - Recover 3 engraved pearls from EITC Bloodhound ships.
5. Navy Soldiers - Recover 5 engraved pearls from Navy Veterans in Fort Charles on Port Royal.
6. Visit Ben Flatts
7. Distract the Navy - Sink 6 Navy ships.
8. Dig up Buried Treasure - Recover a sack of pearls from a buried treasure chest in Rat's Nest on Tortuga.
9. Visit Fabiola for a Cure - Quest ID: 3081
 - a. Cure the Curse
 - i. Recover 4 alligator saliva from Big Alligators in Misty Mire on Tortuga.
 - ii. Recover 6 blood from Undead Brigands in Misty Mire on Tortuga.
 - iii. Recover a venom sack from a Rancid Fly Trap in Misty Mire on Tortuga.
 - b. Deliver Pearls
 - c. Fabiola's Earrings - Recover 4 cursed wood from Phantom ships.
 - d. Deliver Pearls
10. Visit Mallet. - Quest ID: 3023; 3080
 - a. Alberto's Pearls on Rumrunner's
 - i. Alberto's Remains - Recover 5 engraved pearls from Dread Scorpions on Rumrunner's Isle.
 - ii. Alberto's Pearls - Recover a sack of pearls from a buried treasure chest on Rumrunner's Isle.
 - b. Deliver Pearls
11. Visit Jack Sparrow
 - a. Black Pearl Documents
 - i. Recover a document from a Navy Centurion ship.
 - ii. Sink 3 Navy Vanguard ships.
 - iii. Deliver Pearl to Cutts
 - iv. Deliver Necklace - Deliver a necklace to Millie in Millie's Cottage on Tortuga.
12. Return to Gibbs

Recruit: Nill Offrill

1. Talk to Nill
2. Win at Blackjack – 25 Gold
 - a. Indebted to Doc Grog
 - i. Visit Doc Grog
 1. Collect Elixir Ingredients
 - a. Recover 12 containers of bile from Big Alligators in Rat's Nest on Tortuga.
 - b. Recover 8 containers of bile from Vampire Bats in Rat's Nest on Tortuga.
 - ii. Recover Grog's Chests - Recover 3 chests from Navy Vanguard ships.
 - iii. Return to Nill
 - b. Indebted to Andrew Bowdash
 - i. Visit Andrew Bowdash
 - ii. Recover Flags - Recover 8 flags from East India Trading Co ships.
 - iii. Capture Captain Billington from a Navy Centurion ship.
 - iv. Maroon Captain Billington
 - v. Deliver Scepter
 - vi. Recover a Key - Recover a key from a Huge Alligator in Misty Mire on Tortuga.
 - vii. Recover a Treasure - Recover a diamond from a buried treasure chest in Misty Mire on Tortuga.
 - viii. Return to Nill
 - c. Indebted to Karbay Benedek
 - i. Visit Karbay Benedek
 1. Capture Wallace from an EITC Bloodhound ship.
 2. Maroon Wallace
 3. Deliver Payment
 4. Recover Rum - Recover 3 bottles of rum from Undead Duelists in Rat's Nest on Tortuga.
 - ii. Visit Ben Flatts
 1. Sink Ships for Flatts - Sink 7 Navy Galleon or Frigate ships.
 2. Deliver Ben's Money
 3. Capture O'Henry - Capture O'Henry from a Phantom ship.
 4. Recover Rings - Recover 5 gold chains from Rancid Fly Traps in Misty Mire on Tortuga.
 - iii. Return to Nill
 - d. Visit Craven - Quest ID:
 - i. Chores for Craven
 - e. Recover a bottle of ten year old rum from a crate in Rum Cellar on Rumrunner's Isle.
 - i. Defeat 20 Killer Wasps in Rumrunner's Isle
 - ii. Defeat 3 Dread Scorpions in Rumrunner's Isle.
 - f. Deliver Dice - Quest ID:
 - g. Win at Poker – 60 Gold
 3. Return to Gibbs

Recruit: Doc Grog

1. Visit Doc Grog
2. Kraken Eyes - Recover 8 kraken eyes from East India Trading Co ships.
3. Ingredients for Grog
 - a. Recover 20 hairs from Undead Brigands on Tortuga.
 - b. Recover 20 alligator saliva from Big Alligators on Tortuga.
4. Ingredients for Grog
 - a. Recover 14 containers of bile from Giant Crabs on Driftwood Island.
 - b. Recover 14 stingers from Terror Wasps on Driftwood Island.
5. Critical Ingredients
 - a. Recover 10 pinches of bone dust from Undead Duelists in Misty Mire on Tortuga.
 - b. Recover 8 venom from Rancid Fly Traps in Misty Mire on Tortuga.
 - c. Recover 8 croc water from Huge Alligators in Misty Mire on Tortuga.
 - d. Sink EITC Ships - Sink 3 EITC Ironwall ships.
6. Final Ingredients
 - a. Recover 20 eggs from Giant Crabs on Isla Cangrejos.
 - b. Recover a container of bile from a Giant Crab on Isla Cangrejos.
 - c. Recover 4 splinters from Phantom ships.
7. Visit Jack Sparrow
 - a. Favors for Jack
 - i. Defeat 14 Undead Duelists in Cutthroat Isle.
 - ii. Defeat 6 Spanish Undead Banditos in Cutthroat Isle.
 - iii. Defeat 16 Spanish Undead Conquistadors in Cutthroat Isle.
8. Deliver Giant Scorpion Eyes - Deliver 4 eyes to Doc Grog in Doc Grog's on Tortuga.
9. Administer Medicine - Deliver a remedy to Le Cerdo in Doc Grog's on Tortuga.
10. Return to Gibbs# Visit Doc Grog
11. Kraken Eyes - Recover 8 kraken eyes from East India Trading Co ships.
12. Ingredients for Grog
 - a. Recover 20 hairs from Undead Brigands on Tortuga.
 - b. Recover 20 alligator saliva from Big Alligators on Tortuga.
13. Ingredients for Grog
 - a. Recover 14 containers of bile from Giant Crabs on Driftwood Island.
 - b. Recover 14 stingers from Terror Wasps on Driftwood Island.
14. Critical Ingredients
 - a. Recover 10 pinches of bone dust from Undead Duelists in Misty Mire on Tortuga.
 - b. Recover 8 venom from Rancid Fly Traps in Misty Mire on Tortuga.
 - c. Recover 8 croc water from Huge Alligators in Misty Mire on Tortuga.
 - d. Sink EITC Ships - Sink 3 EITC Ironwall ships.
15. Final Ingredients
 - a. Recover 20 eggs from Giant Crabs on Isla Cangrejos.
 - b. Recover a container of bile from a Giant Crab on Isla Cangrejos.
 - c. Recover 4 splinters from Phantom ships.
16. Visit Jack Sparrow
 - a. Favors for Jack
 - i. Defeat 14 Undead Duelists in Cutthroat Isle.
 - ii. Defeat 6 Spanish Undead Banditos in Cutthroat Isle.
 - iii. Defeat 16 Spanish Undead Conquistadors in Cutthroat Isle.
17. Deliver Giant Scorpion Eyes - Deliver 4 eyes to Doc Grog in Doc Grog's on Tortuga.
18. Administer Medicine - Deliver a remedy to Le Cerdo in Doc Grog's on Tortuga.
19. Return to Gibbs

Recruit: Gunner

1. Talk to Orinda
2. Recover Chests - Recover 3 chests from Navy Kingfisher ships.
3. Talk to Duchamps
4. Eliminate the Competition
 - a. Sink 8 Navy Galleon or Frigate ships.
 - b. Sink EITC Ironwall ships.
5. Visit Gunner
6. Fish Rum - Recover a bottle of fish rum from a buried treasure chest on Padres Del Fuego.
7. Common Rum
 - a. Light Rum - Recover 16 bottles of light rum from EITC Grunts in Beckett's Quarry on Padres Del Fuego.
 - b. Dark Rum - Recover a bottle of dark rum from Samuel in Beckett's Quarry on Padres Del Fuego.
 - c. Grog - Recover 16 bottles of grog from Navy Veterans in Beckett's Quarry on Padres Del Fuego.
8. Exotic Rum
9. Bone Rum - Recover 3 bottles of bone rum from Phantom ships.
10. Ten Year Old Rum - Recover 6 bottles of ten year old rum from East India Trading Co. Galleon or Frigate ships.
11. Five Year Old Rum - Recover 6 bottles five year old rum from Navy Galleon or Frigate ships.
12. Branded Rum
 - a. EITC Rum - Recover 4 bottles of EITC rum from crates in Fort Dundee on Padres Del Fuego.
 - b. Navy Rum - Recover 8 bottles of Navy rum from barrels in Fort Dundee on Padres Del Fuego.
13. Acquire Empty Bottles - Recover 12 boxes of empty bottles from Navy Galleon or Frigate ships.
14. Make Grog
 - a. Sugar - Recover 8 sugar from Spanish Undead Banditos in Lava Gorge on Padres Del Fuego.
 - b. Water Canteens - Recover 16 water canteens from Undead Duelists in Lava Gorge on Padres Del Fuego.
 - c. Fistful of Mud - Recover 5 lumps of mud from Spanish Undead Piratas in Lava Gorge on Padres Del Fuego.
15. Make Light Rum
 - a. Water Barrels - Recover 2 barrels of water from Navy Centurion ships.
 - b. Molasses - Recover 3 barrels of molasses from EITC Bloodhound ships.
 - c. Splash of Vanilla - Recover vanilla from an EITC Ironwall ship.
16. Make Dark Rum
 - a. Cups of Molasses - Recover 5 cups of molasses from EITC Hired-Guns in Beckett's Quarry on Padres Del Fuego.
 - b. Splash of Vanilla - Recover 2 vanilla from storage containers in Beckett's Quarry on Padres Del Fuego.
 - c. Water Canteens - Recover 5 water canteens from Navy Officers in Beckett's Quarry on Padres Del Fuego.
17. Visit Romany Bev
 - a. Deliver Romany's Message to Tia Dalma

18. Visit Romany Bev
 - a. Recover Splinters - Recover 5 splinters from Phantom ships.
 - b. Skeleton Rum Ingredients
 - i. Recover 6 toenails from Undead Grenadiers in Lava Gorge on Padres Del Fuego.
 - ii. Recover 14 hairs from Undead Duelists in Lava Gorge on Padres Del Fuego.
 - iii. Recover 6 pinches of bone dust from Undead Slashers in Lava Gorge on Padres Del Fuego.
 - c. Skeleton Rum Ingredients
 - i. Recover 12 bladders from Huge Alligators in El Sudoron on Padres Del Fuego.
 - ii. Recover 12 stingers from Dread Scorpions in El Sudoron on Padres Del Fuego.
 - iii. Recover 12 swamp gas from Rancid Fly Traps in El Sudoron on Padres Del Fuego.
 - d. Deliver Skeleton Rum
19. Talk to Pauper
 - a. Singaporean Rum Ingredients
 - i. Recover 3 barrels of cane sugar from Navy Vanguard ships.
 - ii. Recover a crate of nutmeg from an EITC Marauder ship.
 - iii. Recover 3 barrels of honey from Navy Kingfisher ships.
 - b. Singaporean Rum Ingredients
 - i. Recover 2 feathers from crates in Fort Dundee on Padres Del Fuego.
 - ii. Recover 8 coconuts from barrels in Fort Dundee on Padres Del Fuego.
 - iii. Recover 20 pinches of cinnamon from Navy Veterans in Fort Dundee on Padres Del Fuego.
 - c. Deliver Singaporean Rum
20. Talk to Romany Bev
 - a. Voodoo Rum Ingredients
 - i. Recover 2 barrels of dread bitters from EITC Marauder ships.
 - ii. Recover cursed barnacles from a Revenant ship.
 - iii. Recover a barrel of cursed dark sugar from a Navy Monarch ship.
 - b. Voodoo Rum Ingredients
 - i. Recover 8 fleas from Undead Grenadiers in Lava Gorge on Padres Del Fuego.
 - ii. Recover 12 stingers from Dread Scorpions in Lava Gorge on Padres Del Fuego.
 - iii. Recover 8 teeth from Spanish Undead Piratas in Lava Gorge on Padres Del Fuego.
 - c. Deliver Voodoo Rum
21. Talk to Fernando
 - a. Ferndando's Chores
 - i. Sink 2 Navy Centurion ships.
 - ii. Sink 2 EITC Ironwall ships.
 - iii. Sink 3 Phantom ships.
 - iv. Deliver 25 Year Old Rum
 - b. Capture Captain Jones from an EITC Barracuda ship.

22. Visit Morris
 - a. Recover 12 flags from East India Trading Co Galleon or Frigate ships.
 - b. Steal Shipping Schedule - Recover a schedule form a storage container in Fort Dundee on Padres Del Fuego.
 - c. Recover Cutler 100 - Recover 4 bottles of Cutler 100 from EITC Marauder ships.
23. Return to Gibbs

Recruit: Mary Lash aka. Scary Mary

1. Visit Orinda
 - a. Capture Reginald from a Navy Man-O-War ship.
 - i. Maroon Reginald
2. Visit Woodruff
 - a. Woodruff's Favors
 - i. Defeat 14 Devourer Crabs on Isla Cangrejos.
 - ii. Defeat Croquettes de Crabe on Isla Cangrejos.
 - iii. Woodruff's Rum
3. Find Scary Mary
 - a. Wasp Problem
 - b. Defeat 10 Soldier Wasps in Isla Perdida.
 - c. Defeat 20 Terror Wasps in Isla Perdida.
4. Mary's Revenge
 - a. Sink 3 Revenant ships.
 - b. Sink 3 Navy Kingfishers ships.
 - c. Sink 3 EITC Marauder ships.
5. Capture Dennison from an EITC Barracuda ship.
 - a. Maroon Dennison
6. Recover personal effects from a buried treasure chest in Queen's Nest on Isla Perdida.
7. Missing Treasure
 - a. Recover 14 charms from Soldier Wasps in Queen's Nest on Isla Perdida.
 - b. Recover a gold chain from Hive Queen in Queen's Nest on Isla Perdida
8. Return to Gibbs

Recruit: Giladoga

1. Visit Carver
2. Visit Giladoga
3. Take Key to Romany Bev
4. Revenant Water - Recover 5 barrels of water from Revenant ships.
5. Waters for Romany
 - a. Recover 15 bile sacks from Rancid Fly Traps in El Sudoron on Padres Del Fuego.
 - b. Recover 6 flasks of water from Navy Officers in El Sudoron on Padres Del Fuego.
 - c. Recover 15 alligator stomachs from Huge Alligators in El Sudoron on Padres Del Fuego.
6. Acquire Navy Brass - Recover 5 brass instruments from Navy Monarch ships.
7. Visit Fernando

8. Win Poker – 80 Gold
9. Help Fernando
 - a. Defeat 16 Undead Grenadiers in The Catacombs on Padres Del Fuego.
 - b. Defeat 3 Undead Gypsies in The Catacombs on Padres Del Fuego.
 - c. Defeat 16 Undead Slashers in The Catacombs on Padres Del Fuego.
10. Deliver Letter
11. Deliver Key to Giladoga
12. Key #1
 - a. Visit Garrett
 - b. Help Garrett Remember
 - i. Sink 3 EITC Marauder ships.
 - ii. Sink 3 EITC Barracuda ships.
 - iii. Sink 3 Navy Man-O-War ships.
 - c. Deliver Key
13. Key #2
 - a. Visit Rico
 - b. Recover Chest from an EITC Ogre ship.
 - c. Visit Pelagia
 - d. Pelagia's Request
 - i. Recover 5 pinky rings from Undead Executioners in The Catacombs on Padres Del Fuego.
 - ii. Recover 10 kneecaps from Undead Slashers in The Catacombs on Padres Del Fuego.
 - iii. Recover 5 skeleton ribs from Undead Gypsies in The Catacombs on Padres Del Fuego.
 - e. Deliver Rings
 - f. Recover Gem from a buried treasure chest on Padres Del Fuego.
 - g. Win at Blackjack – 40 Gold
 - h. Deliver Key
14. Key #3
 - a. Visit Duchamps
 - b. Capture Penrod from a Navy Man-O-War ship.
 - c. Maroon Penrod
 - d. Deliver Money
 - e. Sink Navy Ships
 - i. Sink 2 Navy Man-O-War ships.
 - ii. Sink 2 Navy Monarch ships.
 - iii. Sink a Navy Predator ship.
 - f. Win at Poker – 150 Gold
 - g. Deliver Key to Giladoga
15. Key #4
 - a. Recover Bellamy's Chest from Dreadtooth in El Sudoron on Padres Del Fuego.
 - b. Deliver Chest
 - c. Opening the Cursed Chest
 - i. Recover 6 brass buttons from EITC Mercenaries in Beckett's Quarry on Padres Del Fuego.
 - ii. Recover 12 swords from Navy Officers in Beckett's Quarry on Padres Del Fuego.
 - iii. Recover 12 daggers from EITC Hired-Guns in Beckett's Quarry on Padres Del Fuego.
 - d. Deliver Key

16. Key #5
 - a. Visit Pelagia
 - b. Memory Cure
 - i. Recover 3 handfuls of hay from haystacks on Kingshead.
 - ii. Recover 16 medicine kits from Navy Officers in Kingshead.
 - iii. Recover 10 herb sacks from EITC Mercenaries in Kingshead.
 - c. Deliver Memory Cure
 - d. Recover Key from a Storm Reaper ship.
 - e. Deliver Key
17. Key #6
 - a. Visit Adoria Dolores
 - b. Adoria's Revenge
 - i. Defeat 8 Undead Executioners in El Sudoron on Padres Del Fuego.
 - ii. Defeat 8 Undead Gypsies in El Sudoron on Padres Del Fuego.
 - c. Deliver Key
18. Key #7
 - a. Visit Mercedes Corazon
 - b. Capture Collier from an EITC Ogre ship.
 - c. Maroon Collier
 - d. Deliver Necklace
 - e. Deliver Key
19. Key #8
 - a. Recover Pedro's Orders - Recover 3 enlistment orders from Navy Man-O-War ships.
 - b. Recover Salve - Recover 12 salve from EITC Mercenaries in Beckett's Quarry on Padres Del Fuego.
 - c. Recover Buried Key on Padres Del Fuego.
 - d. Deliver Key
20. Recover Haunted Chest from a Storm Reaper ship.
21. Deliver Haunted Chest
22. The Last Key
 - a. Defeat 14 Undead Executioners in The Catacombs on Padres Del Fuego.
 - b. Recover a key from Bonerattler in The Catacombs on Padres Del Fuego.
 - c. Defeat 14 Undead Gypsies in The Catacombs on Padres Del Fuego.
23. Return to Gibbs

Recruit: John Smith

1. Visit John Smith
2. Rebuild Starboard Hull
 - a. Gather Materials - Recover 6 planks of wood from EITC Marauder ships.
 - b. Get Lunch - Get some crab meat for lunch.
 - c. Gather Materials
 - i. Recover 5 packs of bolts from Navy Man-O-War ships.
 - ii. Recover 5 boxes of nails from Navy Monarch ships.
 - d. Gather Materials
 - i. Recover 3 planks of wood from EITC Barracuda ships.
 - ii. Recover 16 buckets of pitch from barrels in Kingshead.
 - iii. Recover 16 buckets of wire from barrels in Kingshead.
3. Rebuild Cabin
 - a. Defeat Crabs - Recover 15 chunks of meat from Giant Crabs on Driftwood Island.
4. Cabin Materials
 - a. Recover 3 wood beams from Navy Predator ships.
 - b. Recover 3 planks of wood from EITC Ogre ships.
 - c. Rebuild Masts
 - d. Crab Meat - Recover 20 chunks of meat from Rock Crabs
 - e. Mast Materials
 - i. Recover 3 bowsprits from Storm Reaper ships.
 - ii. Recover 4 steel bands from Revenant ships.
5. Sail Materials
 - a. Recover 12 ropes from EITC Mercenaries in Kingshead.
 - b. Recover 14 pieces of cloth from Navy Dragoons in Kingshead.
6. Finish Materials
 - a. Recover a figurehead from a Black Harbinger ship.
 - b. Recover 4 cannons from EITC Warlord ships.
7. Recover Rum - Recover 5 barrels of rum from Navy Predator ships.
8. Recover Rudder
 - a. Defeat 16 Dregs in Isla Tormenta.
 - b. Defeat 3 Spineskull in Cursed Caverns on Isla Tormenta.
 - c. Recover a rudder from a buried treasure chest in Cursed Caverns on Isla Tormenta.
9. Return to Gibbs

Capture Captain Montrose from a Navy Colossus ship - Quest ID: 3752 - c3.4captureMontrose

1. Maroon Captain Montrose - Quest ID: 3753 - c3.5maroonMontrose
2. Deliver Map to Joshamee Gibbs - Quest ID: 3754 - c3.6deliverMap

Recover the Black Pearl - Quest ID: 3755 - c3.7recoverPearl

1. Visit Jack Sparrow in the faithful Bride on Tortuga. - Quest ID: 3756 - c3.8visitJack
 - a. Reward: Special Naval Ability - Leadership

Clothing Quests

Error rendering macro 'live-template'

Template named 'Composition1' is not accessible.



Unknown macro: 'use-layout'

>>
>>
>>

Pirate Life:



1. Visit William Turk
2. To prove your worth as a true pirate, William Turk wants you to win at blackjack and poker.
 - a. Win 150 gold playing blackjack
 - b. Win 150 gold playing poker
3. William Turk wants to see you risk your neck. Challenge the Navy and EITC as part of his test
 - a. Defeat 10 EITC Soldiers
 - b. Sink 10 Royal Navy ships
 - c. Defeat 10 East India Trading Co ships
 - d. Defeat 10 L5+ Navy Soldiers
4. Visit Nathaniel Truehound
5. Visit William Turk
6. In exchange for returning Nathaniel Truehound's lucky deck, William Turk wants you to retrieve fine rum, bone shavings and prison keys for him
 - a. Recover 10 prison keys from Navy Soldiers
 - b. Recover 10 bottles for fine rum from East India Trading Co ships
7. Recover 10 bone shavings from Skeletons
8. Visit Will Turner
9. Sink 20 Navy ships
10. As part of your next challenge, Will Turner wants you to defeat Navy guards, EITC guards and skeletons
 - a. Defeat 15 Skeletons
 - b. Defeat 15 EITC Soldiers
 - c. Defeat 15 Navy Soldiers
11. For your final challenge, Will Turner wants you to defeat alligators, bats, scorpions, crabs, wasps
 - a. Defeat 10 Swamp Alligators
 - b. Defeat 10 Giant Scorpions
 - c. Defeat 10 Dire Wasps
 - d. Defeat 10 Sand Crabs
 - e. Defeat 10 Cave Bats
12. Visit Nathaniel Truehound
13. Visit Edward Shackleby

14. Edward Shackleby has presented you with a scavenger hunt to prove your plundering prowess. Recover antique pistols, EITC manuals, rare feathers and compasses
 - a. Recover 15 compasses from Navy Soldiers
 - b. Recover 15 EITC manuals from EITC Soldiers
 - c. Recover 10 rare feathers from Navy ships
 - d. Recover 10 antique pistols from East India Trading Co ships
15. Visit Nathaniel Truehound
16. Visit Edward Stormhawk
17. Edward Stormhawk collects all kinds of junk. Retrieve the items he wants
 - a. Recover 15 Navy anchors from Navy ships
 - b. Recover 20 Navy shoestrings from Navy Soldiers
 - c. Recover 10 EITC parchments from EITC Soldiers
 - d. Recover 10 empty flasks from East India Trading Co ships
18. Visit Nathaniel Truehound
19. Visit Darby Drydock
20. For the first part of his challenge, Darby Drydock wants you to recover planks, sails and ship wheels from ships sailing around the Caribbean
 - a. Recover 10 sails from East India Trading Co ships
 - b. Recover 20 planks of wood from Navy ships
 - c. Recover 10 ships wheels from Skeleton ships
21. For the final challenge, Darby Drydock wants you to take down a large amount of EITC and Navy ships sailing around the Caribbean
 - a. Sink 20 Navy ships
 - b. Sink 20 EITC ships
22. Visit Nathaniel Truehound
23. As part of his final challenge, Nathaniel Truehound wants you to recover shop materials for him
 - a. Recover 15 yards of cotton from East India Trading Company ships
 - b. Recover 15 bolts of cloth from Navy ships
 - c. Recover 15 pieces of Navy fabric from Navy Soldiers
 - d. Recover 15 cursed thread from Skeletons
 - e. Recover 15 bags of coins from EITC Soldiers
24. Visit Bartholomew Watkins
25. Bartholomew Watkins needs some help finishing his work for the day. Retrieve a list of items for him so that he can finish
 - a. Recover 10 containers of bile from Giant Scorpions
 - b. Recover 10 alligator saliva from Swamp Alligators
 - c. Recover 10 bat guano from Cave Bats
 - d. Recover 10 scaps of cursed sail cloth from Skeleton ships
 - e. Recover 10 venom from Dire Wasps
26. Visit Nathaniel Truehound

Clothing Fit for a Pirate:

1. Visit Isaiah Callecutter
2. To begin making his popular hats, Callecutter needs some fresh alligator hides and fly trap thread
 - a. Recover 10 hides from Big Alligators
 - b. Recover 5 spools of thread from Fly Traps
3. Visit Johnny McVane
4. Johnny wants you to fill a seat at the poker and blackjack table to make the tavern look busy
 - a. Win 150 gold playing blackjack
 - b. Win 400 gold playing poker
5. Recover 10 rare feathers from East India Trading Co ships
6. Visit Amelia Sunfellow

7. Visit Bingham
8. Bribe Bingham with 500 gold
9. For Callecutter to know where his needed materials can be found, Bingham has instructed you to recover EITC manifests and a diary from a mine on Port Royal named Royal Caverns
 - a. Recover Bingham's diary from a buried treasure chest
 - b. Recover 5 manifests from L5+ EITC Soldiers
10. Deliver 5 manifests to Amelia Sunfellow
11. Manifests show that EITC ships sailing around the Caribbean contain the materials Callecutter's shop needs. Recover them for him
 - a. Recover 10 pairs of fine scissors from East India Trading Co ships
 - b. Recover 10 bolts of cloth from East India Trading Co ships
 - c. Recover 15 spools of silk thread from East India Trading Co ships
12. Visit Isaiah Callecutter
13. Recover 20 needles from Giant Scorpions
14. Visit Scarlet
15. Bribe Scarlet with 100 gold
16. Scarlet has a long list of pirates who owe her money. Four of them can be found disguised as Navy and EITC in Thieves Den on Tortuga
 - a. Recover 2 letters from Scarlet from L5+ Navy Soldiers
 - b. Recover 2 letters from Scarlet from L5+ EITC Soldiers
17. Scarlet has recently lost her necklace in the jungle and now fears the pearls have been swallowed by Skeletons, Vampire Bats, Big Alligators, Fly Traps and a Giant Crab. Recover all of the pearls for her
 - a. Recover Scarlet's pearl from a Giant Crab
 - b. Recover 2 Scarlet's pearls from Fly Traps
 - c. Recover 2 Scarlet's pearls from Big Alligators
 - d. Recover 4 Scarlet's pearls from Vampire Bats
18. Recover 5 Scarlet's pearls from L10+ Skeletons
19. Visit Isaiah Callecutter
20. Visit Big Phil
21. To work off Callecutter's debt, Big Phil wants you to recover live stock from EITC ships for him
 - a. Recover 10 pigs from East India Trading Co ships.
 - b. Recover 10 chickens from East India Trading Co ships
22. Visit Isaiah Callecutter
23. Visit Amelia Sunfellow
24. Deliver a bag of coins to John Smith
25. Recover personal effects from a buried treasure chest
26. John Smith needs you to cleanup some of the pests on Driftwood Island. Defeat some Wasps and bring him back Wasp Wings, Wasp Eggs and Wasp Essence as proof
 - a. Recover 15 wasp eggs from L5+ Dire Wasps
 - b. Recover 15 wasp essences from L5+ Dire Wasps
 - c. Recover 15 wasp wings from L5+ Dire Wasps
27. John Smith needs you to cleanup some of the pests on Driftwood Island. Defeat some Crabs and bring him back Crab Claws and Shells as proof.
 - a. Recover 10 crab claws from Giant Crabs
 - b. Recover 10 crab shells from Rock Crabs
28. Visit Amelia Sunfellow
29. Recover 5 belt buckles from a buried treasure chest on Isla Cangrejos
30. Visit Isaiah Callecutter
31. Recover 10 fine shoe designs from East India Trading Co ships
32. Isaiah Callecutter needs you to recover rare ingredients in order to make shoes from the EITC designs you recovered
 - a. Recover 10 hides from L10+ Big Alligators
 - b. Recover 20 scorpion shells from L5+ Giant Scorpions
 - c. Recover 10 bone shavings from Giant Scorpions
 - d. Recover 5 bat guano from L10+ Vampire Bats
33. Sink 20 East India Trading Company ships

Adoria's Family:

1. Visit Romany Bev
2. Recover a shop application from a storage container in Fort Dundee on Padres Del Fuego
3. Visit Valentina
 - a. Defeat 20 Veterans
 - b. Recover 10 cursed wood from Skeleton ships
4. Deliver a cursed chest to Captain Hector Barbossa
5. Visit Valentina
6. Visit Romany Bev
7. Deliver a piece of kraken cloth to Adoria Dolores
8. To create the vest and shirt from Barbossa's outfit, Adoria Dolores needs you to recover some rare ingredients
 - a. Recover 10 hides from L10+ Dread Scorpions
 - b. Recover 10 cursed buttons from L15+ Skeletons
 - c. Recover 5 pinches of bone dust from L20+ Skeletons
 - d. Recover 5 cursed bark from Corrupt Stumps
9. To finish your shirt and vest, Adoria Dolores needs you to acquire some cursed items from skeleton ships
 - a. Recover 5 cursed threads from Skeleton ships
 - b. Recover 10 cursed cloth from Skeleton ships
 - c. Recover 20 cursed needles from L15+ Skeletons
10. Visit Valentina
11. Deliver a voodoo artifact to Romany Bev
12. Some of Romany Bev's voodoo artifacts have been stolen by EITC and Navy ships. Recover them from EITC and Navy ships sailing around the Caribbean
 - a. Recover 10 voodoo artifacts from East India Trading Company ships
 - b. Recover 10 voodoo artifacts from Navy ships
13. Visit Maggie Rigrage
14. Maggie Rigrage needs some help gathering her family heirlooms after her ship sunk. Some of the family heirlooms have been picked up by nearby Navy, EITC, and Skeleton ships. Recover them for her
 - a. Recover 10 family heirlooms from EITC ships
 - b. Recover 5 family heirlooms from Skeleton ships
 - c. Recover 15 family heirlooms from Navy ships
15. Maggie Rigrage needs you to acquire the rest of her family heirlooms. She suspects they have been picked up by stumps and dread scorpions infesting Outcast Isle
 - a. Recover 5 family heirlooms from Corrupt Stumps
 - b. Recover 5 family heirlooms from Dread Scorpions
16. Visit Romany Bev
17. Visit Adoria Dolores
18. Visit Morris
19. Morris has lost everything at the card tables to cheats. Get some revenge for Morris by winning at the poker and blackjack tables
 - a. Win 400 gold playing blackjack
 - b. Win 400 gold playing poker
20. Visit Adoria Dolores
21. Deliver a barrel of rum to Gunner
22. Gunner needs you to get the rest of the rum Adoria Dolores owes him. Gather bottles of rum from high level Navy guards and barrels of rum from EITC ships.
 - a. Recover 10 bottles of rum from L15+ Navy Soldiers
 - b. Recover 20 barrels of rum from East India Trading Company ships
23. Visit Adoria Dolores
24. Visit Olivier

25. Olivier needs you to recover rotten meat, fly trap roots and alligator saliva for his remedy
 - a. Recover 10 fly trap roots from Giant Fly Traps
 - b. Recover 5 alligator saliva from Big Alligators
 - c. Recover 10 chunks of rotten meat from L20+ Skeletons
26. Visit Adoria Dolores
27. Deliver a compass to Dog Lockgrim
28. Recover Lockgrim's letter from a Dread Scorpion
29. Dog Lockgrim has learned the identities of who is behind his shipwreck. They are currently residing in a cave on Isla Tormenta. Eliminate them all.
30. Defeat 2 Flotsams
31. Defeat 2 Brinescums
32. Defeat 2 Spineskulls
33. Defeat 2 Kelpbrains
34. Visit Adoria Dolores
35. Recover 10 chests from Navy ships
36. Recover 10 keys from L15+ Navy Soldiers
37. Visit Shochett Prymme
38. To finish your boots, Adoria Dolores needs you to gather tentacles from Seabeards, Molusks and Urchinfists
 - a. Recover 3 tentacles from Seabeards
 - b. Recover 2 tentacles from Urchinfists
 - c. Recover 2 tentacles from Molusks
 - d. Recover an Urchinfist eye from an Urchinfist
39. Deliver 7 tentacles to Adoria Dolores

Jewelry Quests

Error rendering macro 'live-template'

Template named 'Composition1' is not accessible.



Unknown macro: 'use-layout'

Overview

Jewelry Quests are quests that you can receive from certain Jewelers which give you a piece of jewelry at the end of the quest.

>>
>>
>>
>>
>>
>>
>>

Dajin Ming's Competition:

1. Recover a shop application from a desk in EITC Outpost on Tortuga
2. Deliver a shop application to Dajin Ming
3. Visit Boatswain Bill
4. Recover a bag of coins from a desk in Boatswain's house
5. Deliver a bag of coins to Big Phil
6. Gather items for Boatswain Bill
7. Recover 6 pigs from EITC ships
8. Recover 6 chickens from EITC ships
9. Visit Boatswain Bill
10. Visit Seamstress Anne
11. Bring Seamstress Anne some items
12. Recover 10 hides from Cave Bats
13. Recover 10 hides from Fly Traps
14. Recover 10 hides from Big Alligators
15. Visit Boatswain Bill
16. Deliver a contract to Dajin Ming
17. Defeat 5 EITC Soldiers

Helping Dajin Ming:

1. Visit Johnny McVane
2. Visit Orinda Le Jeune
3. Sink an EITC ship
4. Sink EITC ships
5. Sink an EITC Barracuda
6. Sink an EITC Marauder
7. Sink an EITC Sea Viper
8. Sink an EITC Corvette
9. Visit Dajin Ming
10. Sink 10 Royal Navy ships
11. Visit Orinda Le Jeune

Helping Jeweler Smitty:

1. Helping Jeweler Smitty
2. Bingham needs you to defeat some creatures
3. Defeat 10 Cave Bats
4. Defeat 5 Giant Scorpions
5. Defeat 5 Undead Skeletons
6. Defeat 5 Swamp Alligators
7. Defeat 5 Dire Wasps
8. Visit Jim Wavemonger
9. Jim Wavemonger needs you to gather some items
10. Recover 5 steel rods from EITC ships
11. Recover 3 oils from EITC ships
12. Recover 5 copper rods from EITC ships
13. Recover 10 buckets of coal from EITC ships
14. Visit Bingham
15. Visit Jeweler Smitty

Helping Perla Alodia:

1. Visit Olivier
2. Bribe Olivier with 100 gold
3. Recover a stash of rubies from a buried treasure chest
4. Recover a stash of amethysts from a buried treasure chest
5. Recover a stash of sapphires from a buried treasure chest
6. Defeat 10 L15+ Undead Skeletons

Perla Alodia's Side Business:

1. Visit Olivier
2. Perla Alodia and Olivier need items to continue their smuggling ring
3. Recover 6 flags from East India Trading Company ships
4. Recover 6 flags from Royal Navy ships
5. Perla Alodia and Olivier need to outfit smuggling crew with EITC outfits
6. Recover 10 pairs of EITC pants from L10+ EITC Soldiers
7. Recover 10 Navy coats from L10+ Navy Soldiers
8. Recover 10 pairs of Navy pants from L10+ Navy Soldiers
9. Recover 10 pairs of EITC coats from L10+ EITC Soldiers
10. Half of Perla Alodia and Olivier's crew is in jail
11. Recover 5 prison keys from L10+ Navy Soldiers
12. Recover 5 arrest warrants from a storage container
13. Recover a navy ship schedule from a storage container
14. Visit Perla Alodia

Smitty's Troubles:

1. Visit Jeweler Smitty
2. Deliver a blood sample to Lucinda
3. Deliver a list to Edward Shackleby
4. Bribe Edward Shackleby with 100 gold
5. Retrieve medicine from the EITC for Smitty
 - a. Recover 4 bandages from EITC Sea Vipers
 - b. Recover 2 medical tools from EITC Barracudas
6. Recover personal effects from a buried treasure chest
7. Deliver a message to Edward Stormhawk
8. Defeat 10 L10+ Navy Soldiers

Raven's Cove Quest

Error rendering macro 'live-template'

Template named 'Composition1' is not accessible.



Unknown macro: 'use-layout'

Overview

The Raven's Cove Story Quest is the third, and latest chapter in the Story Quests available. It is only playable by level 30+ unlimited access members.

Bonus Items can be obtained by doing this quest.

- Bonus items obtained through this quest cannot be found elsewhere and you will be unable to acquire them again after they are sold or trashed.

>>

>>

>>

>>

>>

>>

>>

Talk to Jack Sparrow

1. Sail to Raven's Cove
2. Investigate Raven's Cove and search for survivors (talk to Crazy Ned)
3. Help Raven's Cove ghosts

Talk to Madam Zigana

1. Brew 3 Staff Enchant I potions
2. Bonus: Brew a Staff Enchant II potion. Reward: A burnt staff
3. Return to Madam Zigana

Talk to Widow Threadbarren

1. Recover 5 undead sails from Storm Reaper ships
2. Recover 5 cursed sails from Phantom ships
3. Recover 7 torn sails from Revenant ships
4. Return to Widow Threadbarren

Talk to Senor Fantifico

1. Visit Tia Dalma in Pantano River on Cuba
 - a. Recover 6 twisted roots from Twisted Stumps
 - i. Recover 10 giant bladders from Huge Alligators
 - ii. Recover 8 fat chickens from Navy Dreadnought ships
 - iii. Return to Tia Dalma
 - iv. Deliver a reviving potion to Senor Fantifico on Raven's Cove

Talk to Ben Clubheart

1. Visit T-Bones the Bouncer in Rat's Nest on Tortuga
 - a. Win 650 gold playing Undead poker in one sitting
 - b. Bonus: Win 5,000 gold playing Undead poker. Reward: Magenta Ostrich Hat
 - c. Return to Ben Clubheart

Talk to Thomas Fishmeister

1. Catch 12 Tuna fish
2. Bonus: Catch a Legendary Fish. Reward: Bandit sea globe
3. Return to Thomas Fishmeister

Return to Crazy Ned to complete this section

>>

>>

>>

>>

Explore the Raven's Cove Mine (Talk to Dr. Bellrog)

Recover 4 journals from a buried treasure chest in El Patron's Mine on Raven's Cove

1. Defeat 5 Mutineer Ghosts near a watery grave in El Patron's Mine on Raven's Cove
2. Defeat 5 Devious Ghosts near a watery grave in El Patron's Mine on Raven's Cove
3. Defend a Traitor Ghost from enemies
4. Recover 13 teeth from Fire Bats
5. Recover an idol using the Dowsing Rod
6. Return to Dr. Bellrog
7. Defeat Ghosts around the southern grave to recover an idol

Explore El Patron's ship

1. Defeat El Patron on Raven's Cove

Take treasure from a treasure chest on Raven's Cove

Set Sail Quests

Error rendering macro 'live-template'

Template named 'Composition1' is not accessible.

 Unknown macro: 'use-layout'

Overview

This is where the tutorial ends, and the game begins, although there will be a few tutorial scenematics as you continue.

In this quest you will practice using your cutlass, explore some of Port Royal, meet Elizabeth Swann, acquire and name your first ship, and meet Captain Barbossa who will arm you with a pistol.

>>

Set Sail Quests

1. Defeat 3 Undead Gravediggers on Port Royal - Quest ID: 2001
2. Visit Tia Dalma - Quest ID: 2002
3. Recover Release Orders from a Navy Cadet on Port Royal - Quest ID: 2003
4. Get Governor's Stamp - Quest ID: 2004
 - a. Deliver release orders to Elizabeth Swann in Governor's Mansion on Port Royal
5. Visit Darby Drydock - Quest ID: 2008
6. Launch Your Ship - Quest ID: 2009
7. Visit Captain Barbossa - Quest ID: 2010

Tattoo Quests

Error rendering macro 'live-template'

Template named 'Composition1' is not accessible.



Unknown macro: 'use-layout'

>>

.

>>

>>

.

.

>>

.

>>

.

>>

.

>>

.

>>

.

Teleportation Quests

Error rendering macro 'live-template'

Template named 'Composition1' is not accessible.



Unknown macro: 'use-layout'

Overview

Pirates can earn these special voodoo objects that allow them to use teleportation and travel directly to that island.

>>
>>
>>
>>
>>

Treasure Quests

Error rendering macro 'live-template'

Template named 'Composition1' is not accessible.



Unknown macro: 'use-layout'

>>
>>
>>
>>
>>
>>
>>
>>
>>

Tutorial Quests

Error rendering macro 'live-template'

Template named 'Composition1' is not accessible.



Unknown macro: 'use-layout'

Overview

This is the the very start of the game and the first story quest. It is designed to explain how to move about in pirates, and to obtain, and learn how to use your cutlass before moving on.

You will also have an opportunity to learn how to operate cannons after the last step of the tutorial. At the end of the tutorial, your pirate will be placed on the dock of Port Royal.

Arm Yourself

>>

>>

>>

>>

Visit Will Turner

1. Visit Will Turner in the Old Warehouse - Quest ID 2000

Practice Dummies

1. Draw your sword
2. Click on the Left Mouse Button to attack
3. To get a Combo Bonus, Click to swing then click again at the end of your swing. Timing is key!

Sea Chest

1. Click on the Sea Chest
2. Click on the Skill Icon
3. Use your first Skill Point to Unlock Sweep
4. Use Sweep to attack the Dummies
5. Preview the other weapons/skills you can gain
6. Press Esc to put away sword

Return to Will Turner

Catch a Ship

>>

>>

>>

>>

Visit Captain Bo Beck

Jolly Roger's Arrival

Swim for Shore

Man the Cannon

1. Hold down the Right Mouse Button and move the Mouse to aim
2. Click the Left Mouse Button to shoot
3. Press Esc to stop using the cannon

Weapon Quests

Error rendering macro 'live-template'

Template named 'Composition1' is not accessible.



Unknown macro: 'use-layout'

Overview

Weapon Unlock quests are quests that Unlock specific weapon types such as Voodoo Doll, Dagger, Voodoo Staff, and Grenade. There are no weapon unlock quests for Swords or Guns, as they are given to you in the Set Sail Story Quest.

Weapon Upgrade Quests are quests that unlock at skill levels 15 and 20 for any weapon (except for grenade). All of these weapons have the Powerful, an ability that boosts the attack of a weapon considerably.

>>
>>
>>

Dagger

1. Visit Elizabeth Swann
2. Visit Will Turner
3. Gather Materials
 - a. Recover 3 steel rods from Navy Panther ships.
 - b. Recover 3 silver ingots from EITC Sentinel ships.
4. Gather Materials
 - a. Recover 14 tongs from Undead Witchdoctors in Tortuga Graveyard on Tortuga.
 - b. Recover a bucket of coal from a barrel in Tortuga Graveyard on Tortuga.
 - c. Recover 14 bones from Undead Brutes in Tortuga Graveyard on Tortuga.
5. Visit Elizabeth
6. Recover message from an EITC Corvette ship.
7. Visit Will Turner
8. Deliver Knives

Cutlass & Pistol

1. Cutlass
 - a. Pirates get their first Cutlass from Will Turner automatically as part of the tutorial.
2. Pistol
 - a. Pirates get their first Pistol from Barbossa as part of the Black Pearl Quest

Voodoo Doll

1. Visit Tia Dalma.
2. Doll Makings
 - a. Recover 3 buckets of pitch from EITC Sea Viper ships.
 - b. Recover 3 bundles of straw from Navy Bulwark ships.
3. The Blood of Your Enemies
 - a. Recover 6 blood from Giant Scorpions on Devil's Anvil.
 - b. Recover 10 blood from Swamp Alligators on Cuba.
 - c. Recover 10 blood from Stone Crabs on Devil's Anvil.
4. Bone Dust of Your Enemies
 - a. Recover 10 dust from Undead Bandits in Governor's Garden on Port Royal.
 - b. Recover 6 dust from Undead Pirates in Governor's Garden on Port Royal.

Grenade

1. Visit Jack Sparrow
2. Visit Ewan McCracken
3. Grenade Makings
 - a. Recover 6 casings from barrels in Fort Charles on Port Royal.
 - b. Recover 6 casings from barrels in Fort Charles on Port Royal.
 - c. Recover 16 fuses from Navy Veterans in Fort Charles on Port Royal.
4. Black Powder
 - a. Recover 14 buckets of saltpeter from Navy Officers on Kingshead.
 - b. Recover 8 sacks of charcoal from crates on Kingshead.
 - c. Recover 8 cups of sulfur from barrels on Kingshead.
5. Finishing Touches
 - a. Recover 6 buckets of tar from barrels in Fort Dundee on Padres Del Fuego.
 - b. Recover 20 powder from Navy Veterans in Fort Dundee on Padres Del Fuego.
 - c. Recover 4 spools of wire from crates in Fort Dundee on Padres Del Fuego.
6. Sink 5 EITC Ironwall ships.
7. Deliver Bombs

Voodoo Staff

At notoriety level 30 the pirate receives the staff quest in their journal.

1. Visit Tia Dalma
2. Prove Ye Heart
 - a. Collect items from 10 undead raiders, 16 undead gypsies, and 16 undead executioners in the Catacombs.
3. Acquire Branches
 - a. Collect 6 corrupt stump branches from 6 Corrupt Stumps from El Sudoron
4. Acquire Shrunken Heads
 - a. Collect 5 shrunken heads from 5 Storm Reaper ships.
 - i. Hint - There is easy access from Padres Del Fuego as well, with several right at port.
5. Power Up Your Staff
 - a. Kill 16 undead raiders, 16 Navy Dragoons and 16 EITC Assassins.
 - i. Hint - There is much better access to these if in Beckett's Quarry found in Padres Del Fuego.
6. Power Up Your Staff
 - a. Kill 20 Dregs, 14 Flotsams and 14 Spineskulls.
 - i. Hint - found in the Cursed Caverns at Isla Tormenta, Dregs are at the entrance.
7. Sink Black Harbingers
 - a. Sink 3 Black Harbinger ships
 - i. Receive the Cursed Staf

Fine Cutlass

1. Visit Will Turner
2. Book of Pirate Lore - Deliver a page from Pirate Lore to Jim Wavemonger.
3. Buried Lore - Recover a chest of Pirate Lore from a buried treasure chest in Royal Caverns on Port Royal.
4. Cruddy Medal - Deliver a medal to Will Turner.
5. EITC Training - Recover an EITC manual from L15+ an EITC Solider.
6. Sailing for Lore
 - a. Recover 10 pages from Pirate Lore from East India Trading Co Sea Viper ships.
 - b. Recover 10 pages from Pirate Lore from East India Trading Co Sea Marauder ships.
 - c. Recover 15 pages from Pirate Lore from East India Trading Co Corvette ships.
 - d. Recover 5 pages from Pirate Lore from East India Trading Co Barracuda ships.
7. Unfinished Lore - Deliver an unfinished book of Pirate Lore to Billy McKidd.
8. Getting McKidd's Attention
 - a. Win 400 gold playing poker.
 - b. Win 400 gold playing blackjack.
9. Quid Pro Quo
 - a. Defeat 10 Big Alligators using a Cutlass.
 - b. Defeat 5 Giant Crabs using a Cutlass.
 - c. Defeat 10 Rancid Fly Traps using a Cutlass.
 - d. Defeat 10 Dire Wasps using a Cutlass.
 - e. Defeat 10 L15+ Skeletons using a Cutlass.
10. Putting it All Together
 - a. Recover 4 pages from Pirate Lore from a buried treasure chest. (Kingshead)
 - b. Recover 4 pages from Pirate Lore from a buried treasure chest. (Rumrunner's Isle)
 - c. Recover 8 pages from Pirate Lore from a buried treasure chest. (Isla Cangrejos)
11. Finished Pirate Lore - Deliver a book of Pirate Lore to Will Turner.

Coltello

1. Visit John Wallace
2. Feats of Strength - Visit Sgt. Bingham
3. Bingham's Bonus - Deliver a ship plan to John Smith
4. Boat Work - Visit Sgt. Bingham
5. A Proper Pirate - Deliver a background check to John Wallace
6. Dagger Prowess
 - a. Defeat 10 Dire Wasps using a Dagger
 - b. Defeat 5 Giant Crabs using a Dagger
 - c. Defeat 10 L15+ Skeletons using a Dagger
 - d. Defeat 5 Huge Alligators using a Dagger
 - e. Defeat 10 Dread Scorpions using a Dagger
7. Fine Steel Deal - Visit Shochett Prymme
8. Finding Hides
 - a. Recover 5 pinches of bone dust from L15+ Skeletons
 - b. Recover 5 hides from Dread Scorpions
 - c. Recover 10 hides from L10+ Giant Fly Traps
 - d. Recover 10 hides from L10+ Huge Alligators
9. Steel Delivery - Deliver 5 bars of fine steel to John Wallace
10. Finishing the Job
 - a. Recover 10 cursed wood from Skeleton ships
 - b. Recover 5 blade sharpeners from East India Trading Co ships
 - c. Recover 10 leather straps from East India Trading Co ships
11. Wanted Wallace - Recover 3 arrest warrants from L10+ Navy Soldiers

Heavy Tri-Barrel

1. Visit Alexander Thayer
2. Thayer's Special - Visit Sgt. Bingham
3. Bingham's Order - Deliver a gun order to Alexander Thayer.
4. Bingham's Gun - Deliver a gun to Sgt. Bingham.
5. Redrat's Order – Deliver a gun
6. Olivier's Order – Deliver a gun
7. McKidd's Order – Deliver a gun
8. Craven's Order – Deliver a gun
9. Orinda's Order – Deliver a gun
10. Done Deliveries – Return to Thayer
11. Attracting Customers
 - a. Win 400 gold playing poker.
 - b. Win 400 gold playing blackjack.
12. Store Endorsement
 - a. Defeat 20 Big Alligators using a Pistol.
 - b. Defeat 10 L5+ Giant Fly Traps using a Pistol.
 - c. Defeat 10 Vampire Bats using a Pistol.
 - d. Defeat 10 L5+ Giant Scorpions using a Pistol.
 - e. Defeat 15 L5+ Skeletons using a Pistol.
13. Stirring Up Trouble
 - a. Defeat 15 L10+ EITC Soldiers.
 - b. Defeat 15 L10+ Navy Soldiers.
14. Antique Pistols
 - a. Recover 10 antique pistols from East India Trading Co ships.
15. Return to Thayer

Pirate Doll

1. Stolen Relic
 - a. Visit Tia Dalma
 - b. Visit Romany Bev
 - c. Return to Tia Dalma
2. Locating Tia's Relic
 - a. Recover 6 sunken ship masts from Galleon or Frigate ships.
 - b. Recover a bottle of battle-touched earth from an enemy in Tortuga.
 - c. Recover a bottle of battle-touched earth from an enemy in Cuba.
 - d. Recover a bottle of battle-touched earth from an enemy in Driftwood Isle.
 - e. Recover a bottle of battle-touched earth from an enemy in Kingshead.
 - f. Recover a bottle of battle-touched earth from an enemy in Isla Cangrejos.
 - g. Recover a bottle of battle-touched earth from an enemy in Rumrunner's Isle.
 - h. Recover 8 Skeleton Bones from Skeletons.
 - i. Recover a bottle of battle-touched earth from an enemy in Isla Perdida.
 - j. Recover a bottle of battle-touched earth from an enemy in Port Royal.
 - k. Recover a bottle of battle-touched earth from an enemy in Devil's Anvil.
 - l. Recover a bottle of battle-touched earth from an enemy in Padres del Fuego.
 - m. Recover a bottle of battle-touched earth from an enemy in Isla Tormenta.
 - n. Recover a bottle of battle-touched earth from an enemy in Outcast Isle.
 - o. Recover a bottle of battle-touched earth from an enemy in Cutthroat Isle.
3. The First Relic Piece
 - a. Recover a relic piece from an Undead Gypsy.
4. Additional Relic Pieces
 - a. Recover 5 relic pieces from Undead Grenadiers.
5. Acquire Components for Destruction Spell
 - a. Recover 6 crab claws from Sand Crabs.

- b. Recover 6 scorpion venom from Dread Scorpions.
 - c. Recover 6 stingers from Terror wasps.
 - d. Recover 6 bottles of battle-touched water from Skeleton ships.
 - e. Recover 6 alligator teeth from Big Alligators.
 - f. Recover 6 bat claws from Vampire Bats.
6. Return Spell Components

Harrow Staff

- 1. Visit Tia Dalma
- 2. Visit Roland Raggart
- 3. Acquire items for Roland's Vision Spell
 - a. Scorpion Eyes
 - i. Recover 6 scorpion eyes from Dread Scorpions
 - b. Alligator Eyes
 - i. Recover 4 alligator eyes from Huge Alligators
 - c. Wasps
 - i. Recover 6 wasps from Terror Wasps
 - d. Bat Eyes
 - i. Recover 6 bat eyes from Vampire Bats
 - e. The Cloudy Blue Orb
 - i. Recover a cloudy blue orb from an EITC Frigate
- 4. Acquire items needed for Roland to cast the Energy Extraction spell
 - a. Crab Shells
 - i. Recover 5 crab shells from Giant Crabs
 - b. Officer Badges
 - i. Recover 5 badges from Officers
 - c. Fly Trap Hides
 - i. Recover 10 hides from L10+ Fly Traps
 - d. Stingers
 - i. Recover 5 stingers from Dread Scorpions
 - e. Ribs
 - i. Recover 15 skeleton ribs from Undead Skeletons
- 5. The spell proved to be too weak. Gather items for a more potent spell
 - a. Writs of Authority
 - i. Recover 3 writs of authority from Mercenaries
 - b. Stump Branches
 - i. Recover 5 branches from Stumps
 - c. More Ribs
 - i. Recover 15 skeleton ribs from Undead Skeletons
 - d. Fly Trap Roots
 - i. Recover 5 fly trap roots from Fly Traps.. then return to Ronald Raggart
- 6. Receive the Harrow Staff

Grand Pistol

- 1. Visit Erasmus Grimsditch
- 2. Undead Spanish
 - a. Recover 6 Spanish pistol components from Undead Spanish Soldiers
- 3. Visit Delilah Dunsmore

4. Delilah's Former Love
 - a. Defeat Samuel
5. Excavate Delilah's Gems
 - a. Recover a gem from a buried treasure chest
6. Wood Stocks
 - a. Recover 8 gun stocks from Navy Soldiers on Kingshead
7. Deliver Components
 - a. Visit Erasmus Grimsditch
8. Final Components
 - a. Acquire the final components at Erasmus' request
 - b. Recover 4 copper rods from East India Trading Company ships L10+
 - c. Recover 4 barrels of gun powder from Navy ships L10+
9. Dreadtooth
 - a. Defeat Dreadtooth
10. Receive the Grand Pistol

Taboo Doll

1. Visit Tia Dalma
2. The Heirlooms
 - a. Tia must have her friend's personal items to contact him. Gather them and return to Tia
 - i. Recover a lock of hair from a Skeleton ship
 - ii. Recover an earring from a buried treasure chest
 - iii. Recover a suit of Spanish armor from Undead Spanish Soldier
3. The First General
 - a. Defeat General Bloodless and his minions
 - b. Defeat 5 Undead Witchdoctor's
 - c. Defeat General Bloodless
4. The Second General
 - a. Defeat General Hex and his minions
 - b. Defeat 5 Undead Brigands
 - c. Defeat General Hex
5. The Third General
 - a. Defeat General Sandspine and his minions
 - b. Defeat 5 Undead Brigands
 - c. Defeat General Sandspine
6. The Final General
 - a. Defeat General Darkhart and his minions
 - b. Defeat 5 Undead Grenadiers
 - c. Defeat General Darkhart
7. Receive the Taboo Doll

Pirate Blade

1. Visit Balthasar Bollard
2. Balthasar's Ship Parts
 - a. Hunt Navy and EITC ships for Balthasar's parts
 - i. Recover 4 yards of sailcloth from Navy ships L10+
 - ii. Recover 4 ropes from East India Trading Co ships L10+
 - iii. Recover 4 spars from East India Trading Co ships L10+
 - iv. Recover 4 wooden planks from Navy ships L10+
3. Visit Miguel Sanchez De Montoya
4. French Soldiers
 - a. Defeat 6 Undead French Soldiers
5. Visit Philip Fuller
6. Sword Components
 - a. Undead Brigands can be found in the Rat's Nest, on Tortuga

- i. Recover a bar of navy steel from a storage container
 - ii. Recover a bone handle from an Undead Brigand
- 7. Defeat Venom Lash
- 8. Visit Doc Grog
- 9. Visit Philip Fuller
- 10. Receive the Pirate Blade

Bloodletter Dagger

- 1. Sterling Silver Ingots
 - a. Recover 3 silver ingots from East India Trading Co Sentinel ships
- 2. Fine Steel Rods
 - a. Recover 3 steel rods from Navy Panther ships
- 3. Tongs
 - a. Recover tongs from 14 Undead Witchdoctor's
- 4. Bones
 - a. Recover Bones from 14 Undead Brutes
- 5. Visit Elizabeth Swann
- 6. Recover Message
 - a. Recover a message from a East India Trading Co Corvette ship
- 7. Visit Will Turner
- 8. Deliver Knives
 - a. Take the knives to Elizabeth Swann
- 9. Acquire use of the Bloodletter Dagger

Vile Staff

- 1. Roland's Cloudy Orb
 - a. Visit Roland Raggart
- 2. Capture Captain Ackers from any East India Trading Company ship
- 3. Escort Captain Ackers
 - a. Visit Roland Raggart
- 4. Maroon Captain Ackers at Rumrunner's Isle
- 5. Wooden Statuettes
 - a. Recover 6 wooden statuettes from East India Trading Company ships
- 6. Bones of the Undead
 - a. Recover 7 skeleton bones from Skeletons
- 7. Rare EITC Items
 - a. Defeat two powerful EITC goons
 - i. Defeat Neban the Silent
 - ii. Defeat Remington the Vicious
- 8. Seeking out the EITC
 - a. Defeat EITC soldiers of all ranks
 - i. EITC Hired Guns
 - 1. Defeat 10 Hired-Guns
 - ii. EITC Thugs
 - 1. Defeat 10 Thugs
 - iii. EITC Grunts
 - 1. Defeat 10 Grunts
 - iv. EITC Mercenaries
 - 1. Defeat 10 Mercenaries
 - v. EITC Assassins
 - 1. Defeat 10 Assassins
- 9. Receive the Vile Staff

Pirates of the Caribbean Online - Ships

Error rendering macro 'live-template'

Template named 'Composition1' is not accessible.

Unknown macro: 'use-layout'



Ships

Overview

Let's face it: a pirate without a ship is like a gun without powder! Vessels that cross the seas come in many broad varieties for the tasks they have to perform. In Pirates of the Caribbean Online, there are three (3) sizes, and each class contains four different ship types (the latest of which is the Brig), except for the Ship of the Line.

Each class and type have their advantages and disadvantages, such as the War ships are stronger, and hold more pirates and cargo, but aren't as fast as the light ships for quick escapes.

All of these ships can be purchased at a shipwright on any main island (Port Royal, Tortuga, Padres Del Fuego, Cuba, Isla De La Avaricia and Ile D'Etable De Porc). A pirate may own up to three vessels at a time, so they may choose their vessel for a task at hand. Choosing only three ships sometimes proves to be hard for pirates.


If you want to get rid of your current ship, you can sell it, at any shipwright, for half the original price. (*Shipwrights don't barter, mate.*)

A feature for customizing ships has also been made available for pirates.



- >> Ship Status
- >> Ship Details
- >> Pirate Ships
- >> Enemy Ships
- >> Other Ships
- >> Story Ships

This Display appears below your Health And Voodoo Power bars when sailing. Your current speed is indicated by the arrow on the Sail Health bar. The Middle is for your Scoundrel of the Seas rank when you attack a Navy or EITC ship. Attacking a Skeleton ship will not do anything.



The green bars on either side of the icon of the ship represent the ship's hull panels. The panels absorb most damage until they are broken through. When the hull panels are destroyed, your ship will sustain greater damage when fired upon.

The Cargo icon displays how much cargo you have on the ship, and how much your ship can carry.



The Player Count icon displays how many people are on your ship. (This includes you.)



This button allows you to set your ship's Boarding Permission settings. You can either allow or forbid pirates who are Friends, Guild Mates, Crew, or Public to board your ship



To review the ships you have, click on the Ships Icon in the Sea Chest or press the H key.



There will be three bottles on the left displaying the ships the pirate owns. Click on a ship in a bottle to view the details.

The detail screen will show an image of the ship, its name and class. Below that, the ship's current Hull Points ("HP") and Sail Health ("Speed") is shown. At the bottom will appear the cargo, deck cannons, crew and broadsides.



Any damage to the vessel's hull will be show in colors:

- Green for Light or No Damage;
- Yellow for Moderate Damage;
- Red for Critical Damage.

(Note: Sail Health will not change color, and will always be yellow, no matter how much damage is sustained to the sails.)

The Ships section in the Sea Chest.

(Note: Ship health will decrease over time if it is struck by firebrand shots.)



>>



>>



>>



>>

Sloop

This tiny vessel is what all pirates start out with and was originally one of only two ships allowed to pirates with Basic Access accounts. However, with recent updates, all light hull class ships were made available to Basic Access members. This ship is extremely good for privateering. With its tiny frame and immense speed, the light sloop is a very hard target to hit, even with max fury. Some pirates go solo on a light sloop if no gunners or sailors are available to help. It also has the fastest recovery rate of any ship. It can take about 4-5 rounds of repairs to fix it from critical damage to full hulls.

>>



Light Sloop

>>



Sloop

>>



Fishing Boat

>>



War Sloop

Light Sloop

This tiny vessel is what all pirates start out with and was originally one of only two ships allowed to pirates with Basic Access accounts. However, with recent updates, all light hull class ships were made available to Basic Access members. This ship is extremely good for privateering. With its tiny frame and immense speed, the light sloop is a very hard target to hit, even with max fury. Some pirates go solo on a light sloop if no gunners or sailors are available to help. It also has the fastest recovery rate of any ship. It can take about 4-5 rounds of repairs to fix it from critical damage to full hulls.

Ship Profile

- Armor: 2,400
- Sails: 4,000
- Cannons: 2
- Broadships: 6
- Cargo: 6
- Crew: 3
- Cost: 100 gold
- Resale Value: 50 gold

Fun Facts

- Jack Sparrow rode into Port Royal on a sinking Light Sloop (The Jolly Mon) in the first movie.
- There used to be a glitch where you could get unlimited amount of people on a Light Sloop, but that was fixed.
- It is very useful for privateering because they are small and hard to hit and fast.
- Privateers use light sloops by themselves, which is called Soloing.
- The light sloop is very easy to repair.
- It takes about about 3-4 rounds of repairs to fix a light sloop with critical damage.

Sloop

Double the storage and crew capacity of its lighter cousin, the medium sloop also has significantly more guns.

Ship Profile

- Armor: 4,800
- Sails: 8,000
- Cannons: 6
- Broadships: 10
- Cargo: 10
- Crew: 6
- Cost: 1,000 gold
- Resale Value: 500 gold

Fishing Boat

Fishing boats are used only for fishing. They do not have any broadside cannons or cannons on deck. Fishing boats are not attacked by enemy ships, as they are not doing anything illegal and do not pose a threat. Broadships, Ramming Speed, Take Cover, and Open Fire cannot be used on a fishing boat.

Ship Profile

- Armor: 4,800
- Sails: 8,000
- Cannons: 0 (6 Fishing Stations)
- Broadships: 0 (Removed)
- Cargo: 10 slots
- Crew: 6 (5 + Captain)
- Cost: Rental Only - 1,000 gold per launch, unlimited time on the water.

Fun Facts

- Only the captain can steer the ship
- Though the ship is unarmed it is possible to throw grenades at an enemy ship. If any other ship sinks that enemy, you will get plunder!

War Sloop

The heavier version of the sloop carries a full compliment of guns, but only the cargo capacity of a standard galleon. These vessels have become a favorite of pirates who battle in privateer ship-to-ship (Ship PvP) combat. These are the fastest war ships that pirates can currently use.

Ship Profile

- Armor: 7,200
- Sails: 10,000
- Cannons: 8
- Broadships: 14
- Cargo: 14
- Crew: 9
- Cost: 20,000 gold
- Resale Value: 10,000 gold

Galleon

A **Galleon** was a large, multi-decked sailing ship used primarily by European states from the 16th to 18th centuries. Whether used for war or commerce, they were generally armed with the demi-culverin type of cannon. Galleon-class vessels are also the most bulkiest ships in the game, sporting numerous cannons and strong below-deck broadside capability. The warship's strongest armor is near the back with a weakness in the front. All Galleons have two main masts (larger versions have additional smaller fore and aft masts) and a mid-deck lower than the front and back decks. The mid-deck houses most of the cannons (larger versions have two additional cannons near the helm. Galleons are the slowest class of ship, making maneuverability in battle somewhat difficult, however, it also has the most cargo capacity of any ship (at the same level.)

>>



Light Galleon

>>



Galleon

>>



War Galleon

Light galleon

These small workhorses ply the waters in service of the Royal Navy and East India Trading Company, but are also very common among independent traders and privateers just making their start.

Ship Profile

- Armor: 3,600
- Sails: 5,000
- Cannons: 4
- Broadside: 10
- Cargo: 10
- Crew: 6
- Cost: 300 gold
- Resale Value: 150 gold

Galleon

The medium galleon has the best broadside firepower and cargo space at this size for its modest price. While a bit faster than the light galleon, it is still notably slower than other classes. (Unlimited Access only)

Ship Profile

- Armor: 7,200
- Sails: 7,000
- Cannons: 8
- Broadships: 18
- Cargo: 14
- Crew: 8
- Cost: 3,500 gold
- Resale Value: 1,750 gold

War Galleon

This hulking ship is a menace on the sea, with its thunderous broadside firepower (most in this class). But, the War Galleon is an incredibly large, slow-moving target. However, it has substantial armor to fight its way out of trouble.

Like all galleons, the War Galleon has a limited firing angle and requires the ship be almost a perfect 90 degrees to its target. However, a pair of cannons on the aft deck have a wide forward-shooting angle.

Ship Profile

- Armor: 10,800
- Sails: 10,000
- Cannons: 10
- Broadships: 24
- Cargo: 18
- Crew: 10
- Cost: 40,000 gold
- Resale Value : 20,000 gold

Frigate

Frigate-class vessels pack the most firepower, sporting numerous cannons and strong below-deck broadside capability. The warship's strongest armor is near the front with a weakness in the rear.

Considered by many to be one of the most effective tier of ships in the area of naval warfare, this claim is supported by the fact that it has the most hull points, most deck cannons, a larger crew capacity, and is slightly faster than the galleon tier. However, it does not hold the prize for largest broadside, which is lost to the War Galleon.

All frigates have two main masts (larger versions have additional smaller fore and aft masts) and a raised mid-deck. This elevated forward area can function as a look-out platform or additional forward-facing gun mounts for regular Frigates and War Frigates.

Frigates are the only class of ship that has forward-facing cannons, giving them an advantage when attacking while advancing on an enemy. This is one reason why it is favored in privateering (SvS), as it can fire at ships that run and repair.

>>



Light Frigate

>>



Frigate

>>



War Frigate

Light frigate

These fast attack ships carry as many broadside guns as a standard sloop and as many deck guns as a standard galleon.

Ship Profile

- Armor: 4,200
- Sails: 6,000
- Cannons: 8
- Broadside: 10
- Cargo: 8
- Crew: 8
- Cost: 800 gold
- Resale Value: 400 gold

Frigate

These gunships are a noticeable jump in price, although still well below the cost of a warship, but the heavy armor, additional firepower and nearly double cargo capacity make them a worthy acquisition.

Ship Profile

- Armor: 8,400
- Sails: 9,000
- Cannons: 10
- Broadships: 14
- Cargo: 12
- Crew: 10
- Cost: 5,000 gold
- Resale Value: 2,500 gold

War Frigate

These massive armored vessels are floating fortresses and one of the most deadly ships a pirate can possess; bristling with cannons on every deck. They also have widest firing angle of any vessel, though there are none that can shoot directly backwards.

Some pirates like to show their wealth by sailing these floating fortresses.

Only the slower War Galleon carries more broadside guns than the massive War Frigate.

Ship Profile

- Armor: 12,600
- Sails: 12,000
- Cannons: 14
- Broadships: 20
- Cargo: 16
- Crew: 12
- Cost: 60,000 gold
- Resale Value: 30,000 gold

Brig

Brigs are ships that were released with the Ship Customization update. Brigs were first announced on the POTCO YouTube Channel, and were released on test server on October 7, 2011. A jack of all trades but a master of none, Brigs are a good mix of strength, speed, and cargo space - a combination of the qualities of all the other purchasable ship types. They were brought to live servers on December 14, 2011.

>>



Light Brig

>>



Brig

>>



War Brig

Light Brig

A vessel with equal parts speed, strength, and cargo hold. A perfect mix of all the other Pirate ship types, this "jack of all trades" suits all yer seafaring needs. This class of ship will hold well in combat as you protect a larger than average hull full of plunder.

Ship Profile

- Hull: 3,900
- Speed: 5,500
- Cannons: 6
- Broadside Guns: 10
- Max. Cargo: 8
- Max. Crew: 8
- Cost: 900 gold
- Level Required: Level 1 Sailing

Brig

A vessel with equal parts speed, strength, and cargo hold. A perfect mix of all the other Pirate ship types, this "jack of all trades" suits all yer seafaring needs. This class of ship will hold well in combat as you protect a larger than average hull full of plunder.

Ship Profile

- Hull: 7,800
- Speed: 8,000
- Cannons: 10
- Broadside Guns: 16
- Max. Cargo: 12
- Max. Crew: 10
- Cost: 7,000 gold
- Level Required: Level 5 Sailing

War Brig

A vessel with equal parts speed, strength, and cargo hold. A perfect mix of all the other Pirate ship types, this "jack of all trades" suits all yer seafaring needs. This class of ship will hold well in combat as you protect a larger than average hull full of plunder.

Ship Profile

- Hull: 12,000
- Speed: 11,000
- Cannons: 12
- Broadside Guns: 24
- Max. Cargo: 16
- Max. Crew: 12
- Cost: 80,000 gold
- Level Required: Level 15 Sailing

>>

Royal Navy Ships

>>

EITC Ships

>>

Skeleton Ships

Royal Navy Ships

The British Royal Navy operate a wide variety of ships out of Kingshead and Port Royal, based on the same design and hulls as pirate-owned ships. Likely, some used to be Navy vessels, pilfered then re-christened. You can find Navy ships anywhere on the High Seas, but the further out you go, the class of vessel you encounter will be more dangerous.

You can easily identify Navy ships as they fly red and white sails. Flagships are manned by randomly determined Navy Cadets, Guards, Sergeants, Veterans and even Officers.

>>



Navy Light Ships

>>



Navy Medium Ships

>>



Navy Warships

>>



Navy Ships
of the Line

Navy Light Ships

These small ships can be an annoyance to high level players just passing by, but good practice for a beginner. They often sail around the safer waters of Tortuga and Port Royal.

Name	Class	Level	Hull Points
Ferret	Light Sloop	1-3	700-1,100
Bulwark	Light Galleon	6-7	2,000-2,600
Panther	Light Frigate	9-11	3,000-3,200

Navy Medium Ships

These ships are just a bit more dangerous to new pirates, but can be sunk easily by an experienced sailor. They can be found around a couple wild islands or on the back of Tortuga.

Name	Class	Level	Hull Points
Greyhound	Sloop	11-13	3,200-3,600
Vanguard	Galleon	15-17	6,800
Centurion	Frigate	19-20	7,500-8,000

Navy Warships

The Navy Warships can spell the end for a beginning pirate. However, they are often a favorite of experienced pirates because they are able to sink them and get good loot.

Name	Class	Level	Hull Points
Kingfisher*	War Sloop	21-23	5,200
Monarch	War Galleon	25-27	10,000
Man O' War*	War Frigate	27-29	12,100
Predator	War Sloop	30-32	8,000
Colossus*	War Galleon	35-37	16,000
Dreadnought	War Frigate	35-39	14,500
Elite**	War Frigate	69-71	N/A

(*Can appear as flagships)

(**Only in Treasure Fleets)

Navy Ships of the Line

These ships are, without a doubt, the most powerful ships a pirate can ever come across. They are enormous, fast, and cannot be stopped alone. They can easily take down any ship, from Light Sloops to even a War Brig. To make matters worse, they fire at HUGE distances.

Navy warships, unlike their smaller vessels, fire more dangerous Firebrand rounds. The Goliath is only found in the Black Pearl Boss Battle. All other Ships Of The Line have only been encountered in Navy Treasure Fleets.

Name	Level	Hull
HMS Goliath	40	?
HMS Invincible	79-81	?
HMS Newcastle	79-81	?
HMS Victory	79-81	?

East India Trading Company Ships

The East India Trading Company is another enemy to the pirates. They work with the Navy to attack and destroy pirate ships. You can identify the EITC ships as they are painted black and white. Flagships are manned by randomly determined EITC soldiers, Hired-Guns, Mercenaries, and Assassins.



EITC vessels are harder to contend with than Navy vessels and tend to have stronger armor, higher levels and more effective weapons.

Warships all pack Firebrand rounds, but the heaviest ships fire very dangerous Explosive rounds. Corsair, Juggernaut and Tyrant Upper Cannons are Firebrand rounds, and the Broadships are Explosive rounds. However, the Behemoth is in the opposite way.



EITC Light Ship

>>



EITC Medium Ship

>>



EITC Warship

>>



EITC Ships of the Line

>>

EITC Light Ships

One word can compare these light ships to the Navy light ships: Stronger. They can be a threat to beginning pirates. Some of them even attack with Firebrand rounds.

Name	Class	Level	Hull Points
Sea Viper	Light Sloop	6-8	1,700-2,100
Sentinel*	Light Galleon	10-11	4,400-4,800
Corvette*	Light Frigate	13-15	5,400-?

EITC Medium Ships

These ships can pound a light vessel into a mere memory. They are armed, but lethal pirates can sink them in just a few broadsides.

Medium EITC ships pack more firepower in the form of Firebrand rounds.

Name	Class	Level	Hull Points
Bloodhound	Sloop	16	4,500
Ironwall	Galleon	21	N/A
Marauder	Frigate	24-25	9,300-9,700

EITC Warships

The EITC Warships strike fear into the hearts of a veteran pirate.

The EITC Tyrant only appears during a battle against the EITC Fleet - they are not as large as the original Navy Goliath, however their damage is much greater.

Name	Class	Level	Hull
EITC Barracuda*	War Sloop	26-28	8,200
Corsair	War Sloop	36-38	N/A
Ogre	War Galleon	30-32	11,900
Behemoth	War Galleon	40-42	N/A
Warlord	War Frigate	33-35	14,000
Juggernaut	War Frigate	43-45	N/A
Tyrant**	War Frigate	69-71	N/A

(*Can appear as a flagship.)

(**Only in Treasure Fleets)

EITC Ships of the Line

No War Frigate, War Galleon, or War Brig will stand a chance alone against any of these vessels. If you like Light Sloops in privateering you will be disappointed. One hit of a rank 1 explosive round will instantly sink a Light Sloop (explosive rank 1 does 2588-5175 damage. Light Sloops only have 2400 armor). They are the biggest, baddest ships any pirate faces. They, too, fire at huge distances. These three ships are bosses in Treasure Fleets.

Name	Level	Hull
Leviathan	79-81	N/A
Conqueror	79-81	N/A
Intrepid	79-81	N/A

Skeleton Ships

The vengeful Jolly Roger has built a fleet of ghostly vessels, bringing these wrecked hulls to the surface and crewing them with minions of his undead army.

They can be found haunting many of the wild islands.

All Skeleton vessels are War Frigates and fire supernatural ammunitions like, Thunderbolt and Fury rounds, making them formidable opposition.

Game Note- They do not appear as reactive as EITC and Navy ships, and move little slower.

Name	Level	Hull
Phantom	17-19	N/A
Revenant	26-28	N/A
Storm Reaper	30-32	N/A

Black Harbinger	35-37	N/A
Death Omen	40-43	N/A

French and Spanish Skeleton Ships

There are additional skeleton ships associated with French Undead and Spanish Undead, who continue to fight for their countries in a struggle for control of the Caribbean.

French skeleton ships can be found near Isla Cangrejos, while Spanish skeleton ships can be found near Cutthroat Isle.

- Shadow Crow
- Cerberus
- Blood Scourge

All French and Spanish skeleton ships are War Sloop Flagships and manned by crews of French and Spanish undead. Just like other flagships, they must be boarded to be plundered. Like Skeleton vessels, the French and Spanish vessels fire supernatural rounds, but can also use Firebrand and Explosive rounds. There are no galleon Skeleton ships.

>>

Bounty Hunters

>>

Warships

>>

Queen Anne's Revenge

>>

Black Pearl

>>

Ship of the Line

Bounty Hunter

At Scoundrel Level 3, Pirate At Large, the Royal Navy will dispatch Bounty Hunter ships to attack you and take back your stolen loot.

Name	Level	Hull
Century Hawk	49-51	N/A
Cutter Shark	49-51	N/A
Flying Storm	49-51	N/A
Killyaded	49-51	N/A
Red Dervish	49-51	N/A
Scorned Siren	49-51	N/A
Vengeance	49-51	N/A

Bounty Hunter

At Scoundrel level 4, Rogue on the Run, the Royal Navy sends out their finest Warships to hunt you down. They will relentlessly chase you until you are sunk or docked.

Name	Level	Type	Hull
En-Garde	59-61	War Frigate	N/A
Battle-Royale	59-61	Ship of the Line	N/A
Tally-ho	59-61	Ship of the Line	N/A

Overview

The ***Queen Anne's Revenge***, often simply referred to as the ***Revenge***, or in-game as **QAR** is the legendary and infamous ship captained by the notorious pirate Edward Teach, better known as Blackbeard. She appears as a Level 39-41 Legendary Ship with 12 broadside cannons and 8 cannons on deck. She uses powerful Round Shot for both deck guns and broadsides, capable of sinking a war frigate in a single volley, if it has no armor.

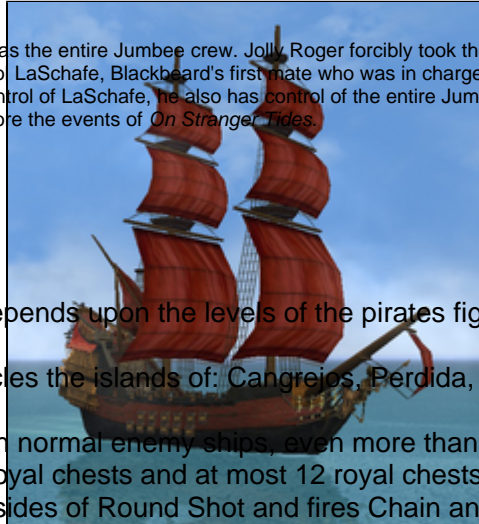
The *Queen Anne's Revenge* is smaller, slimmer and more agile than other War-class ships. She can also reload broadsides incredibly quickly. The ship appears randomly circling around Isla Perdida, Isla Tormenta, and Isla Cangrejos. This Legendary Ship is different from all other ships as she doesn't come straight at you, she will always have her broadsides facing the ship attacking her.

Enemies Aboard

The *Queen Anne's Revenge* is crewed by Jumbees, powerful enemies that will come in three waves. The battle will culminate with the appearance of LaSchafe, a Jumbie Boss and Blackbeard's master-in-arms. He will appear along with more members of his crew to attack you.

Clarification of ship ownership

Apparently, Jolly Roger controls the *Revenge*, as well as the entire Jumbie crew. Jolly Roger forcibly took the *Revenge* away from Blackbeard by using a voodoo doll to control LaSchafe, Blackbeard's first mate who was in charge of the ship while Blackbeard was away. Since Jolly Roger has control of LaSchafe, he also has control of the entire Jumbie Crew. Blackbeard then reclaims the *Revenge* some time before the events of *On Stranger Tides*.



Fun Facts

- The level of the Jumbie crew depends upon the levels of the pirates fighting them.
- The *Queen Anne's Revenge* circles the islands of: Cangrejos, Perdida, and Tormenta.
- She gives much more cargo than normal enemy ships, even more than treasure fleets, often at least 5 royal chests and at most 12 royal chests.
- The ship uses long range broadsides of Round Shot and fires Chain and Explosive rounds up close.
- There is a slight glitch, where the front and back masts are almost barriers that the jumbies have trouble crossing sometimes.
- The Jumbies are the only enemies to wear dark/black clothing, and the only enemies besides Navy soldiers to wear Navy Tricornes.
- Jumbies can be male or female, even LaSchafe may occasionally appear as a woman.
- If you get sunk or stop firing, *WARR* will repair itself.
- The *Queen Anne's Revenge* had zombies and *Dead pirates* on board in the movies, but in *Pirates Online* you only fight Blackbeard's Jumbies.
- Sometimes the Jumbies will hijack the ship. A frigate can bring them back on board by shooting at it.
- The *Queen Anne's Revenge* first appears with *Pirates of the Caribbean* is a legendary ship. It will be making appearances every *Online* in a while but is not removed, just a rare sight to see.

Name:

The Queen Anne's Revenge

Captained by:

Blackbeard
LaSchafe

Weapons:

2 self cannons on each broadside
1000 pirates

Ship type:

Frigate

First Appearance:

Pirates of the Caribbean
Online

Overview

The ***Black Pearl***, often simply referred to as the ***Pearl***, is a fictional pirate ship that figures prominently in *Pirates of the Caribbean: The Curse of the Black Pearl* and *Pirates of the Caribbean: Dead Man's Chest*. The *Black Pearl* is easily recognized by its distinctive black hull and sails. This turns out to be an advantage in more than one way.

Not only do the black sails act as a sort of intimidation tactic, but the *Pearl's* crew can put out the deck lamps for added stealth at night.

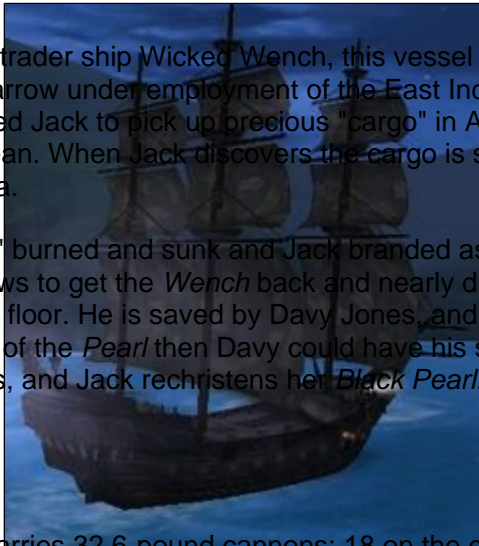
The ship was originally named *Wicked Wench* before it was ordered burned and sunk by Lord Cutler Beckett. It was later raised from the sea floor by Davy Jones after making a pact with Jack Sparrow who rechristened it *The Black Pearl*. It is said to be, "nigh uncatchable". Indeed, in the two films she either overtakes or flees all other ships, including the *Interceptor* (regarded as the fastest ship in the Caribbean) and the *Flying Dutchman* (which is actually faster against the wind).

Her speed is derived from her large sails and in addition to oars called "sweeps."

Origins

Originally christened the East Indiaman trader ship *Wicked Wench*, this vessel was commanded by a brash young Jack Sparrow under employment of the East India Trading Company. Cutler Beckett ordered Jack to pick up precious "cargo" in Africa and deliver it to the West Indies/Caribbean. When Jack discovers the cargo is slaves, he defied orders and frees them in Africa.

As revenge, Beckett orders the "*Wench*" burned and sunk and Jack branded as a pirate. After Jack escapes prison, he vows to get the *Wench* back and nearly drowns attempting to pull her up from the ocean floor. He is saved by Davy Jones, and they strike their bargain (13 years as captain of the *Pearl* then Davy could have his soul). Jones raises the *Wench* from the depths, and Jack rechristens her *Black Pearl*.



Armament

The *Black Pearl* is heavily armed; she carries 32 6-pound cannons: 18 on the gun deck and 14 on the upper deck. It's full broadside is 16 cannonballs and weighs 96 lbs. (35,8 kg).

Strangely, the *Pearl* does not have any guns on the bow or on the stern which is very unusual for a pirate ship and gives her a tactical disadvantage during a chase; the *Pearl* isn't able to shoot the ship she chases or to return her own fire however her high speed helps negate this handicap partially.

In 'Dead Man's Chest' another advantage the *Black Pearl* has over her enemies is her ability to hide in the sea at night, if all the ship's lamps are blown out then the ship is no longer visible on the sea thanks to her black hull and sails. This is also seen in 'Curse of the Black Pearl' where she is able to sneak into Port Royal under the cover of darkness, unhindered. Also during the *Curse of the Black Pearl* she allowed her to move with supernatural speed and silence.

Name:

Black Pearl, formerly ***Wicked Wench***

Captained By:

Captain Jack Sparrow
Captain Hector Barbossa
Joshamee Gibbs

Weapons:

32 cannons

Ship Type:

Sloop

First Appearance:

Curse of the Black Pearl

Ship of the Line

These vessels are massive warships, similar to historical front line warships. They appear as Royal Navy or East India Trading Company Sea Bosses that are only found during Treasure Fleets (and formerly the EITC Expedition Fleets), as Warships, or if you're lucky enough you can sail one on the Test Server.

This class of ship was first seen in the updated Boss Battle as the HMS Goliath, though the class of the ship (below the name) lists it as a "Goliath" class ship.

These ships have been sighted from Level 79-81 and can fire massive broadsides of Chain Shot, Firebrand, Explosive and Round Shot - with extended range from their long nine guns.

If anyone attacks this sea fortress with a full troop of Navy Elites/EITC Tyrants, the guardians will attack at once, making engaging one a foolhardy task alone.

They are basically a mixture of all the best characteristics of the other class ships - Fast, armored, and powerful.

Ship Profile

- Armor:
20,000
- Sails:
15,000
- Speed:
15
- Cannon
s: 14
- Broadsid
es: 24
- Cargo:
24
- Crew: 12
- Cost:
200,000
gold
- Resale
Value:
100,000
gold

Fun Facts

The Ship of the Line is currently the strongest ship in the Caribbean. This ship is NOT available for purchase, but it briefly appeared on the test server on Aug 2nd in the Shipwright's menu for a cost of 200,000g, only a few people had the money and were lucky enough to be on the test server at the right time. It was removed the next day, but the pirates that bought it have been allowed to keep it. It does appear to have generic hull and sails, not specific to a Royal Navy Ship of the line. It has been confirmed that it was never intended to be released.

Historical Fact- Ships of the Line were the primary battle ships of their day, the name coming from the tactics implemented at the time, of lining ships up for massive broadsides. Some had crews of over 1,100 men, who operated over 100, up to 12-foot guns that shot 42 pound cannonballs (That sure could ruin a pirate's day out!). Ships of the line were hardly ever sunk in battle (never by pirates) they were usually set aflame by their crews or captured.

The other notable ships have either some part to play in the game, or are mentioned due to their appearance in the universe of *Pirates of the Caribbean*.

- Bastion - Navy War Galleon (lvl 59-61). This has only been seen on Test at this time.
- El Patron's Ship - A Carrack, now landlocked in Raven's Cove.
- Gretchen - A Pirate Sloop owned by Andrew Bowdash. It was stolen by John Smith, and is currently shipwrecked on Driftwood Island.
- Grim Reaper - Bo Beck's small smuggling sloop, which is destroyed in the beginning.
- Harkaway - Jolly Roger's ghostly flagship
- The Magic - Captain Walter's ship, on which he died after a duel with Captain Ezekiel Rott

- Endeavour** - Ship of the Line and flagship of Lord Cutler Beckett's fleet in the war on piracy.
- The Flounder - Galleon owned by Loretta Jenkins' Fiancé. It was shipwrecked on the coast of Raven's Cove, killing Loretta's Fiancé.
- Flying Dutchman** - Davy Jones' unearthly (ghost) ship
- Interceptor** - A fast Royal Navy brig formerly stationed at Port Royal, destroyed by the Black Pearl.

(**This vessel does NOT appear in the game. Only listed for background.)

Pirates of the Caribbean Online - Weapons

Error rendering macro 'live-template'

Template named 'Composition1' is not accessible.



Unknown macro: 'use-layout'

Overview

No pirate can go through the Caribbean unarmed, as his enemies are aplenty out there! Their cutlass and pistol are almost a part of them and other weapons allow them to use Voodoo or assault ships.

Through the game, the player will learn how to use the primary weapon types. As they level up, they are able to use more advanced weapons of each type. There are five different categories of weapons: The run-of-the-mill Crude weapons, the slightly more elaborate Common weapons, the powerful Rare weapons, the mysterious and mighty Famed items, and the mythical Legendary weapons. Weapons are also grouped based on their names and common skills.

>>
>>
>>
>>
>>
>>
>>

>>
>>
>>
>>
>>

Basic Cutlasses

Basic Cutlasses	Rarity	Special Attack
Rusty Cutlass	CRUDE	-
Iron Cutlass	CRUDE	-
Steel Cutlass	CRUDE	-
Fine Cutlass	CRUDE	-
Pirate Blade	CRUDE	-

Cutlasses

Cutlasses	Rarity	Special Attack
Worn Cutlass	CRUDE	-
Swabbie's Cutlass	CRUDE	-
Deck-hand's Cutlass	CRUDE	MISC_FIRST_AID
Cabin Boy's Cutlass	CRUDE	MISC_NOT_IN_FACE
Light Cutlass	CRUDE	-
Heavy Cutlass	CRUDE	-
Sailor's Cutlass	CRUDE	-
Boarding Cutlass	COMMON	MISC_FIRST_AID
War Cutlass	RARE	MISC_FIRST_AID
Sharp Cutlass	COMMON	-
Tempered Cutlass	RARE	-
Engraved Cutlass	RARE	-
Bejeweled Cutlass	FAMED	-
Masterwork Cutlass	FAMED	-
Navy Sergeant's Cutlass	COMMON	CUTLASS_POWER_ATTACK
EITC Mercenary's Cutlass	COMMON	CUTLASS_POWER_ATTACK
Bandit's Cutlass	COMMON	-
Pirate's Cutlass	COMMON	MISC_FIRST_AID
Slasher's Cutlass	COMMON	CUTLASS_POWER_ATTACK
Poisoned Cutlass	COMMON	MISC_NOT_IN_FACE
Venomed Cutlass	RARE	MISC_NOT_IN_FACE
Assassin's Cutlass	FAMED	MISC_NOT_IN_FACE
Monkey Cutlass	COMMON	MISC_MONKEY_PANIC
Baboon Cutlass	RARE	MISC_MONKEY_PANIC
Orangutan Cutlass	RARE	MISC_MONKEY_PANIC
Gorilla Cutlass	FAMED	MISC_MONKEY_PANIC
Voodoo Hunter Cutlass	COMMON	MISC_FIRST_AID
Witch Hunter Cutlass	RARE	MISC_FIRST_AID
Cutlass of the Inquisition	FAMED	MISC_FIRST_AID
Silver Cutlass	COMMON	MISC_CLEANSE

Holy Cutlass	RARE	MISC_CLEANSE
Sacred Cutlass	FAMED	MISC_CLEANSE
Divine Cutlass	FAMED	MISC_CLEANSE
Brute's Cutlass	COMMON	CUTLASS_POWER_ATTACK
Brawler's Cutlass	RARE	CUTLASS_POWER_ATTACK
Bruiser's Cutlass	FAMED	CUTLASS_POWER_ATTACK
Mariner's Cutlass	CRUDE	-
Quarter Master's Cutlass	COMMON	MISC_CAPTAINS_RESOLVE
First Mate's Cutlass	COMMON	MISC_CAPTAINS_RESOLVE
Lieutenant's Cutlass	RARE	MISC_CAPTAINS_RESOLVE
Commander's Cutlass	RARE	MISC_CAPTAINS_RESOLVE
Captain's Cutlass	RARE	MISC_CAPTAINS_RESOLVE
Commodore's Cutlass	FAMED	MISC_CAPTAINS_RESOLVE
Vice Admiral's Cutlass	FAMED	MISC_CAPTAINS_RESOLVE
Admiral's Cutlass	FAMED	MISC_CAPTAINS_RESOLVE
Shark Blade	RARE	CUTLASS_ROLLTHRUST
Tiger Shark Blade	FAMED	CUTLASS_ROLLTHRUST
Black Shark Blade	FAMED	CUTLASS_ROLLTHRUST
Sea Dog's Cutlass	COMMON	CUTLASS_ROLLTHRUST
Swashbuckler's Cutlass	COMMON	CUTLASS_ROLLTHRUST
Buccaneer's Cutlass	RARE	CUTLASS_ROLLTHRUST
Privateer's Cutlass	RARE	CUTLASS_ROLLTHRUST
Corsair's Cutlass	FAMED	CUTLASS_ROLLTHRUST
Seven Seas Cutlass	FAMED	CUTLASS_ROLLTHRUST
Bloodfire Cutlass	FAMED	-
Darkfire Cutlass	RARE	CUTLASS_CURSED_FIRE
Lost Sword of El Patron	LEGENDARY	MISC_GHOST_FORM
Short Cutlass	COMMON	-
Voodoo Cutlass	COMMON	MISC_FIRST_AID
Battle Cutlass	COMMON	-
Ornate Cutlass	COMMON	-

Grand Cutlass	COMMON	-
Royal Cutlass	COMMON	-
Dual Rusty Cutlasses	CRUDE	-

Sabres

Sabres	Rarity	Special Attack
Rusty Sabre	CRUDE	-
Light Sabre	CRUDE	-
Sharp Sabre	COMMON	-
Tempered Sabre	RARE	-
Engraved Sabre	RARE	-
Bejeweled Sabre	FAMED	-
Masterwork Sabre	FAMED	-
Navy Marine's Sabre	COMMON	MISC_FIRST_AID
Navy Officer's Sabre	COMMON	CUTLASS_MASTERS_RIPOSTE
Boarding Sabre	COMMON	MISC_FIRST_AID
Ornate Sabre	COMMON	-
Royal Sabre	RARE	MISC_FIRST_AID
Fencer's Sabre	COMMON	CUTLASS_MASTERS_RIPOSTE
Duelist's Sabre	RARE	CUTLASS_MASTERS_RIPOSTE
Musketeer's Sabre	RARE	CUTLASS_MASTERS_RIPOSTE
Master Fencer's Sabre	FAMED	CUTLASS_MASTERS_RIPOSTE
Swordsman's Sabre	COMMON	CUTLASS_SKEWER
Sword Fighter's Sabre	RARE	CUTLASS_SKEWER
Sword Master's Sabre	FAMED	CUTLASS_SKEWER
Voodoo Hunter Sabre	COMMON	MISC_FIRST_AID
Witch Hunter Sabre	RARE	MISC_FIRST_AID
Sabre of the Inquisition	FAMED	MISC_FIRST_AID
Silver Sabre	COMMON	MISC_CLEANSER
Holy Sabre	RARE	MISC_CLEANSER
Sacred Sabre	FAMED	MISC_CLEANSER

Divine Sabre	FAMED	MISC_CLEANSE
Hawk Sabre	COMMON	MISC_FEINT
Falcon Sabre	RARE	MISC_FEINT
Eagle Sabre	RARE	MISC_FEINT
Great Hawk Sabre	FAMED	MISC_FEINT
Kingfisher Sabre	FAMED	MISC_FEINT
Mariner's Saber	COMMON	-
Quarter Master's Saber	COMMON	MISC_CAPTAINS_RESOLVE
First Mate's Saber	COMMON	MISC_CAPTAINS_RESOLVE
Lieutenant's Saber	RARE	MISC_CAPTAINS_RESOLVE
Commander's Saber	RARE	MISC_CAPTAINS_RESOLVE
Captain's Saber	RARE	MISC_CAPTAINS_RESOLVE
Commodore's Saber	FAMED	MISC_CAPTAINS_RESOLVE
Vice Admiral's Saber	FAMED	MISC_CAPTAINS_RESOLVE
Admiral's Saber	FAMED	MISC_CAPTAINS_RESOLVE
Bloodfire Sabre	FAMED	-
Iron Sabre	COMMON	-
Steel Sabre	COMMON	-
Fine Sabre	COMMON	-
War Sabre	COMMON	-
Master Sabre	COMMON	-

Broadswords

Broadswords	Rarity	Special Attack
Worn Broadsword	COMMON	-
Iron Broadsword	COMMON	-
Light Broadsword	COMMON	-
Heavy Broadsword	COMMON	-
War Broadsword	RARE	MISC_FIRST_AID
Royal Broadsword	RARE	MISC_FIRST_AID
Brute's Broadsword	COMMON	-

EITC Grunt's Broadsword	COMMON	CUTLASS_BLOWBACK
Sharp Broadsword	COMMON	-
Tempered Broadsword	RARE	-
Engraved Broadsword	RARE	-
Bejeweled Broadsword	FAMED	-
Masterwork Broadsword	FAMED	-
Monkey Broadsword	COMMON	MISC_MONKEY_PANIC
Baboon Broadsword	RARE	MISC_MONKEY_PANIC
Gorilla Broadsword	FAMED	MISC_MONKEY_PANIC
Voodoo Hunter Broadsword	COMMON	MISC_FIRST_AID
Witch Hunter Broadsword	RARE	MISC_FIRST_AID
Broadsword of the Inquisition	FAMED	MISC_FIRST_AID
Military Broadsword	COMMON	CUTLASS_BLOWBACK
Soldier's Broadsword	COMMON	CUTLASS_BLOWBACK
Cavalry Broadsword	RARE	CUTLASS_BLOWBACK
Dragoon's Broadsword	RARE	CUTLASS_BLOWBACK
Brigadier's Broadsword	FAMED	CUTLASS_BLOWBACK
General's Broadsword	FAMED	CUTLASS_BLOWBACK
Bloodfire Broadsword	FAMED	-
Nemesis Blade	RARE	CUTLASS_BLOWBACK
Small Broadsword	COMMON	-
Steel Broadsword	COMMON	-
Mighty Broadsword	COMMON	-
Ornate Broadsword	COMMON	-
Great Broadsword	COMMON	-

Basic Pistols

Basic Pistols	Rarity	Special Attack
Flintlock Pistol	CRUDE	-
Double-Barrel	CRUDE	-
Tri-Barrel	CRUDE	-

Heavy Tri-Barrel	CRUDE	-
Grand Pistol	CRUDE	-

Single Barrel Pistols

Single Barrel Pistols	Rarity	Special Attack
Wheellock Pistol	CRUDE	-
Snaplock Pistol	CRUDE	-
Sea Dog Pistol	CRUDE	-
Swashbuckler's Pistol	COMMON	MISC_FIRST_AID
Buccaneer's Pistol	COMMON	-
Rattler Pistol	COMMON	-
Cobra Pistol	RARE	-
Bush Master Pistol	FAMED	-
Scallywag's Pistol	COMMON	MISC_NOT_IN_FACE
Robber's Pistol	RARE	MISC_NOT_IN_FACE
Scoundrel's Pistol	FAMED	MISC_NOT_IN_FACE
Night Hunter Pistol	COMMON	MISC_HEX_WARD
Shadow Stalker Pistol	RARE	MISC_HEX_WARD
Foul Bane Pistol	RARE	MISC_HEX_WARD
Fullmoon Special Pistol	FAMED	MISC_HEX_WARD
EITC Thug's Pistol	COMMON	PISTOL_POINT_BLANK
Navy Sergeant's Pistol	COMMON	PISTOL_POINT_BLANK
Duelist's Pistol	RARE	PISTOL_POINT_BLANK
Executioner's Pistol	FAMED	PISTOL_POINT_BLANK
Silver Pistol	COMMON	MISC_CLEANSE
Holy Pistol	RARE	MISC_CLEANSE
Sacred Pistol	FAMED	MISC_CLEANSE
Iron Pistol	COMMON	-
Steel Pistol	COMMON	-
Ornate Pistol	COMMON	-

Bayonets

Bayonets	Rarity	Special Attack
Rusty Bayonet	COMMON	-
Flintlock Bayonet	COMMON	-
Wheellock Bayonet	COMMON	-
Snaplock Bayonet	COMMON	-
Combat Bayonet	COMMON	-
Battle Bayonet	RARE	BAYONET_PLAYER_RUSH
War Bayonet	FAMED	BAYONET_PLAYER_RUSH
Navy Cadet's Bayonet	COMMON	-
Navy Guard's Bayonet	COMMON	BAYONET_PLAYER_RUSH
Navy Musketeer's Bayonet	RARE	BAYONET_PLAYER_RUSH
Navy Veteran's Bayonet	FAMED	BAYONET_PLAYER_RUSH
Navy Dragoon's Bayonet	FAMED	BAYONET_PLAYER_RUSH
Crab Sticker Bayonet	COMMON	MISC_FIRST_AID
Pig Sticker Bayonet	RARE	MISC_FIRST_AID
Gator Sticker Bayonet	RARE	MISC_FIRST_AID
Shark Sticker Bayonet	FAMED	MISC_FIRST_AID
Militia Bayonet	COMMON	-
Military Bayonet	COMMON	BAYONET_PLAYER_BASH
Soldier's Bayonet	RARE	BAYONET_PLAYER_BASH
Officer's Bayonet	FAMED	BAYONET_PLAYER_BASH
Brigadier's Bayonet	FAMED	BAYONET_PLAYER_BASH
Sea Dog's Bayonet	COMMON	BAYONET_DISABLE
Swashbuckler's Bayonet	COMMON	BAYONET_DISABLE
Buccaneer's Bayonet	RARE	BAYONET_DISABLE
Privateer's Bayonet	FAMED	BAYONET_DISABLE
Corsair's Bayonet	FAMED	BAYONET_DISABLE
Iron Bayonet	COMMON	-
Steel Bayonet	COMMON	-
Master Bayonet	COMMON	-

Muskets

Muskets	Rarity	Special Attack
Old Musket	COMMON	-
Flintlock Musket	COMMON	-
Wheellock Musket	COMMON	-
Sea Dog Musket	COMMON	-
Scallywag's Musket	COMMON	MISC_NOT_IN_FACE
Robber's Musket	RARE	MISC_NOT_IN_FACE
Scoundrel's Musket	FAMED	MISC_NOT_IN_FACE
Hex Guard Musket	COMMON	MISC_HEX_WARD
Hex Stopper Musket	RARE	MISC_HEX_WARD
Hex Breaker Musket	FAMED	MISC_HEX_WARD
Silver Musket	COMMON	MISC_CLEANSE
Holy Musket	RARE	MISC_CLEANSE
Sacred Musket	FAMED	MISC_CLEANSE
Sailor's Musket	COMMON	-
Boarding Musket	COMMON	-
Royal Musket	COMMON	-

Blunderbusses

Blunderbusses	Rarity	Special Attack
Cracked Blunderbuss	CRUDE	-
Matchlock Blunderbuss	CRUDE	-
Flintlock Blunderbuss	CRUDE	-
Scattergun	COMMON	-
Heavy Scattergun	RARE	-
War Scattergun	FAMED	-
Sea Dog Blunderbuss	COMMON	MISC_FIRST_AID
Swashbuckler's Blunderbuss	RARE	MISC_FIRST_AID
Buccaneer's Blunderbuss	FAMED	MISC_FIRST_AID
Monkey Blunderbuss	COMMON	MISC_MONKEY_PANIC
Baboon Blunderbuss	RARE	MISC_MONKEY_PANIC

Gorilla Blunderbuss	FAMED	MISC_MONKEY_PANIC
Navy Blunderbuss	COMMON	PISTOL_STUNSHOT
EITC Blunderbuss	COMMON	PISTOL_STUNSHOT
Pirate Blunderbuss	RARE	PISTOL_STUNSHOT
Grand Blunderbuss	FAMED	PISTOL_STUNSHOT
Night Hunter Blunderbuss	COMMON	MISC_HEX_WARD
Shadow Stalker Blunderbuss	RARE	MISC_HEX_WARD
Foul Bane Blunderbuss	RARE	MISC_HEX_WARD
Fullmoon Special Blunderbuss	FAMED	MISC_HEX_WARD
Small Blunderbuss	COMMON	-
Fine Blunderbuss	COMMON	-
Royal Blunderbuss	COMMON	-

Repeater Pistols

Repeater Pistols	Rarity	Special Attack
EITC Grunt's Repeater Pistol	COMMON	-
Wicked Repeater	COMMON	-
Dread Repeater	RARE	-
Baneblast Repeater	RARE	-
Skullbone Repeater	FAMED	-
Night Hunter Repeater	COMMON	MISC_HEX_WARD
Shadow Stalker Repeater	RARE	MISC_HEX_WARD
Foul Bane Repeater	RARE	MISC_HEX_WARD
Fullmoon Special Repeater	FAMED	MISC_HEX_WARD
Monkey Repeater	COMMON	MISC_MONKEY_PANIC
Baboon Repeater	RARE	MISC_MONKEY_PANIC
Orangutan Repeater	FAMED	MISC_MONKEY_PANIC
Gorilla Repeater	FAMED	MISC_MONKEY_PANIC
Enhanced Repeater Pistol	RARE	PISTOL_QUICKLOAD
Clockwork Repeater Pistol	RARE	PISTOL_QUICKLOAD
Gatling Repeater Pistol	FAMED	PISTOL_QUICKLOAD

Master Crafted Repeater Pistol	FAMED	PISTOL_QUICKLOAD
Silver Repeater Pistol	COMMON	MISC_CLEANSE
Holy Repeater Pistol	RARE	MISC_CLEANSE
Sacred Repeater Pistol	FAMED	MISC_CLEANSE
Twin Barrel Pistol	COMMON	-
Steel Repeater	COMMON	-
Ornate Repeater	COMMON	-
Volley Pistol	COMMON	-

Basic Daggers

Basic Daggers	Rarity	Special Attack
Dagger	COMMON	-
Battle Dirk	COMMON	-
Main Gauche	COMMON	-
Coltello	RARE	-
Bloodletter	RARE	-

Battle Daggers

Battle Daggers	Rarity	Special Attack
Gravedigger's Dagger	COMMON	-
Mutineer's Dagger	COMMON	-
Brigand's Dagger	COMMON	MISC_FIRST_AID
Duelist's Dagger	COMMON	MISC_FEINT
EITC Thug's Dagger	COMMON	MISC_FIRST_AID
Small Dagger	COMMON	-
Steel Dagger	COMMON	-
Combat Dagger	COMMON	-
Battle Dagger	COMMON	-
War Dagger	COMMON	-

Basic Staves

Basic Staves	Rarity	Special Attack
Cursed Staff	COMMON	-
Warped Staff	COMMON	-
Rend Staff	COMMON	-
Harrow Staff	RARE	-
Vile Staff	RARE	-

Dark Staves

Dark Staves	Rarity	Special Attack
Dread Staff	COMMON	-
Bone Staff	COMMON	STAFF_TOGGLE_AURA_DARK
Grim Staff	COMMON	STAFF_TOGGLE_AURA_DARK
Skeletal Staff	COMMON	STAFF_TOGGLE_AURA_DARK
Undead Staff	COMMON	STAFF_TOGGLE_AURA_DARK
Death Staff	COMMON	STAFF_TOGGLE_AURA_DARK

Nature Staves

Nature Staves	Rarity	Special Attack
Rotten Staff	COMMON	-
Juju Staff	COMMON	-
Healing Staff	COMMON	STAFF_TOGGLE_AURA_NATURE
Mending Staff	COMMON	STAFF_TOGGLE_AURA_NATURE
Restoration Staff	COMMON	STAFF_TOGGLE_AURA_NATURE
Renewal Staff	COMMON	STAFF_TOGGLE_AURA_NATURE
Life Staff	COMMON	STAFF_TOGGLE_AURA_NATURE

Warding Staves

Warding Staves	Rarity	Special Attack
Tribal Staff	COMMON	-
Defender Staff	COMMON	STAFF_TOGGLE_AURA_WARDING
Warden Staff	COMMON	STAFF_TOGGLE_AURA_WARDING
Overseer Staff	COMMON	STAFF_TOGGLE_AURA_WARDING

Guardian Staff	COMMON	STAFF_TOGGLE_AURA_WARDING
Tribal Chief Staff	COMMON	STAFF_TOGGLE_AURA_WARDING

Grenades

Item Name	Rarity		Special Attack
Grenade Pouch	COMMON	GRENADE	-

Crude Weapons:

Item Name	Rarity	Type	Special Attack
Rusty Cutlass	CRUDE	CUTLASS	-
Iron Cutlass	CRUDE	CUTLASS	-
Steel Cutlass	CRUDE	CUTLASS	-
Fine Cutlass	CRUDE	CUTLASS	-
Pirate Blade	CRUDE	CUTLASS	-
Worn Cutlass	CRUDE	CUTLASS	-
Swabbie's Cutlass	CRUDE	CUTLASS	-
Deck-hand's Cutlass	CRUDE	CUTLASS	MISC_FIRST_AID
Cabin Boy's Cutlass	CRUDE	CUTLASS	MISC_NOT_IN_FACE
Light Cutlass	CRUDE	CUTLASS	-
Heavy Cutlass	CRUDE	CUTLASS	-
Sailor's Cutlass	CRUDE	CUTLASS	-
Mariner's Cutlass	CRUDE	CUTLASS	-
Dual Rusty Cutlasses	CRUDE	DUAL_CUTLASS	-
Rusty Sabre	CRUDE	SABRE	-
Light Sabre	CRUDE	SABRE	-
Flintlock Pistol	CRUDE	PISTOL	-
Double-Barrel	CRUDE	REPEATER	-
Tri-Barrel	CRUDE	REPEATER	-
Heavy Tri-Barrel	CRUDE	REPEATER	-
Grand Pistol	CRUDE	REPEATER	-
Wheellock Pistol	CRUDE	PISTOL	-
Snaplock Pistol	CRUDE	PISTOL	-

Sea Dog Pistol	CRUDE	PISTOL	-
Cracked Blunderbuss	CRUDE	BLUNDERBUSS	-
Matchlock Blunderbuss	CRUDE	BLUNDERBUSS	-
Flintlock Blunderbuss	CRUDE	BLUNDERBUSS	-
Voodoo Doll	CRUDE	BASIC_DOLL	-
Cloth Doll	CRUDE	BASIC_DOLL	-
Witch Doll	CRUDE	BASIC_DOLL	-
Pirate Doll	CRUDE	BASIC_DOLL	-
Taboo Doll	CRUDE	BASIC_DOLL	-
Ugly Voodoo Doll	CRUDE	BANE	-
Ghoul Doll	CRUDE	BANE	-
Wax Doll	CRUDE	MOJO	-
Clay Doll	CRUDE	MOJO	-
Rag Doll	CRUDE	SPIRIT	-
Cupie Doll	CRUDE	SPIRIT	-

Common Weapons:

Item Name	Rarity	Type	Special Attack
Boarding Cutlass	COMMON	CUTLASS	MISC_FIRST_AID
Sharp Cutlass	COMMON	CUTLASS	-
Navy Sergeant's Cutlass	COMMON	CUTLASS	CUTLASS_POWER_ATTACK
EITC Mercenary's Cutlass	COMMON	CUTLASS	CUTLASS_POWER_ATTACK
Bandit's Cutlass	COMMON	CUTLASS	-
Pirate's Cutlass	COMMON	CUTLASS	MISC_FIRST_AID
Slasher's Cutlass	COMMON	CUTLASS	CUTLASS_POWER_ATTACK
Poisoned Cutlass	COMMON	CUTLASS	MISC_NOT_IN_FACE
Monkey Cutlass	COMMON	CUTLASS	MISC_MONKEY_PANIC
Voodoo Hunter Cutlass	COMMON	CUTLASS	MISC_FIRST_AID
Silver Cutlass	COMMON	CUTLASS	MISC_CLEANSE
Brute's Cutlass	COMMON	CUTLASS	CUTLASS_POWER_ATTACK
Quarter Master's Cutlass	COMMON	CUTLASS	MISC_CAPTAINS_RESOLVE
First Mate's Cutlass	COMMON	CUTLASS	MISC_CAPTAINS_RESOLVE

Sea Dog's Cutlass	COMMON	CUTLASS	CUTLASS_ROLLTHRUST
Swashbuckler's Cutlass	COMMON	CUTLASS	CUTLASS_ROLLTHRUST
Short Cutlass	COMMON	CUTLASS	-
Voodoo Cutlass	COMMON	CUTLASS	MISC_FIRST_AID
Battle Cutlass	COMMON	CUTLASS	-
Ornate Cutlass	COMMON	CUTLASS	-
Grand Cutlass	COMMON	CUTLASS	-
Royal Cutlass	COMMON	CUTLASS	-
Sharp Sabre	COMMON	SABRE	-
Navy Marine's Sabre	COMMON	SABRE	MISC_FIRST_AID
Navy Officer's Sabre	COMMON	SABRE	CUTLASS_MASTERS_RIPOSTE
Boarding Sabre	COMMON	SABRE	MISC_FIRST_AID
Ornate Sabre	COMMON	SABRE	-
Fencer's Sabre	COMMON	SABRE	CUTLASS_MASTERS_RIPOSTE
Swordsman's Sabre	COMMON	SABRE	CUTLASS_SKEWER
Voodoo Hunter Sabre	COMMON	SABRE	MISC_FIRST_AID
Silver Sabre	COMMON	SABRE	MISC_CLEANSE
Hawk Sabre	COMMON	SABRE	MISC_FEINT
Mariner's Saber	COMMON	SABRE	-
Quarter Master's Saber	COMMON	SABRE	MISC_CAPTAINS_RESOLVE
First Mate's Saber	COMMON	SABRE	MISC_CAPTAINS_RESOLVE
Iron Sabre	COMMON	SABRE	-
Steel Sabre	COMMON	SABRE	-
Fine Sabre	COMMON	SABRE	-
War Sabre	COMMON	SABRE	-
Master Sabre	COMMON	SABRE	-
Worn Broadsword	COMMON	BROADSWORD	-
Iron Broadsword	COMMON	BROADSWORD	-
Light Broadsword	COMMON	BROADSWORD	-
Heavy Broadsword	COMMON	BROADSWORD	-
Brute's Broadsword	COMMON	BROADSWORD	-

EITC Grunt's Broadsword	COMMON	BROADSWORD	CUTLASS_BLOWBACK
Sharp Broadsword	COMMON	BROADSWORD	-
Monkey Broadsword	COMMON	BROADSWORD	MISC_MONKEY_PANIC
Voodoo Hunter Broadsword	COMMON	BROADSWORD	MISC_FIRST_AID
Military Broadsword	COMMON	BROADSWORD	CUTLASS_BLOWBACK
Soldier's Broadsword	COMMON	BROADSWORD	CUTLASS_BLOWBACK
Small Broadsword	COMMON	BROADSWORD	-
Steel Broadsword	COMMON	BROADSWORD	-
Mighty Broadsword	COMMON	BROADSWORD	-
Ornate Broadsword	COMMON	BROADSWORD	-
Great Broadsword	COMMON	BROADSWORD	-
Swashbuckler's Pistol	COMMON	PISTOL	MISC_FIRST_AID
Buccaneer's Pistol	COMMON	PISTOL	-
Rattler Pistol	COMMON	PISTOL	-
Scallywag's Pistol	COMMON	PISTOL	MISC_NOT_IN_FACE
Night Hunter Pistol	COMMON	PISTOL	MISC_HEX_WARD
EITC Thug's Pistol	COMMON	PISTOL	PISTOL_POINT_BLANK
Navy Sergeant's Pistol	COMMON	PISTOL	PISTOL_POINT_BLANK
Silver Pistol	COMMON	PISTOL	MISC_CLEANSE
Iron Pistol	COMMON	PISTOL	-
Steel Pistol	COMMON	PISTOL	-
Ornate Pistol	COMMON	PISTOL	-
Rusty Bayonet	COMMON	BAYONET	-
Flintlock Bayonet	COMMON	BAYONET	-
Wheellock Bayonet	COMMON	BAYONET	-
Snaplock Bayonet	COMMON	BAYONET	-
Combat Bayonet	COMMON	BAYONET	-
Navy Cadet's Bayonet	COMMON	BAYONET	-
Navy Guard's Bayonet	COMMON	BAYONET	BAYONET_PLAYER_RUSH
Crab Sticker Bayonet	COMMON	BAYONET	MISC_FIRST_AID
Militia Bayonet	COMMON	BAYONET	-

Military Bayonet	COMMON	BAYONET	BAYONET_PLAYER_BASH
Sea Dog's Bayonet	COMMON	BAYONET	BAYONET_DISABLE
Swashbuckler's Bayonet	COMMON	BAYONET	BAYONET_DISABLE
Iron Bayonet	COMMON	BAYONET	-
Steel Bayonet	COMMON	BAYONET	-
Master Bayonet	COMMON	BAYONET	-
Old Musket	COMMON	MUSKET	-
Flintlock Musket	COMMON	MUSKET	-
Wheellock Musket	COMMON	MUSKET	-
Sea Dog Musket	COMMON	MUSKET	-
Scallywag's Musket	COMMON	MUSKET	MISC_NOT_IN_FACE
Hex Guard Musket	COMMON	MUSKET	MISC_HEX_WARD
Silver Musket	COMMON	MUSKET	MISC_CLEANSE
Sailor's Musket	COMMON	MUSKET	-
Boarding Musket	COMMON	MUSKET	-
Royal Musket	COMMON	MUSKET	-
Scattergun	COMMON	BLUNDERBUSS	-
Sea Dog Blunderbuss	COMMON	BLUNDERBUSS	MISC_FIRST_AID
Monkey Blunderbuss	COMMON	BLUNDERBUSS	MISC_MONKEY_PANIC
Navy Blunderbuss	COMMON	BLUNDERBUSS	PISTOL_STUNSHOT
EITC Blunderbuss	COMMON	BLUNDERBUSS	PISTOL_STUNSHOT
Night Hunter Blunderbuss	COMMON	BLUNDERBUSS	MISC_HEX_WARD
Small Blunderbuss	COMMON	BLUNDERBUSS	-
Fine Blunderbuss	COMMON	BLUNDERBUSS	-
Royal Blunderbuss	COMMON	BLUNDERBUSS	-
EITC Grunt's Repeater Pistol	COMMON	REPEATER	-
Wicked Repeater	COMMON	REPEATER	-
Night Hunter Repeater	COMMON	REPEATER	MISC_HEX_WARD
Monkey Repeater	COMMON	REPEATER	MISC_MONKEY_PANIC
Silver Repeater Pistol	COMMON	REPEATER	MISC_CLEANSE
Twin Barrel Pistol	COMMON	REPEATER	-

Steel Repeater	COMMON	REPEATER	-
Ornate Repeater	COMMON	REPEATER	-
Volley Pistol	COMMON	REPEATER	-
Zombie Doll	COMMON	BANE	-
Fury Doll	COMMON	BANE	DOLL_RED_FURY
Rage Doll	COMMON	BANE	DOLL_RED_FURY
Grudger Doll	COMMON	BANE	DOLL_RED_FURY
Vengeful Doll	COMMON	BANE	DOLL_RED_FURY
Wrath Doll	COMMON	BANE	DOLL_RED_FURY
Cotton Doll	COMMON	MOJO	DOLL_HEX_GUARD
Ornate Doll	COMMON	MOJO	DOLL_HEX_GUARD
Enchanted Doll	COMMON	MOJO	DOLL_HEX_GUARD
Magic Doll	COMMON	MOJO	DOLL_HEX_GUARD
Mysterious Doll	COMMON	MOJO	DOLL_HEX_GUARD
Healing Doll	COMMON	SPIRIT	DOLL_SPIRIT_MEND
Mending Doll	COMMON	SPIRIT	DOLL_SPIRIT_MEND
Restoration Doll	COMMON	SPIRIT	DOLL_SPIRIT_MEND
Renewal Doll	COMMON	SPIRIT	DOLL_SPIRIT_MEND
Life Doll	COMMON	SPIRIT	DOLL_SPIRIT_MEND
Dagger	COMMON	DAGGER_SUBTYPE	-
Battle Dirk	COMMON	DAGGER_SUBTYPE	-
Main Gauche	COMMON	DAGGER_SUBTYPE	-
Gravedigger's Dagger	COMMON	DAGGER_SUBTYPE	-
Mutineer's Dagger	COMMON	DAGGER_SUBTYPE	-
Brigand's Dagger	COMMON	DAGGER_SUBTYPE	MISC_FIRST_AID
Duelist's Dagger	COMMON	DAGGER_SUBTYPE	MISC_FEINT
EITC Thug's Dagger	COMMON	DAGGER_SUBTYPE	MISC_FIRST_AID
Small Dagger	COMMON	DAGGER_SUBTYPE	-
Steel Dagger	COMMON	DAGGER_SUBTYPE	-
Combat Dagger	COMMON	DAGGER_SUBTYPE	-
Battle Dagger	COMMON	DAGGER_SUBTYPE	-

War Dagger	COMMON	DAGGER_SUBTYPE	-
Cursed Staff	COMMON	BASIC_STAFF	-
Warped Staff	COMMON	BASIC_STAFF	-
Rend Staff	COMMON	BASIC_STAFF	-
Dread Staff	COMMON	DARK	-
Bone Staff	COMMON	DARK	STAFF_TOGGLE_AURA_DARK
Grim Staff	COMMON	DARK	STAFF_TOGGLE_AURA_DARK
Skeletal Staff	COMMON	DARK	STAFF_TOGGLE_AURA_DARK
Undead Staff	COMMON	DARK	STAFF_TOGGLE_AURA_DARK
Death Staff	COMMON	DARK	STAFF_TOGGLE_AURA_DARK
Rotten Staff	COMMON	NATURE	-
Juju Staff	COMMON	NATURE	-
Healing Staff	COMMON	NATURE	STAFF_TOGGLE_AURA_NATURE
Mending Staff	COMMON	NATURE	STAFF_TOGGLE_AURA_NATURE
Restoration Staff	COMMON	NATURE	STAFF_TOGGLE_AURA_NATURE
Renewal Staff	COMMON	NATURE	STAFF_TOGGLE_AURA_NATURE
Life Staff	COMMON	NATURE	STAFF_TOGGLE_AURA_NATURE
Tribal Staff	COMMON	WARDING	-
Defender Staff	COMMON	WARDING	STAFF_TOGGLE_AURA_WARDING
Warden Staff	COMMON	WARDING	STAFF_TOGGLE_AURA_WARDING
Overseer Staff	COMMON	WARDING	STAFF_TOGGLE_AURA_WARDING
Guardian Staff	COMMON	WARDING	STAFF_TOGGLE_AURA_WARDING
Tribal Chief Staff	COMMON	WARDING	STAFF_TOGGLE_AURA_WARDING
Grenade Pouch	COMMON	GRENADE	-

Rare Weapons:

Item Name	Rarity	Type	Special Attack
War Cutlass	RARE	CUTLASS	MISC_FIRST_AID
Tempered Cutlass	RARE	CUTLASS	-
Engraved Cutlass	RARE	CUTLASS	-
Venomed Cutlass	RARE	CUTLASS	MISC_NOT_IN_FACE
Baboon Cutlass	RARE	CUTLASS	MISC_MONKEY_PANIC

Orangutan Cutlass	RARE	CUTLASS	MISC_MONKEY_PANIC
Witch Hunter Cutlass	RARE	CUTLASS	MISC_FIRST_AID
Holy Cutlass	RARE	CUTLASS	MISC_CLEANSE
Brawler's Cutlass	RARE	CUTLASS	CUTLASS_POWER_ATTACK
Lieutenant's Cutlass	RARE	CUTLASS	MISC_CAPTAINS_RESOLVE
Commander's Cutlass	RARE	CUTLASS	MISC_CAPTAINS_RESOLVE
Captain's Cutlass	RARE	CUTLASS	MISC_CAPTAINS_RESOLVE
Shark Blade	RARE	CUTLASS	CUTLASS_ROLLTHRUST
Buccaneer's Cutlass	RARE	CUTLASS	CUTLASS_ROLLTHRUST
Privateer's Cutlass	RARE	CUTLASS	CUTLASS_ROLLTHRUST
Darkfire Cutlass	RARE	CUTLASS	CUTLASS_CURSED_FIRE
Tempered Sabre	RARE	SABRE	-
Engraved Sabre	RARE	SABRE	-
Royal Sabre	RARE	SABRE	MISC_FIRST_AID
Duelist's Sabre	RARE	SABRE	CUTLASS_MASTERS_RIPOSTE
Musketeer's Sabre	RARE	SABRE	CUTLASS_MASTERS_RIPOSTE
Sword Fighter's Sabre	RARE	SABRE	CUTLASS_SKEWER
Witch Hunter Sabre	RARE	SABRE	MISC_FIRST_AID
Holy Sabre	RARE	SABRE	MISC_CLEANSE
Falcon Sabre	RARE	SABRE	MISC_FEINT
Eagle Sabre	RARE	SABRE	MISC_FEINT
Lieutenant's Saber	RARE	SABRE	MISC_CAPTAINS_RESOLVE
Commander's Saber	RARE	SABRE	MISC_CAPTAINS_RESOLVE
Captain's Saber	RARE	SABRE	MISC_CAPTAINS_RESOLVE
War Broadsword	RARE	BROADSWORD	MISC_FIRST_AID
Royal Broadsword	RARE	BROADSWORD	MISC_FIRST_AID
Tempered Broadsword	RARE	BROADSWORD	-
Engraved Broadsword	RARE	BROADSWORD	-
Baboon Broadsword	RARE	BROADSWORD	MISC_MONKEY_PANIC
Witch Hunter Broadsword	RARE	BROADSWORD	MISC_FIRST_AID
Cavalry Broadsword	RARE	BROADSWORD	CUTLASS_BLOWBACK

Dragoon's Broadsword	RARE	BROADSWORD	CUTLASS_BLOWBACK
Nemesis Blade	RARE	BROADSWORD	CUTLASS_BLOWBACK
Cobra Pistol	RARE	PISTOL	-
Robber's Pistol	RARE	PISTOL	MISC_NOT_IN_FACE
Shadow Stalker Pistol	RARE	PISTOL	MISC_HEX_WARD
Foul Bane Pistol	RARE	PISTOL	MISC_HEX_WARD
Duelist's Pistol	RARE	PISTOL	PISTOL_POINT_BLANK
Holy Pistol	RARE	PISTOL	MISC_CLEANSE
Battle Bayonet	RARE	BAYONET	BAYONET_PLAYER_RUSH
Navy Musketeer's Bayonet	RARE	BAYONET	BAYONET_PLAYER_RUSH
Pig Sticker Bayonet	RARE	BAYONET	MISC_FIRST_AID
Gator Sticker Bayonet	RARE	BAYONET	MISC_FIRST_AID
Soldier's Bayonet	RARE	BAYONET	BAYONET_PLAYER_BASH
Buccaneer's Bayonet	RARE	BAYONET	BAYONET_DISABLE
Robber's Musket	RARE	MUSKET	MISC_NOT_IN_FACE
Hex Stopper Musket	RARE	MUSKET	MISC_HEX_WARD
Holy Musket	RARE	MUSKET	MISC_CLEANSE
Heavy Scattergun	RARE	BLUNDERBUSS	-
Swashbuckler's Blunderbuss	RARE	BLUNDERBUSS	MISC_FIRST_AID
Baboon Blunderbuss	RARE	BLUNDERBUSS	MISC_MONKEY_PANIC
Pirate Blunderbuss	RARE	BLUNDERBUSS	PISTOL_STUNSHOT
Shadow Stalker Blunderbuss	RARE	BLUNDERBUSS	MISC_HEX_WARD
Foul Bane Blunderbuss	RARE	BLUNDERBUSS	MISC_HEX_WARD
Dread Repeater	RARE	REPEATER	-
Baneblast Repeater	RARE	REPEATER	-
Shadow Stalker Repeater	RARE	REPEATER	MISC_HEX_WARD
Foul Bane Repeater	RARE	REPEATER	MISC_HEX_WARD
Baboon Repeater	RARE	REPEATER	MISC_MONKEY_PANIC
Enhanced Repeater Pistol	RARE	REPEATER	PISTOL_QUICKLOAD
Clockwork Repeater Pistol	RARE	REPEATER	PISTOL_QUICKLOAD
Holy Repeater Pistol	RARE	REPEATER	MISC_CLEANSE

Coltello	RARE	DAGGER_SUBTYPE	-
Bloodletter	RARE	DAGGER_SUBTYPE	-
Harrow Staff	RARE	BASIC_STAFF	-
Vile Staff	RARE	BASIC_STAFF	-

Famed Weapons:

Item Name	Rarity	Type	Special Attack
Bejeweled Cutlass	FAMED	CUTLASS	-
Masterwork Cutlass	FAMED	CUTLASS	-
Assassin's Cutlass	FAMED	CUTLASS	MISC_NOT_IN_FACE
Gorilla Cutlass	FAMED	CUTLASS	MISC_MONKEY_PANIC
Cutlass of the Inquisition	FAMED	CUTLASS	MISC_FIRST_AID
Sacred Cutlass	FAMED	CUTLASS	MISC_CLEANSE
Divine Cutlass	FAMED	CUTLASS	MISC_CLEANSE
Bruiser's Cutlass	FAMED	CUTLASS	CUTLASS_POWER_ATTACK
Commodore's Cutlass	FAMED	CUTLASS	MISC_CAPTAINS_RESOLVE
Vice Admiral's Cutlass	FAMED	CUTLASS	MISC_CAPTAINS_RESOLVE
Admiral's Cutlass	FAMED	CUTLASS	MISC_CAPTAINS_RESOLVE
Tiger Shark Blade	FAMED	CUTLASS	CUTLASS_ROLLTHRUST
Black Shark Blade	FAMED	CUTLASS	CUTLASS_ROLLTHRUST
Corsair's Cutlass	FAMED	CUTLASS	CUTLASS_ROLLTHRUST
Seven Seas Cutlass	FAMED	CUTLASS	CUTLASS_ROLLTHRUST
Bloodfire Cutlass	FAMED	CUTLASS	-
Bejeweled Sabre	FAMED	SABRE	-
Masterwork Sabre	FAMED	SABRE	-
Master Fencer's Sabre	FAMED	SABRE	CUTLASS_MASTERS_RIPOSTE
Sword Master's Sabre	FAMED	SABRE	CUTLASS_SKEWER
Sabre of the Inquisition	FAMED	SABRE	MISC_FIRST_AID
Sacred Sabre	FAMED	SABRE	MISC_CLEANSE
Divine Sabre	FAMED	SABRE	MISC_CLEANSE
Great Hawk Sabre	FAMED	SABRE	MISC_FEINT
Kingfisher Sabre	FAMED	SABRE	MISC_FEINT

Commodore's Saber	FAMED	SABRE	MISC_CAPTAINS_RESOLVE
Vice Admiral's Saber	FAMED	SABRE	MISC_CAPTAINS_RESOLVE
Admiral's Saber	FAMED	SABRE	MISC_CAPTAINS_RESOLVE
Bloodfire Sabre	FAMED	SABRE	-
Bejeweled Broadsword	FAMED	BROADSWORD	-
Masterwork Broadsword	FAMED	BROADSWORD	-
Gorilla Broadsword	FAMED	BROADSWORD	MISC_MONKEY_PANIC
Broadsword of the Inquisition	FAMED	BROADSWORD	MISC_FIRST_AID
Brigadier's Broadsword	FAMED	BROADSWORD	CUTLASS_BLOWBACK
General's Broadsword	FAMED	BROADSWORD	CUTLASS_BLOWBACK
Bloodfire Broadsword	FAMED	BROADSWORD	-
Bush Master Pistol	FAMED	PISTOL	-
Scoundrel's Pistol	FAMED	PISTOL	MISC_NOT_IN_FACE
Fullmoon Special Pistol	FAMED	PISTOL	MISC_HEX_WARD
Executioner's Pistol	FAMED	PISTOL	PISTOL_POINT_BLANK
Sacred Pistol	FAMED	PISTOL	MISC_CLEANSE
War Bayonet	FAMED	BAYONET	BAYONET_PLAYER_RUSH
Navy Veteran's Bayonet	FAMED	BAYONET	BAYONET_PLAYER_RUSH
Navy Dragoon's Bayonet	FAMED	BAYONET	BAYONET_PLAYER_RUSH
Shark Sticker Bayonet	FAMED	BAYONET	MISC_FIRST_AID
Officer's Bayonet	FAMED	BAYONET	BAYONET_PLAYER_BASH
Brigadier's Bayonet	FAMED	BAYONET	BAYONET_PLAYER_BASH
Privateer's Bayonet	FAMED	BAYONET	BAYONET_DISABLE
Corsair's Bayonet	FAMED	BAYONET	BAYONET_DISABLE
Scoundrel's Musket	FAMED	MUSKET	MISC_NOT_IN_FACE
Hex Breaker Musket	FAMED	MUSKET	MISC_HEX_WARD
Sacred Musket	FAMED	MUSKET	MISC_CLEANSE
War Scattergun	FAMED	BLUNDERBUSS	-
Buccaneer's Blunderbuss	FAMED	BLUNDERBUSS	MISC_FIRST_AID
Gorilla Blunderbuss	FAMED	BLUNDERBUSS	MISC_MONKEY_PANIC
Grand Blunderbuss	FAMED	BLUNDERBUSS	PISTOL_STUNSHOT

Fullmoon Special Blunderbuss	FAMED	BLUNDERBUSS	MISC_HEX_WARD
Skullbone Repeater	FAMED	REPEATER	-
Fullmoon Special Repeater	FAMED	REPEATER	MISC_HEX_WARD
Orangutan Repeater	FAMED	REPEATER	MISC_MONKEY_PANIC
Gorilla Repeater	FAMED	REPEATER	MISC_MONKEY_PANIC
Gatling Repeater Pistol	FAMED	REPEATER	PISTOL_QUICKLOAD
Master Crafted Repeater Pistol	FAMED	REPEATER	PISTOL_QUICKLOAD
Sacred Repeater Pistol	FAMED	REPEATER	MISC_CLEANSE

Legendary Weapons:

Item Name	Rarity	Type	Special Attack
Lost Sword of El Patron	LEGENDARY	CUTLASS	MISC_GHOST_FORM

Basic Dolls

Basic Dolls	Rarity	Special Attack
Voodoo Doll	CRUDE	-
Cloth Doll	CRUDE	-
Witch Doll	CRUDE	-
Pirate Doll	CRUDE	-
Taboo Doll	CRUDE	-

Bane Dolls

Bane Dolls	Rarity	Special Attack
Ugly Voodoo Doll	CRUDE	-
Zombie Doll	COMMON	-
Ghoul Doll	CRUDE	-
Fury Doll	COMMON	DOLL_RED_FURY
Rage Doll	COMMON	DOLL_RED_FURY
Grudger Doll	COMMON	DOLL_RED_FURY
Vengeful Doll	COMMON	DOLL_RED_FURY
Wrath Doll	COMMON	DOLL_RED_FURY

Mojo Dolls

Mojo Dolls	Rarity	Special Attack
Wax Doll	CRUDE	-
Clay Doll	CRUDE	-
Cotton Doll	COMMON	DOLL_HEX_GUARD
Ornate Doll	COMMON	DOLL_HEX_GUARD
Enchanted Doll	COMMON	DOLL_HEX_GUARD
Magic Doll	COMMON	DOLL_HEX_GUARD
Mysterious Doll	COMMON	DOLL_HEX_GUARD

Spirit Dolls

Spirit Dolls	Rarity	Special Attack
Rag Doll	CRUDE	-
Cupie Doll	CRUDE	-
Healing Doll	COMMON	DOLL_SPIRIT_MEND
Mending Doll	COMMON	DOLL_SPIRIT_MEND
Restoration Doll	COMMON	DOLL_SPIRIT_MEND
Renewal Doll	COMMON	DOLL_SPIRIT_MEND
Life Doll	COMMON	DOLL_SPIRIT_MEND

Legendary Story PotCO

Unknown macro: {use-layout}

Error rendering macro 'live-template'

Template named 'Composition1' is not accessible.

Story

Under Construction

- [Famous Characters PotCO](#)
- [Game Masters PotCO](#)
 - [Catherine Harcourt Bio](#)
 - [PotCO Ben Bowman Bio](#)
 - [Xavier Hench Bio](#)
- [Story Characters PotCO](#)

Famous Characters PotCO

Unknown macro: {use-layout}

Error rendering macro 'live-template'

Template named 'Composition1' is not accessible.

Characters
Under Construction

Game Masters PotCO

Unknown macro: {use-layout}

Error rendering macro 'live-template'

Template named 'Composition1' is not accessible.

Game Masters Under Construction

- [Catherine Harcourt Bio](#)
- [PotCO Ben Bowman Bio](#)
- [Xavier Hench Bio](#)

Catherine Harcourt Bio

Error rendering macro 'live-template'

Template named 'Composition1' is not accessible.

Unknown macro: {use-layout}

Catherine Harcourt

Biography

Catherine aids the Marceline guild smuggle goods right under the nose of the EITC. However, she is wise enough not to divulge her distaste for the EITC vocally. Catherine is secretly courting a member of the EITC Black Guard, who, unknowingly feeds her valuable information in his rum-addled state. Harcourt is not only attractive and able sailor, but an expert navigator and legit merchant to boot – she mainly deals in clothing and jewelry.

>> Places

>> Support

>> Gifts

>> Games

>> Acting

Find Them

Room 1

Room 2

Room 3

Error rendering macro 'deck'

java.lang.NullPointerException: Cannot invoke "String.replace(java.lang.CharSequence, java.lang.CharSequence)" because the return value of "net.customware.confluence.plugin.composition.bean.Deck.getId()" is null

Find Them

Get Items

Friend

Real?

Error rendering macro 'deck'

```
java.lang.NullPointerException: Cannot invoke "String.replace(java.lang.CharSequence, java.lang.CharSequence)" because the return value of "net.customware.confluence.plugin.composition.bean.Deck.getId()" is null
```

Current

All

Error rendering macro 'deck'

```
java.lang.NullPointerException: Cannot invoke "String.replace(java.lang.CharSequence, java.lang.CharSequence)" because the return value of "net.customware.confluence.plugin.composition.bean.Deck.getId()" is null
```

Game 1

Game 2

Error rendering macro 'deck'

```
java.lang.NullPointerException: Cannot invoke "String.replace(java.lang.CharSequence, java.lang.CharSequence)" because the return value of "net.customware.confluence.plugin.composition.bean.Deck.getId()" is null
```

Latest Visit

Previous Visits

Error rendering macro 'deck'

```
java.lang.NullPointerException: Cannot invoke "String.replace(java.lang.CharSequence, java.lang.CharSequence)" because the return value of "net.customware.confluence.plugin.composition.bean.Deck.getId()" is null
```

PotCO Ben Bowman Bio

Error rendering macro 'live-template'

Template named 'Composition1' is not accessible.

Unknown macro: {use-layout}

Ben Bowman

Biography

Bowman is an able crewman but still getting his sea legs, he's got much of the Caribbean still to see. He's an eager Pirate and he's often quick to make friends, hopeful to gain more experience from other Pirates. It's this outgoing nature and his impromptu performance's on the streets and taverns of the islands that have earned him the title of Ben "The Showman" Bowman.

>> Places

>> Support

>> Gifts

>> Games

>> Acting

Find Them

Room 1

Room 2

Room 3

Error rendering macro 'deck'

java.lang.NullPointerException: Cannot invoke "String.replace(java.lang.CharSequence, java.lang.CharSequence)" because the return value of "net.customware.confluence.plugin.composition.bean.Deck.getId()" is null

Find Them

Get Items

Friend

Real?

Error rendering macro 'deck'

```
java.lang.NullPointerException: Cannot invoke "String.replace(java.lang.CharSequence, java.lang.CharSequence)" because the return value of "net.customware.confluence.plugin.composition.bean.Deck.getId()" is null
```

Current

All

Error rendering macro 'deck'

```
java.lang.NullPointerException: Cannot invoke "String.replace(java.lang.CharSequence, java.lang.CharSequence)" because the return value of "net.customware.confluence.plugin.composition.bean.Deck.getId()" is null
```

Game 1

Game 2

Error rendering macro 'deck'

```
java.lang.NullPointerException: Cannot invoke "String.replace(java.lang.CharSequence, java.lang.CharSequence)" because the return value of "net.customware.confluence.plugin.composition.bean.Deck.getId()" is null
```

Latest Visit

Previous Visits

Error rendering macro 'deck'

java.lang.NullPointerException: Cannot invoke "String.replace(java.lang.CharSequence, java.lang.CharSequence)" because the return value of "net.customware.confluence.plugin.composition.bean.Deck.getId()" is null

Xavier Hench Bio

Error rendering macro 'live-template'

Template named 'Composition1' is not accessible.

Unknown macro: {use-layout}

Biography

Current leader of the Marceline Guild after the passing of Captain Walter. Xavier is a fierce warrior and proud Pirate. Xavier is of Spanish decent but was raised by an English family, so he speaks fluent Spanish. He is well educated in the ways of the world.

Find Them

Room 1

Room 2

Room 3

Error rendering macro 'deck'

java.lang.NullPointerException: Cannot invoke "String.replace(java.lang.CharSequence, java.lang.CharSequence)" because the return value of "net.customware.confluence.plugin.composition.bean.Deck.getId()" is null

Find Them

Get Items

Friend

Real?

Error rendering macro 'deck'

```
java.lang.NullPointerException: Cannot invoke "String.replace(java.lang.CharSequence, java.lang.CharSequence)" because the return value of "net.customware.confluence.plugin.composition.bean.Deck.getId()" is null
```

Current

All

Error rendering macro 'deck'

```
java.lang.NullPointerException: Cannot invoke "String.replace(java.lang.CharSequence, java.lang.CharSequence)" because the return value of "net.customware.confluence.plugin.composition.bean.Deck.getId()" is null
```

Game 1

Game 2

Error rendering macro 'deck'

```
java.lang.NullPointerException: Cannot invoke "String.replace(java.lang.CharSequence, java.lang.CharSequence)" because the return value of "net.customware.confluence.plugin.composition.bean.Deck.getId()" is null
```

Latest Visit

Previous Visits

Error rendering macro 'deck'

```
java.lang.NullPointerException: Cannot invoke "String.replace(java.lang.CharSequence, java.lang.CharSequence)" because the return value of "net.customware.confluence.plugin.composition.bean.Deck.getId()" is null
```

Story Characters PotCO

Unknown macro: {use-layout}

Error rendering macro 'live-template'

Template named 'Composition1' is not accessible.

Story Characters
Under Construction

Legendary Support PotCO

Unknown macro: {use-layout}


Error rendering macro 'live-template'

Template named 'Composition1' is not accessible.

Support Under Construction

- [PotC Phone Messages](#)
- [PotC Product Contact List](#)

PotC Phone Messages

 Unknown macro: 'use-layout'

Error rendering macro 'live-template'

Template named 'Composition2' is not accessible.

Phone Greetings and Closed Messages

>> PotC Billing

>> PotC Support

Greeting Messages

PotC Membership Card Issues

We are currently experiencing an issue with the redemption of our game cards and gift subscriptions. During this time, you may receive an incorrect message when attempting to redeem your membership. Please keep your card or code in a safe place and try to redeem it again shortly. In the meantime, we appreciate your patience as we work to get this fixed as soon as possible. If you would still like to speak to one of our representatives please stay on the line.

PotC Tools Down

We are currently experiencing a technical issue with our systems which prevents us from being able to assist you with account and membership changes at this time. Our team is hard at work to solve the situation and have us back up and running as quickly as possible. We appreciate your patience and understanding. If you would still like to speak to one of our representatives please stay on the line...

PotC Website Down

We are aware at this time that you are having difficulties accessing Pirates Online. Our team is hard at work to solve the situation and have you back online as soon as possible. We appreciate your patience and understanding. If you would still like to speak to one of our representatives please stay on the line...

PotC Membership Benefits Missing

We are aware at this time that you may be experiencing a temporary loss of your membership benefits. We apologize for any inconvenience this may have caused you and thank you for your patience as we work hard to get this fixed as soon as possible. If you would still like to speak to one of our representatives please stay on the line.

Closed Messages

PotC Christmas New Years

Happy Holidays and thank you for calling Disney Online Studios Canada! Our office will be closed on Christmas Day and New Years Day. You can reach us during our regular business hours throughout the week. Our normal business hours are Monday through Friday 8:30am to 3:30pm. All hours are Pacific time. Alternatively, leave us a message and we would be happy to return your call. Please include as much of the following information as possible; your name, phone number, pirate name, email address and transaction ID number. Thank you!

PotC National Holiday

Thank you for calling Disney Online Studios Canada. Due to the national holiday, our offices closed at 4pm Pacific Time today. Please call us again tomorrow and we will be happy to assist you. Our regular business hours are Monday through Friday 8:30am to 3:30pm. All hours are Pacific Time. Thank you!

PotC Staff Meeting 1 hour

Thank you for calling Disney Online Studios. We are currently in a staff meeting and are unable to take your call at this time. Please try us again later today or we can be reached during our regular business hours tomorrow. Our regular business hours are Monday through Friday 8:30am to 3:30pm. All hours are Pacific Time. Thank you!

PotC Tech Problems

Thank you for calling Disney Online Studios. Unfortunately we are experiencing technical difficulties at the moment and are unable to take your call. We apologize for the inconvenience and ask that you try again later. Our regular business hours are Monday through Friday 7:30am to 5pm. All hours are Pacific Time. Thank you!

PotC Office Closed for Lunch**With Times:**

Thank you for calling Disney's Pirates of the Caribbean Online. We're sorry we've missed your call; however, our office is currently closed for lunch. We will be available to assist you again at 1:30pm Pacific Time. Please try again later. Thank you!

Without Times:

Thank you for calling Disney's Pirates of the Caribbean Online. We're sorry we've missed your call; however, our office is currently closed for lunch. We will be back to assist you shortly, please try again soon. Thank you!

Greeting Messages

PotC Membership Card Issues

We are currently experiencing an issue with the redemption of our game cards and gift subscriptions. During this time, you may receive an incorrect message when attempting to redeem your membership. Please keep your card or code in a safe place and try to redeem it again shortly. In the meantime, we appreciate your patience as we work to get this fixed as soon as possible. If you would still like to speak to one of our representatives please stay on the line.

PotC Tools Down

We are currently experiencing a technical issue with our systems which prevents us from being able to assist you with account and membership changes at this time. Our team is hard at work to solve the situation and have us back up and running as quickly as possible. We appreciate your patience and understanding. If you would still like to speak to one of our representatives please stay on the line...

PotC Website Down

We are aware at this time that you are having difficulties accessing Pirates Online. Our team is hard at work to solve the situation and have you back online as soon as possible. We appreciate your patience and understanding. If you would still like to speak to one of our representatives please stay on the line...

PotC Membership Benefits Missing

We are aware at this time that you may be experiencing a temporary loss of your membership benefits. We apologize for any inconvenience this may have caused you and thank you for your patience as we work hard to get this fixed as soon as possible. If you would still like to speak to one of our representatives please stay on the line.

Closed Messages**PotC Christmas New Years**

Happy Holidays and thank you for calling Disney Online Studios Canada! Our office will be closed on Christmas Day and New Years Day. You can reach us during our regular business hours throughout the week. Our normal business hours are Monday through Friday 8:30am to 3:30pm. All hours are Pacific time. Alternatively, leave us a message and we would be happy to return your call. Please include as much of the following information as possible; your name, phone number, pirate name, email address and transaction ID number. Thank you!

PotC National Holiday

Thank you for calling Disney Online Studios Canada. Due to the national holiday, our offices closed at 4pm Pacific Time today. Please call us again tomorrow and we will be happy to assist you. Our regular business hours are Monday through Friday 8:30am to 3:30pm. All hours are Pacific Time. Thank you!

PotC Staff Meeting 1 hour

Thank you for calling Disney Online Studios. We are currently in a staff meeting and are unable to take your call at this time. Please try us again later today or we can be reached during our regular business hours tomorrow. Our regular business hours are Monday through Friday 8:30am to 3:30pm. All hours are Pacific Time. Thank you!

PotC Tech Problems

Thank you for calling Disney Online Studios. Unfortunately we are experiencing technical difficulties at the moment and are unable to take your call. We apologize for the inconvenience and ask that you try again later. Our regular business hours are Monday through Friday 7:30am to 5pm. All hours are Pacific Time. Thank you!

PotC Office Closed for Lunch:**With Times:**

Thank you for calling Disney's Pirates of the Caribbean Online. We're sorry we've missed your call; however, our office is currently closed for lunch. We will be available to assist you again at 1:30pm Pacific Time. Please try again later. Thank you!

Without Times:

Thank you for calling Disney's Pirates of the Caribbean Online. We're sorry we've missed your call; however, our office is currently closed for lunch. We will be back to assist you shortly, please try again soon. Thank you!

PotC Product Contact List

Unknown macro: 'use-layout'

Product Contact List

Pirates		
	Toll-Free	888-507-9507
	Local	250-980-3600
Phone hours: 8:30am-12:30pm Mon-Fri		
Page Links		Email Links
piratesonline.go.com		memberservices@piratesonline.com
piratesonline.go.com/#/account_services/membership_options.html		billing@piratesonline.com
piratesonline.go.com/#/help/contact_us		
apps.test.pirates.go.com/pirates/		
register.go.com/premium/gifts/redeem/pirates		

PO Header

